

**Hartford Parks and Recreation Commission**  
**Thursday September 9, 2021**  
**5:30 p.m.**  
**Hartford Town Hall**  
**Meetings Minutes**

**Commission Members in Attendance:** Brett Mayfield Allison Childs, David Crocco

**Others in Attendance:** Scott Hausler P&R Director, Joe Major, Select Board Liaison

**Commission Members not in Attendance:** Michael Vanasse, Tom McCleary

Meeting called to order: 5:37 pm by Allison Childs

The August meeting minutes were moved and approved.

**Citizen Comments:** None

**Commission Member Comments:** None

**Directors Reports for September 6, 2021:**

Highlights:

Parking for Balloon Festival brought in over \$10,000 in donations for Brian Hanson Scholarship Fund.

Rec Department busy with scheduling at the Wendell A Barwood Arena for the upcoming season.

Parks crews are busy catching up with mowing.

Park permits are consisted with previous years for fall season.

**Old Business: None**

Community Center: No updates

Community Survey: Survey done and is being reviewed by Department and Commission members.

Pool Project: Continues to move forward but because of a delay in getting tanks, there might be a delay in the finish time for the Spring.

**Agenda Items for Next Rec. Commission Meeting.**

Community Survey

Community Center

Pool Update

Motion made to adjourn and all accepted.

Adjourned at 5:55 pm.

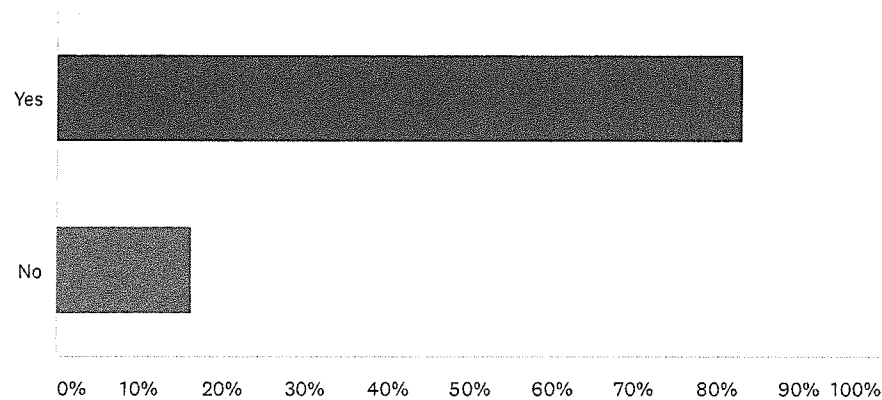
Respectfully submitted: Brett Mayfield, Commission Secretary

Next meeting October 14th.

Signed By: Brett Mayfield Dated: 11-18-2021

Q1 Have you or other members of your household participated in any programs offered by the Town's Parks and Recreation Department during the past 24 months?

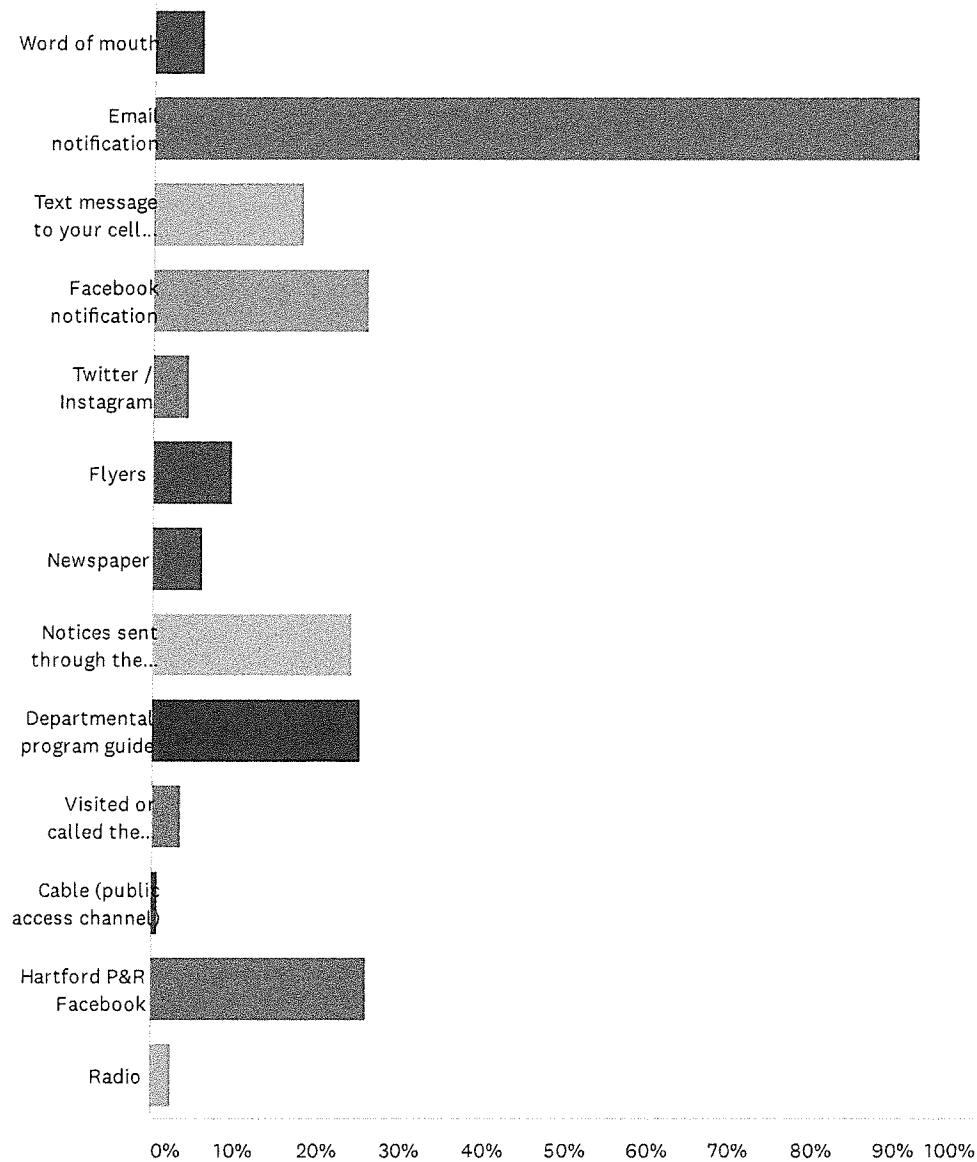
Answered: 115    Skipped: 0



ANSWER CHOICES	RESPONSES	
Yes	83.48%	96
No	16.52%	19
TOTAL		115

Q2 What is the best way to communicate information about parks and recreation programs and other information to your household

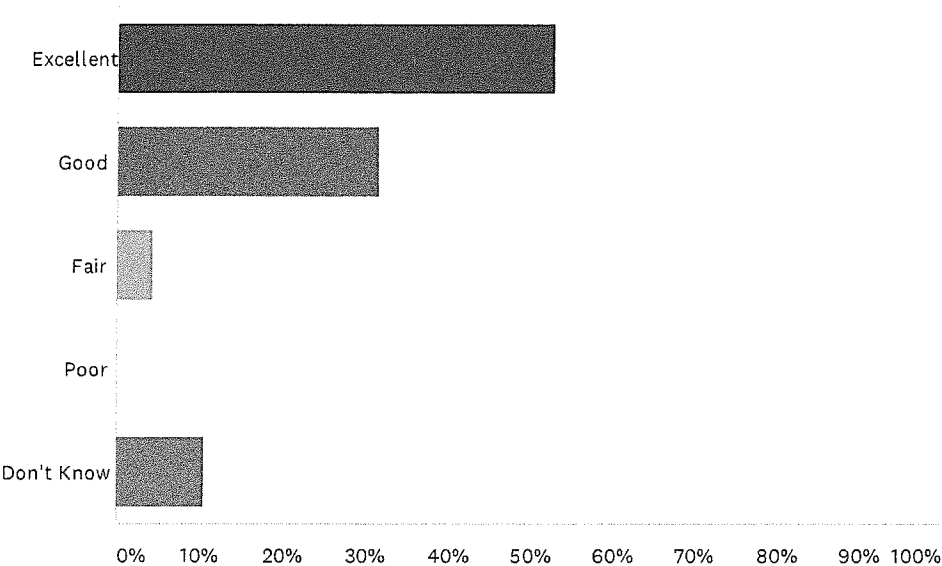
Answered: 115    Skipped: 0



ANSWER CHOICES	RESPONSES	
Word of mouth	6.09%	7
Email notification	93.04%	107
Text message to your cell phone	18.26%	21
Facebook notification	26.09%	30
Twitter / Instagram	4.35%	5
Flyers	9.57%	11
Newspaper	6.09%	7
Notices sent through the school	24.35%	28
Departmental program guide	25.22%	29
Visited or called the Department	3.48%	4
Cable (public access channel)	0.87%	1
Hartford P&R Facebook	26.09%	30
Radio	2.61%	3
Total Respondents: 115		

Q3 How would you rate the overall quality of the recreation programs you and members of your household participated in?

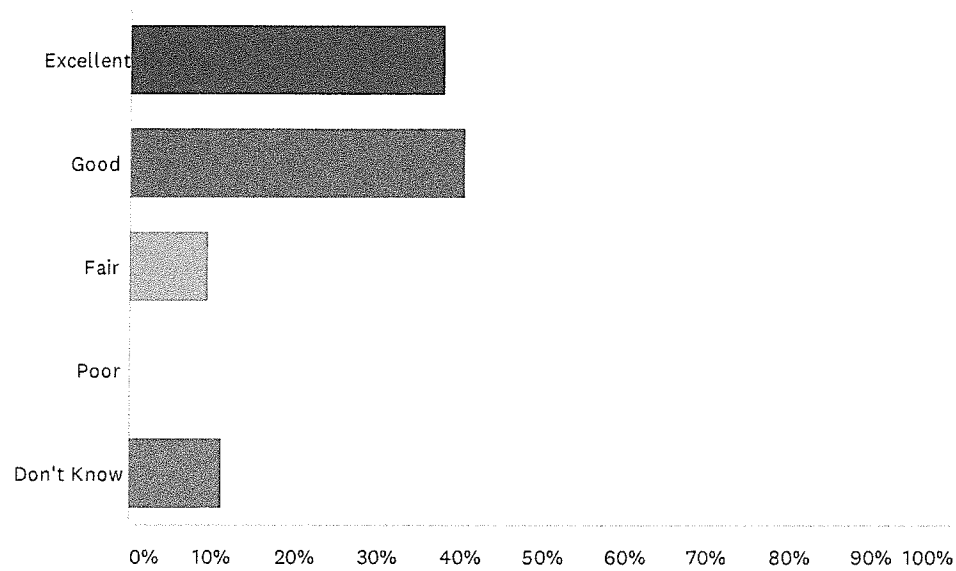
Answered: 113    Skipped: 2



ANSWER CHOICES	RESPONSES	
Excellent	53.10%	60
Good	31.86%	36
Fair	4.42%	5
Poor	0.00%	0
Don't Know	10.62%	12
TOTAL		113

Q4 How would you rate your overall satisfaction with the availability of family events and activities offered in the Town of Hartford?

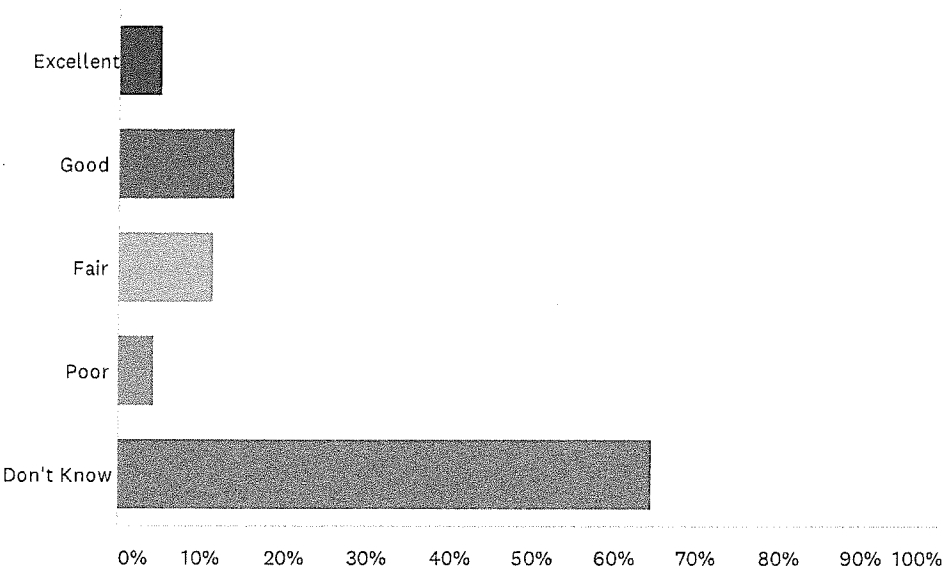
Answered: 115 Skipped: 0



ANSWER CHOICES	RESPONSES	
Excellent	38.26%	44
Good	40.87%	47
Fair	9.57%	11
Poor	0.00%	0
Don't Know	11.30%	13
TOTAL		115

Q5 How would you rate your overall satisfaction with the availability of age 50+ activities?

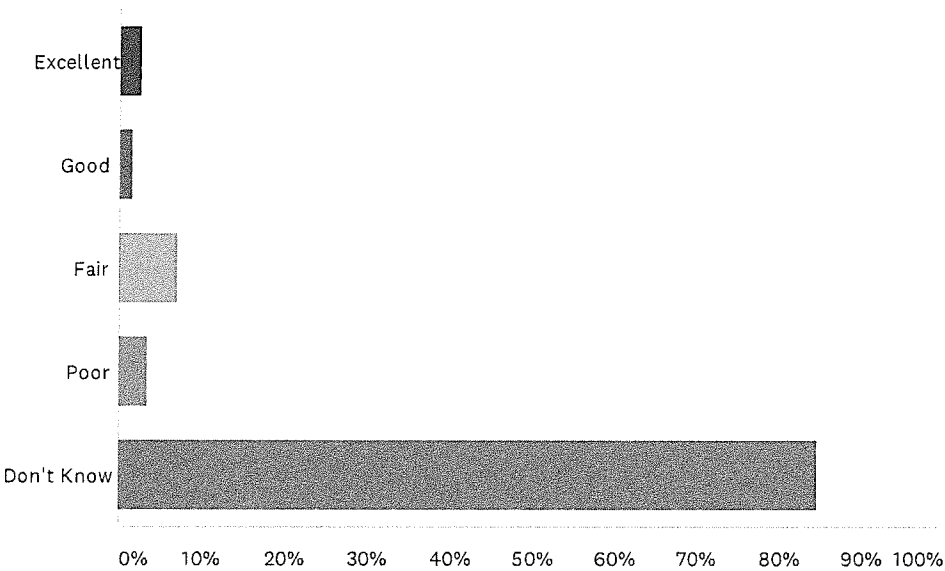
Answered: 114 Skipped: 1



ANSWER CHOICES	RESPONSES	
Excellent	5.26%	6
Good	14.04%	16
Fair	11.40%	13
Poor	4.39%	5
Don't Know	64.91%	74
TOTAL		114

Q6 How would you rate your overall satisfaction with the availability of infant/toddler events and activities?

Answered: 113 Skipped: 2

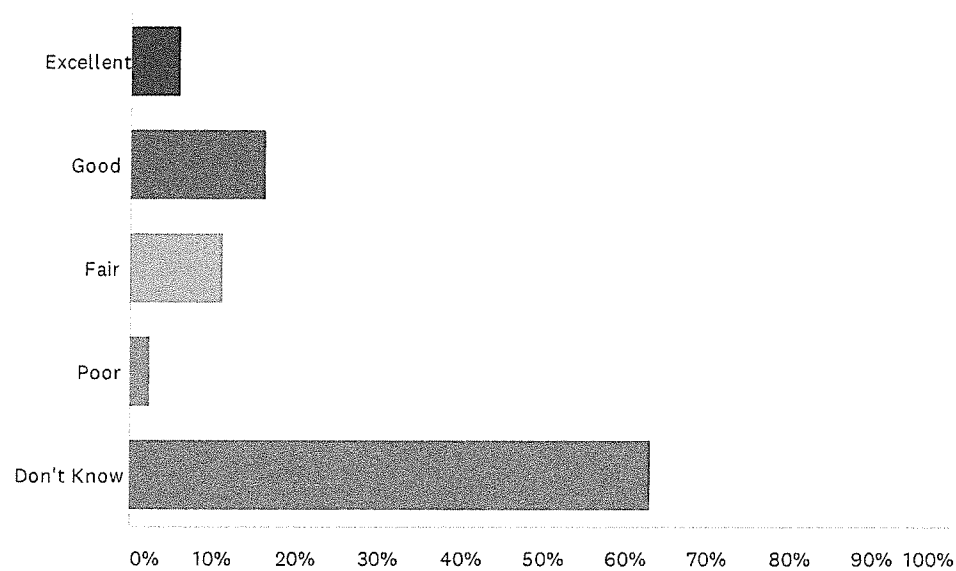


ANSWER CHOICES	RESPONSES	
Excellent	2.65%	3
Good	1.77%	2
Fair	7.08%	8
Poor	3.54%	4
Don't Know	84.96%	96
TOTAL		113



Q7 How would you rate your overall satisfaction with the availability of teenage programs, events and activities?

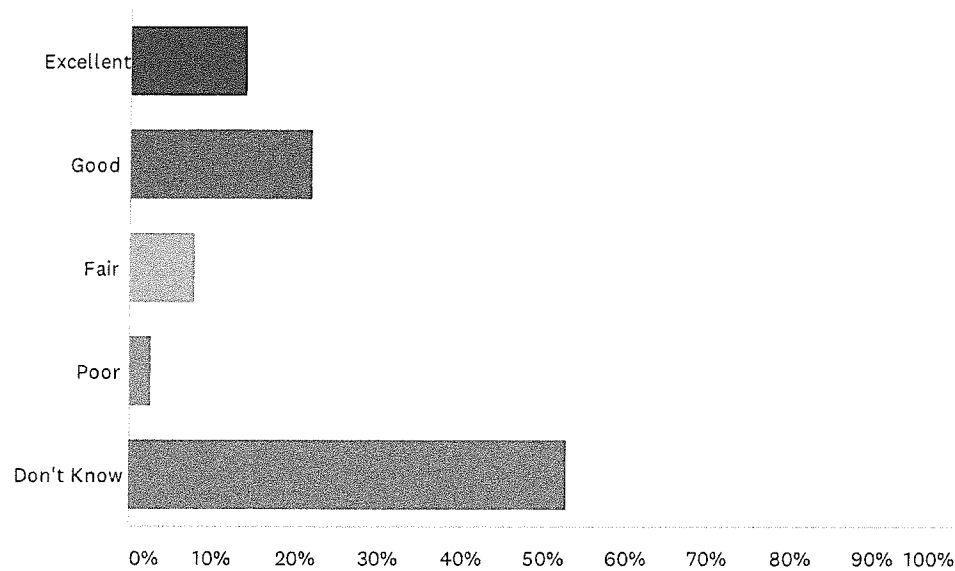
Answered: 115    Skipped: 0



ANSWER CHOICES	RESPONSES	
Excellent	6.09%	7
Good	16.52%	19
Fair	11.30%	13
Poor	2.61%	3
Don't Know	63.48%	73
TOTAL		115

Q8 How would you rate your overall satisfaction with the availability of adult athletic programs and activities?

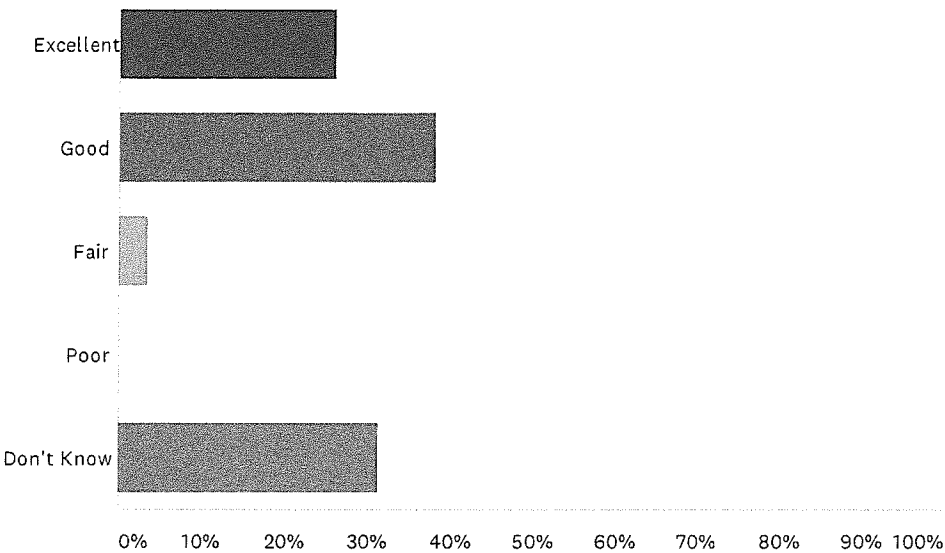
Answered: 113    Skipped: 2



ANSWER CHOICES	RESPONSES	
Excellent	14.16%	16
Good	22.12%	25
Fair	7.96%	9
Poor	2.65%	3
Don't Know	53.10%	60
TOTAL		113

Q9 How would you rate your overall satisfaction with the availability of youth athletic programs and activities?

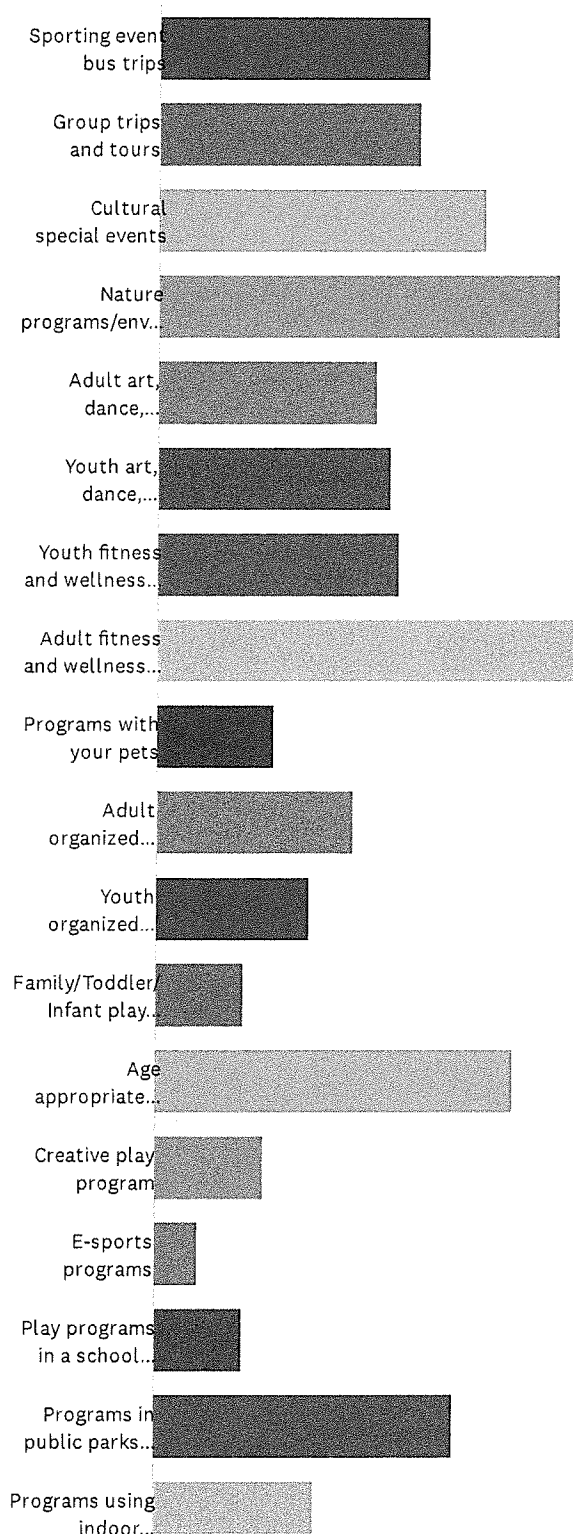
Answered: 114    Skipped: 1

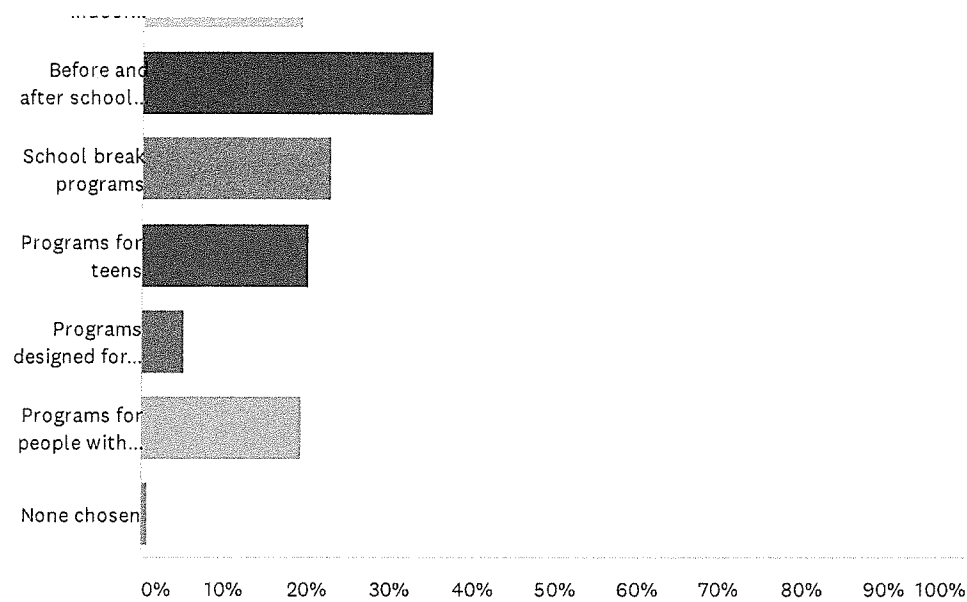


ANSWER CHOICES	RESPONSES	
Excellent	26.32%	30
Good	38.60%	44
Fair	3.51%	4
Poor	0.00%	0
Don't Know	31.58%	36
TOTAL		114

**Q10 What additional types of programs would you like to see the Hartford Parks & Recreation Department offer you and your family (Please check all that apply to you and your family).**

Answered: 113 Skipped: 2







ANSWER CHOICES	RESPONSES	
Sporting event bus trips	32.74%	37
Group trips and tours	31.86%	36
Cultural special events	39.82%	45
Nature programs/environmental education	48.67%	55
Adult art, dance, performing arts	26.55%	30
Youth art, dance, performing arts	28.32%	32
Youth fitness and wellness programs	29.20%	33
Adult fitness and wellness programs	51.33%	58
Programs with your pets	14.16%	16
Adult organized athletic programs	23.89%	27
Youth organized athletic programs	18.58%	21
Family/Toddler/Infant play hours for socializing	10.62%	12
Age appropriate programs such as cooking, arts and crafts, parent & me sport programs	43.36%	49
Creative play program	13.27%	15
E-sports programs	5.31%	6
Play programs in a school facility during school hours	10.62%	12
Programs in public parks such as exercise, field and court programs	36.28%	41
Programs using indoor facilities such as exercise, wrestling, court activities and games	19.47%	22
Before and after school programs	35.40%	40
School break programs	23.01%	26
Programs for teens	20.35%	23
Programs designed for homeschooled children	5.31%	6
Programs for people with disabilities and other needs	19.47%	22
None chosen	0.88%	1
Total Respondents: 113		

**Q11 If the availability of additional programs for toddlers, youth, teenagers, senior citizens and 50+ programs are important to you and your family, please tell us the best time during a typical week for you and your family to participate in the age categories listed. Please check all that apply to your household.**

Answered: 110 Skipped: 5



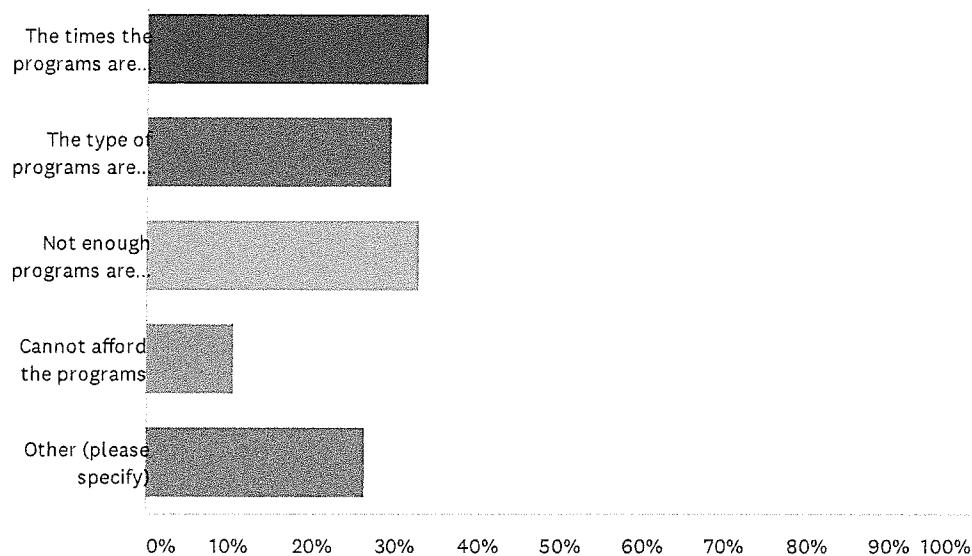




	<b>TODDLERS 1-4 YR.</b>	<b>YOUTH 5 -12 YR.</b>	<b>TEENAGERS 12-18 YR.</b>	<b>ADULTS 18+</b>	<b>ADULTS 50+ AND SENIORS</b>	<b>TOTAL RESPONDENTS</b>
Early to late morning hours	15.91% 7	22.73% 10	4.55% 2	29.55% 13	50.00% 22	44
Mid morning to early afternoon hours	17.14% 6	20.00% 7	14.29% 5	31.43% 11	54.29% 19	35
Afternoons	12.31% 8	53.85% 35	30.77% 20	13.85% 9	29.23% 19	65
Early evening hours	7.50% 6	37.50% 30	26.25% 21	51.25% 41	33.75% 27	80
Evenings after 8pm	0.00% 0	12.00% 3	20.00% 5	80.00% 20	20.00% 5	25
Weekdays	10.61% 7	42.42% 28	25.76% 17	40.91% 27	42.42% 28	66
Weekends	12.64% 11	47.13% 41	29.89% 26	51.72% 45	31.03% 27	87

Q12 Knowing what you do know about the Department's family, infant/toddler, youth, teen, 50+ programs, what are the barriers, if any, that may keep you from participating.

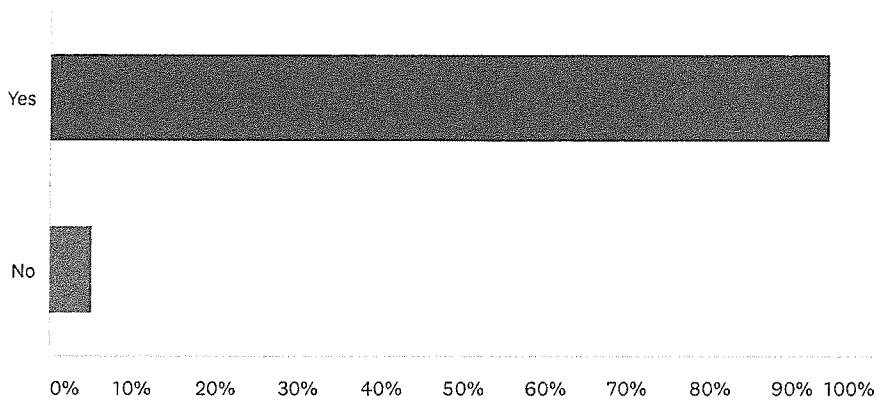
Answered: 94 Skipped: 21



ANSWER CHOICES	RESPONSES	
The times the programs are offered	34.04%	32
The type of programs are not offered during the time I wish to participate	29.79%	28
Not enough programs are being offered	32.98%	31
Cannot afford the programs	10.64%	10
Other (please specify)	26.60%	25
Total Respondents: 94		

Q13 Have you or members of your household visited any of the Towns parks and recreation facilities during the past 12 months?

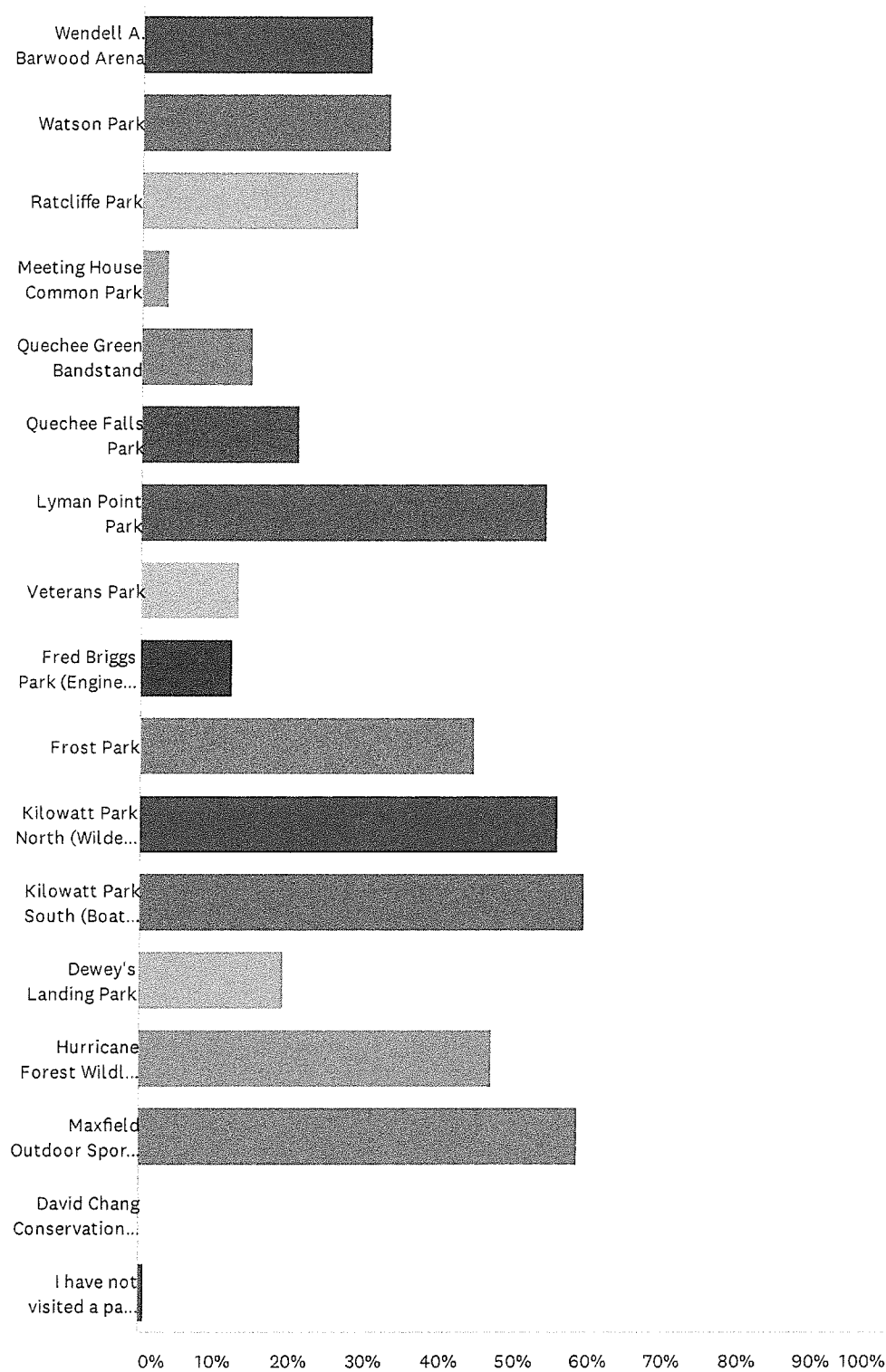
Answered: 114    Skipped: 1



ANSWER CHOICES	RESPONSES	
Yes	94.74%	108
No	5.26%	6
TOTAL		114

Q14 Please check the municipal parks and facilities that you and/or your members of your household have visited over the past 12 months.

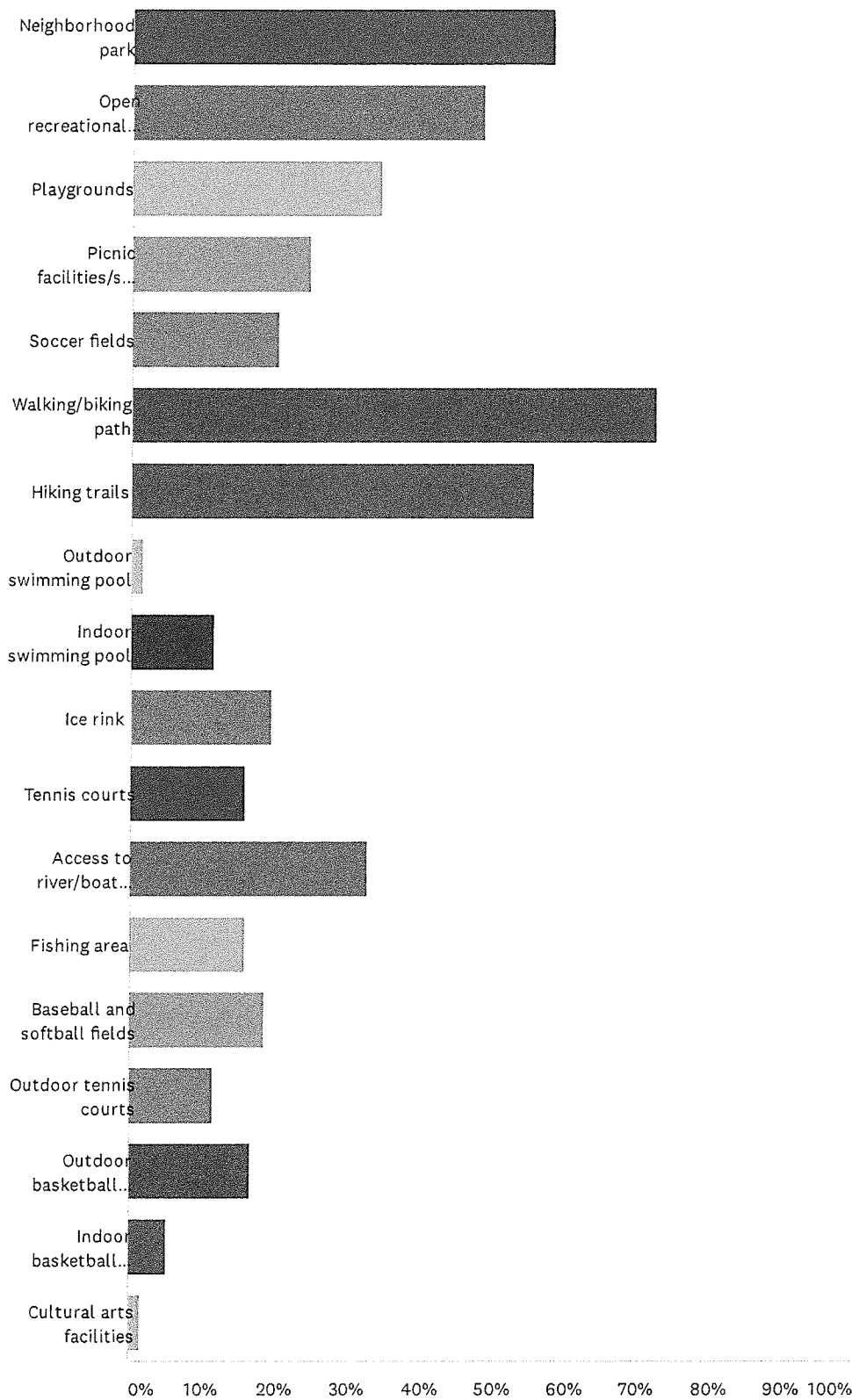
Answered: 114 Skipped: 1



ANSWER CHOICES	RESPONSES	
Wendell A. Barwood Arena	30.70%	35
Watson Park	33.33%	38
Ratcliffe Park	28.95%	33
Meeting House Common Park	3.51%	4
Quechee Green Bandstand	14.91%	17
Quechee Falls Park	21.05%	24
Lyman Point Park	54.39%	62
Veterans Park	13.16%	15
Fred Briggs Park (Engine 494)	12.28%	14
Frost Park	44.74%	51
Kilowatt Park North (Wilder Picnic Area)	56.14%	64
Kilowatt Park South (Boat Landing & Athletic Field)	59.65%	68
Dewey's Landing Park	19.30%	22
Hurricane Forest Wildlife Refuge Park	47.37%	54
Maxfield Outdoor Sports Complex	58.77%	67
David Chang Conservation Area	0.00%	0
I have not visited a park or facility	0.88%	1
Total Respondents: 114		

**Q15 Please tell us by choosing the various type of recreational facilities that you and members of your household have visited in the Town during the past 12 months.**

Answered: 113   Skipped: 2

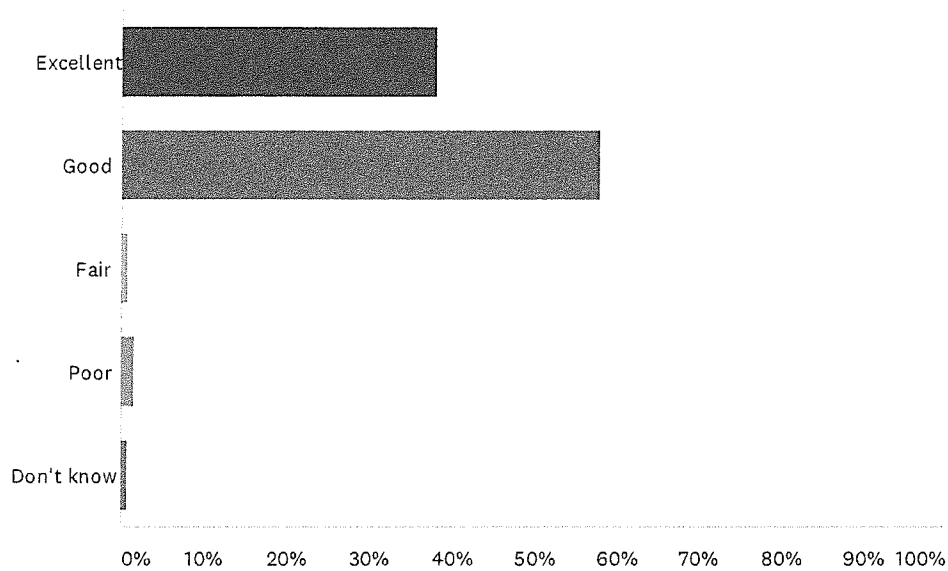


ANSWER CHOICES	RESPONSES	
Neighborhood park	58.41%	66
Open recreational space	48.67%	55
Playgrounds	34.51%	39
Picnic facilities/shelters	24.78%	28
Soccer fields	20.35%	23
Walking/biking path	72.57%	82
Hiking trails	55.75%	63
Outdoor swimming pool	1.77%	2
Indoor swimming pool	11.50%	13
Ice rink	19.47%	22
Tennis courts	15.93%	18
Access to river/boat kayak launch	32.74%	37
Fishing area	15.93%	18
Baseball and softball fields	18.58%	21
Outdoor tennis courts	11.50%	13
Outdoor basketball courts	16.81%	19
Indoor basketball courts	5.31%	6
Cultural arts facilities	1.77%	2
Total Respondents: 113		



Q16 Overall, how would you rate the physical condition of the facilities and parks that you and members of your household have visited over the past 12 months?

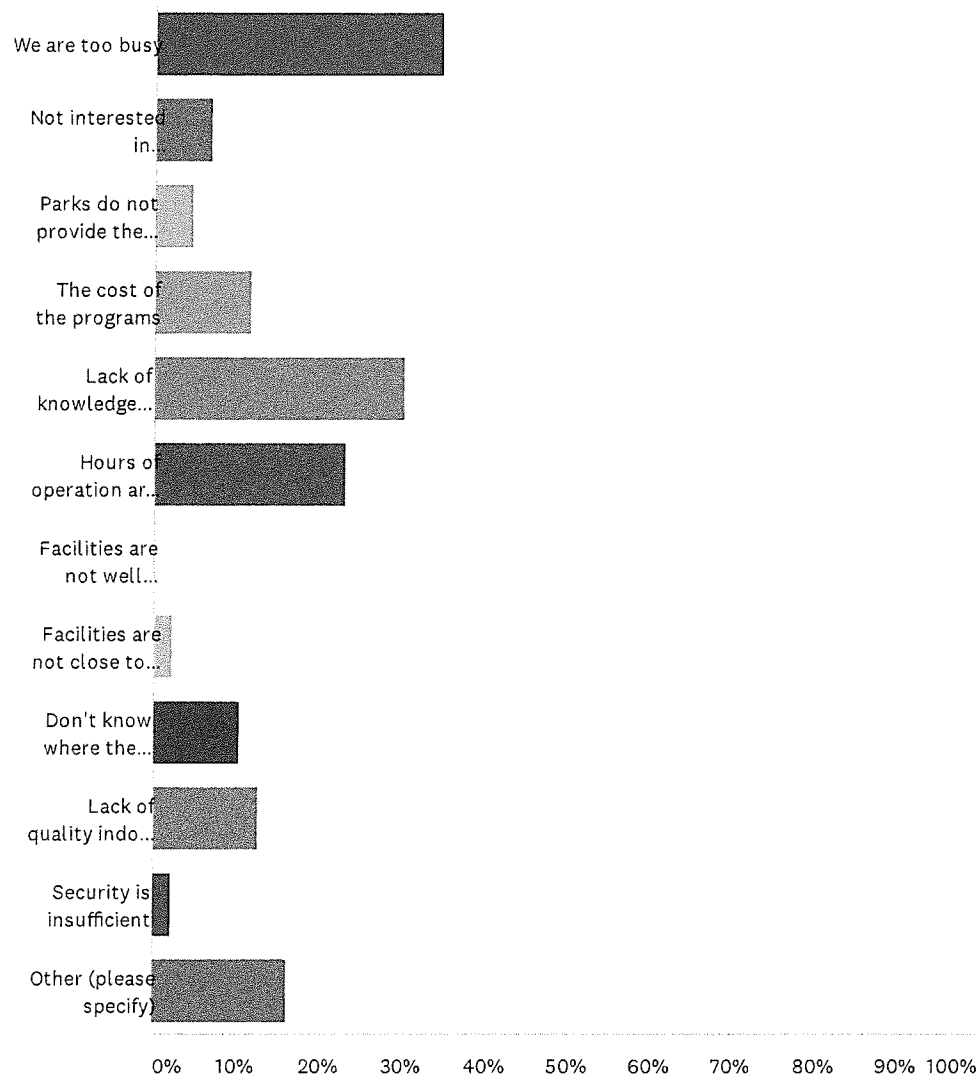
Answered: 115    Skipped: 0



ANSWER CHOICES	RESPONSES	
Excellent	38.26%	44
Good	58.26%	67
Fair	0.87%	1
Poor	1.74%	2
Don't know	0.87%	1
TOTAL		115

Q17 What barriers keep you from participating in parks and rec activities?

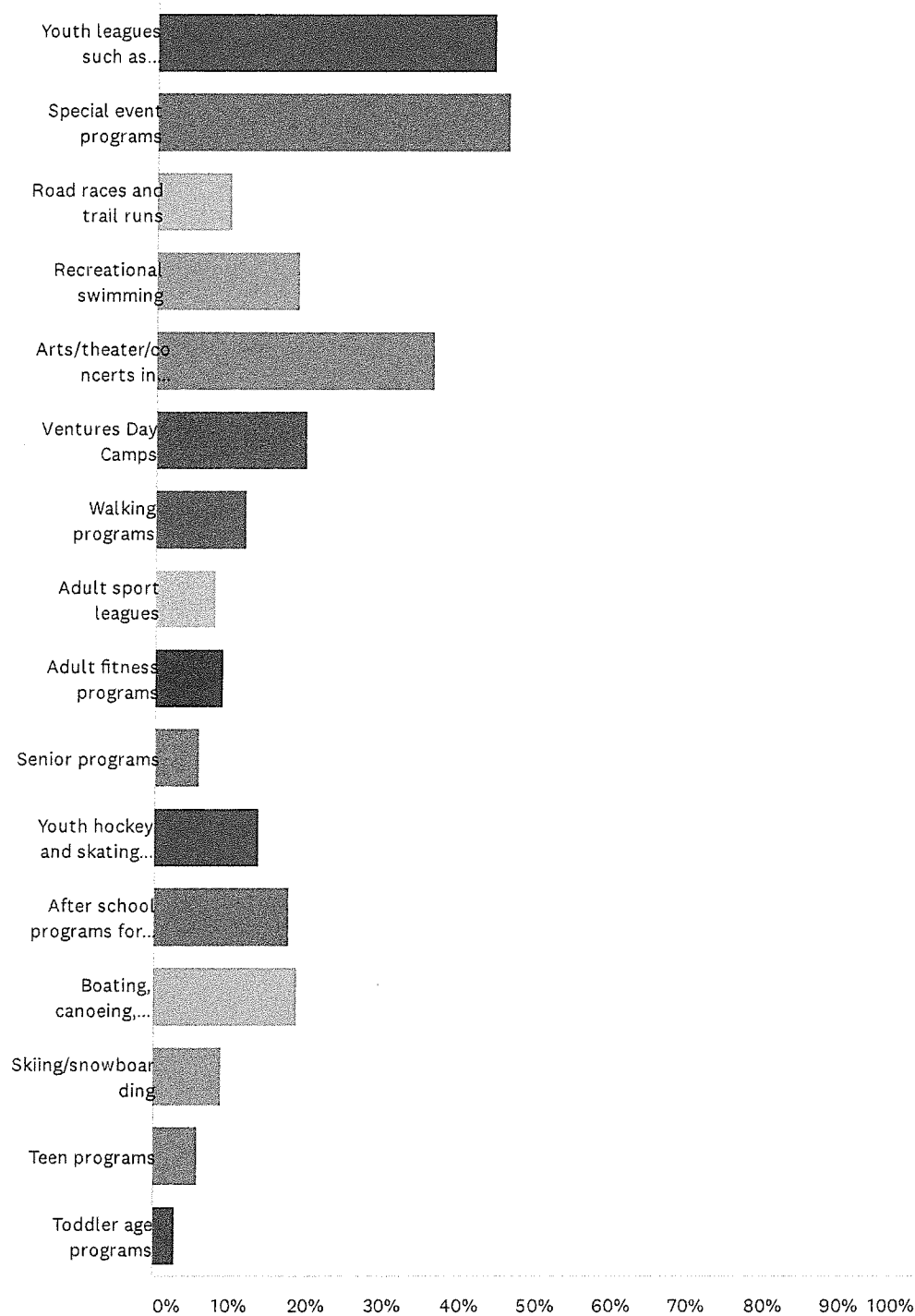
Answered: 86 Skipped: 29



ANSWER CHOICES	RESPONSES	
We are too busy	34.88%	30
Not interested in participating	6.98%	6
Parks do not provide the facilities we need	4.65%	4
The cost of the programs	11.63%	10
Lack of knowledge regarding the services	30.23%	26
Hours of operation are not convenient to me or my family	23.26%	20
Facilities are not well maintained	0.00%	0
Facilities are not close to my home	2.33%	2
Don't know where the facilities are located	10.47%	9
Lack of quality indoor recreation areas	12.79%	11
Security is insufficient	2.33%	2
Other (please specify)	16.28%	14
Total Respondents: 86		

Q18 Please check off below the various type of recreational programs in the Town that you or members of your household have participated in during the past 2 years.

Answered: 101 Skipped: 14

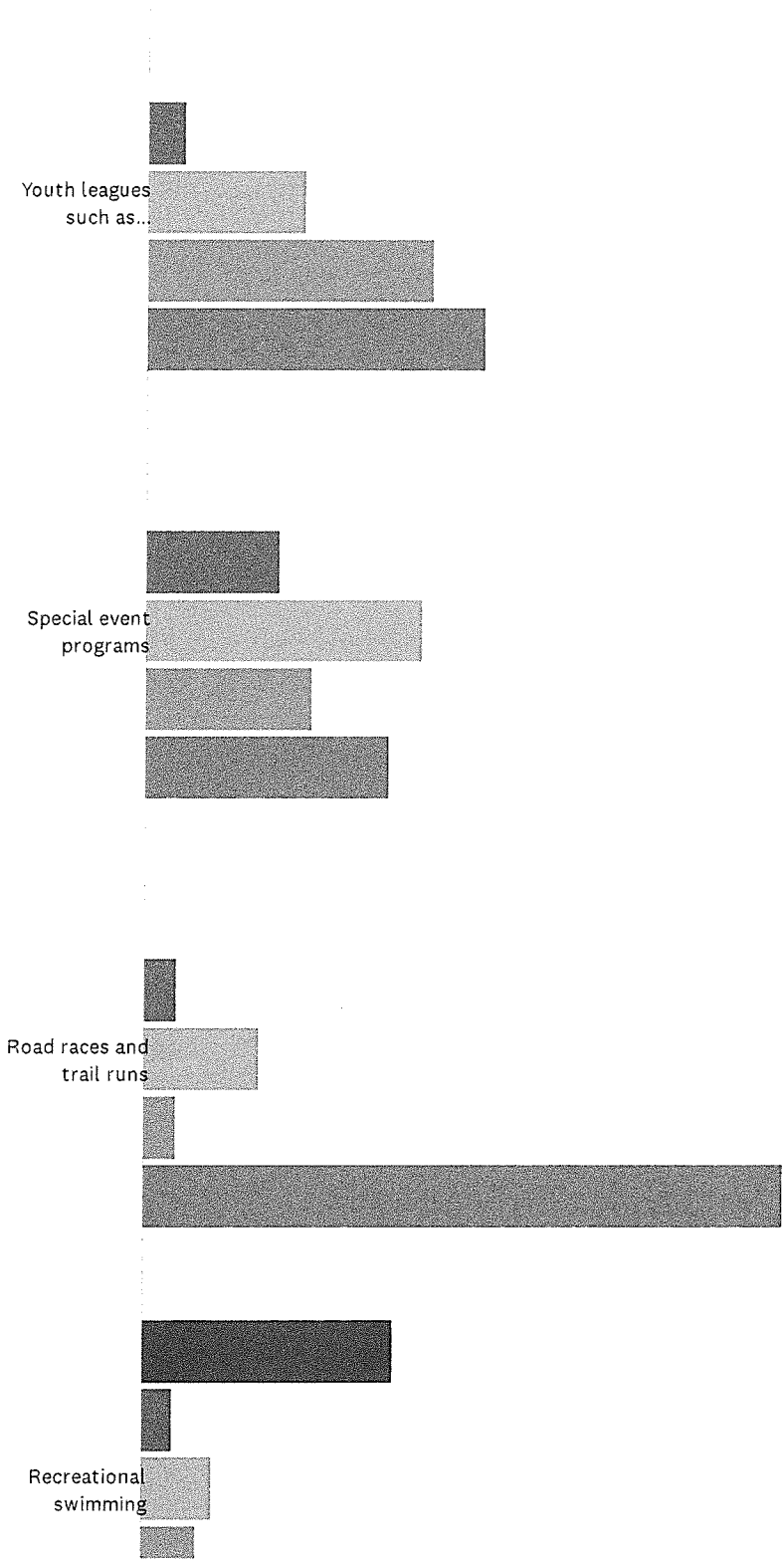



**ANSWER CHOICES****RESPONSES**

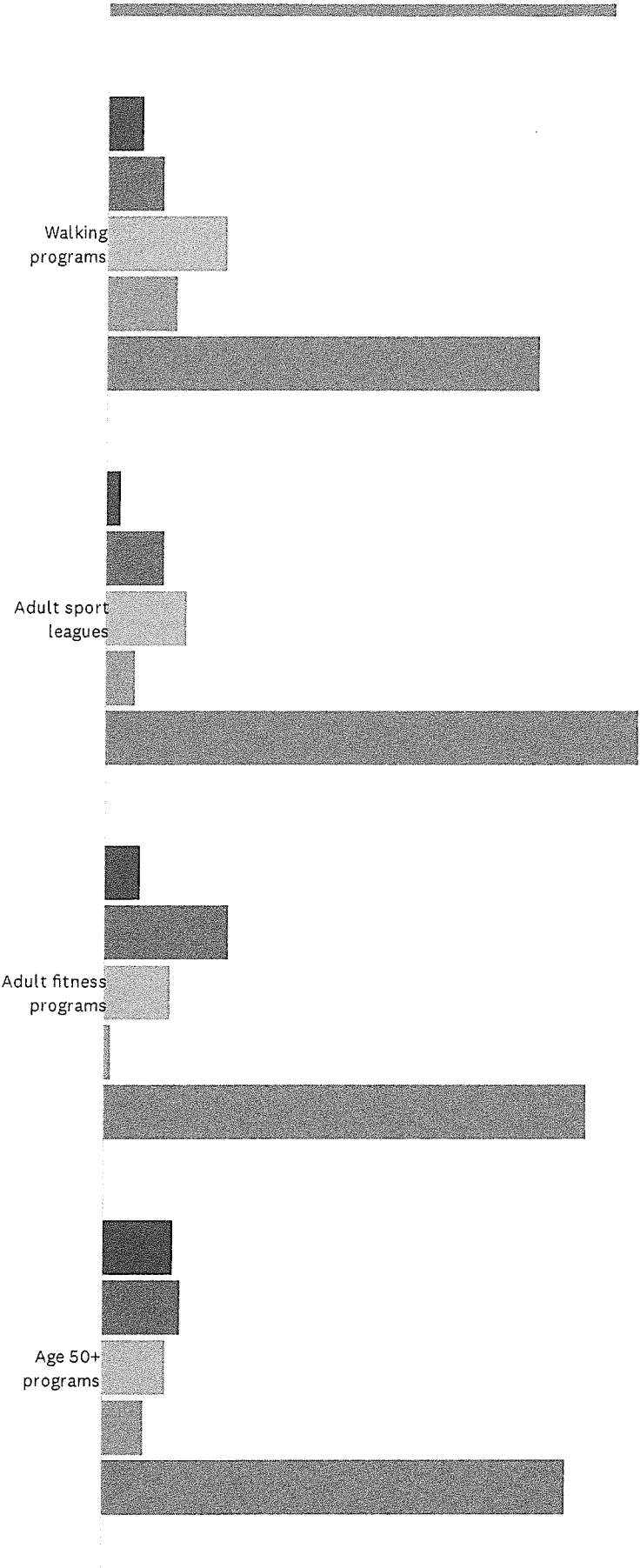
Youth leagues such as Baseball/ Softball/ Soccer/Basketball/Football/Lacrosse	44.55%	45
Special event programs	46.53%	47
Road races and trail runs	9.90%	10
Recreational swimming	18.81%	19
Arts/theater/concerts in public parks	36.63%	37
Ventures Day Camps	19.80%	20
Walking programs	11.88%	12
Adult sport leagues	7.92%	8
Adult fitness programs	8.91%	9
Senior programs	5.94%	6
Youth hockey and skating programs	13.86%	14
After school programs for youth	17.82%	18
Boating, canoeing, kayaking	18.81%	19
Skiing/snowboarding	8.91%	9
Teen programs	5.94%	6
Toddler age programs	2.97%	3
Total Respondents: 101		

Q19 Overall, how satisfied are you with the availability of various recreational and sport programs in the Town of Hartford?

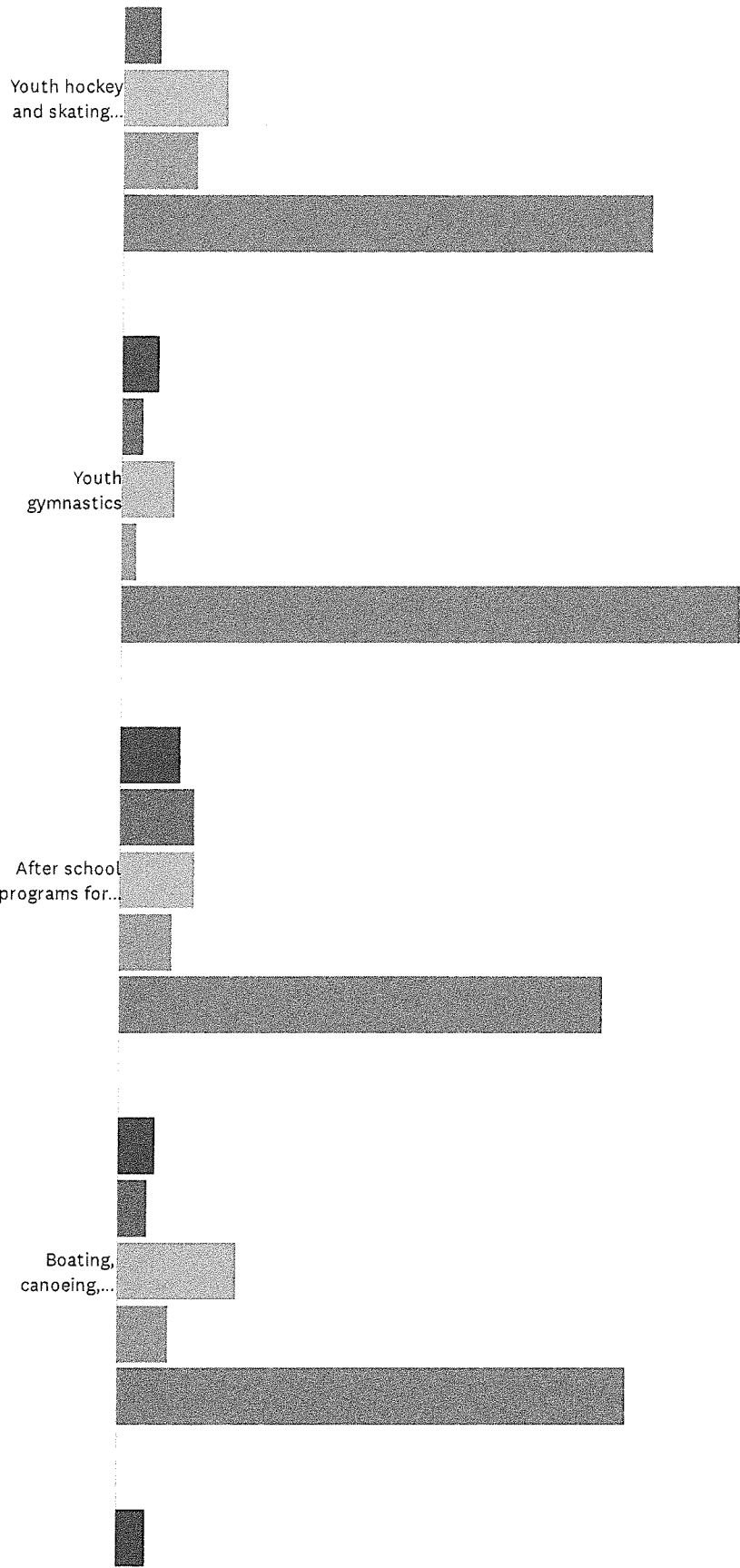
Answered: 112 Skipped: 3














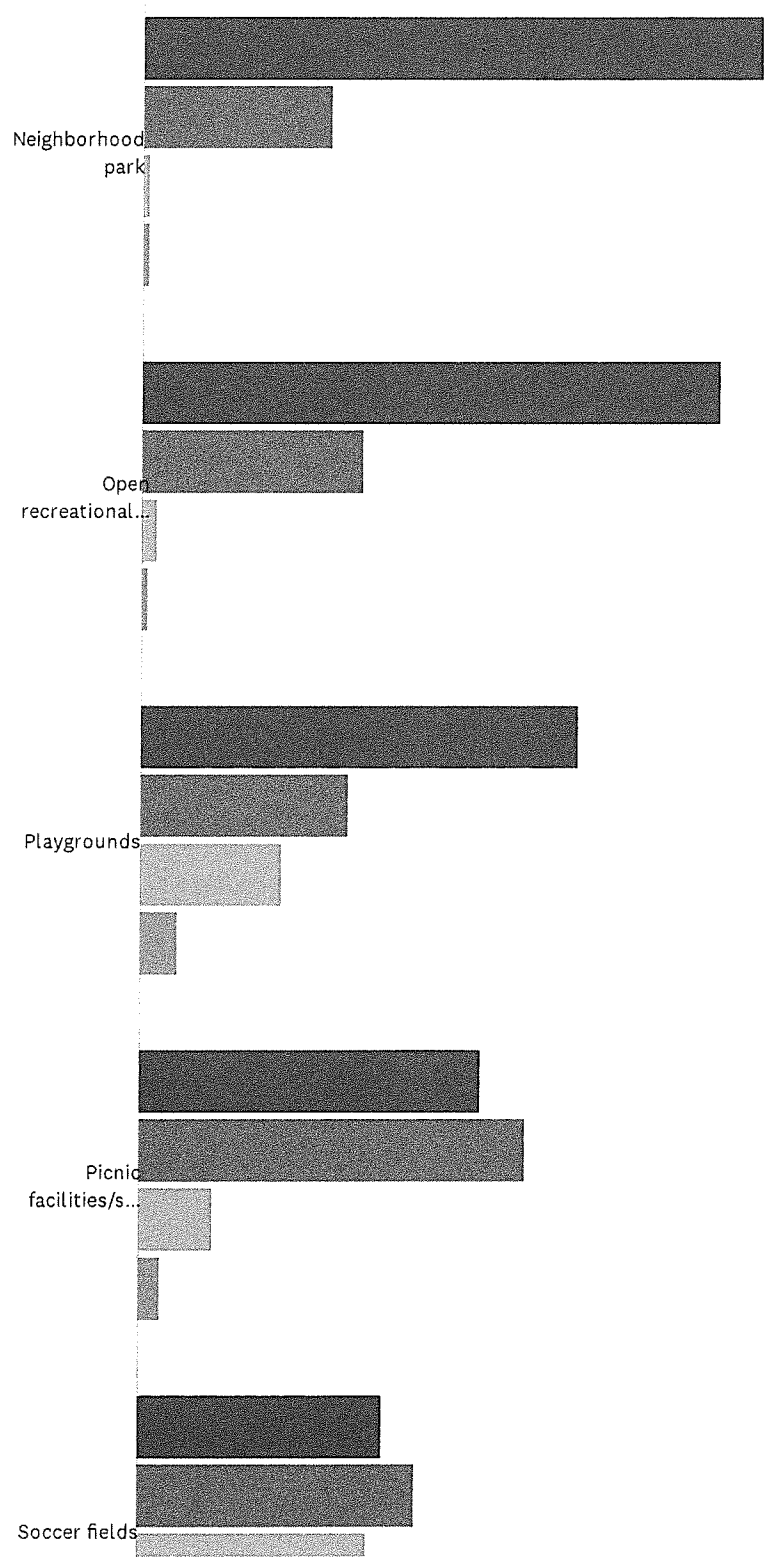
## 2021 Community Wide Parks and Recreation Survey

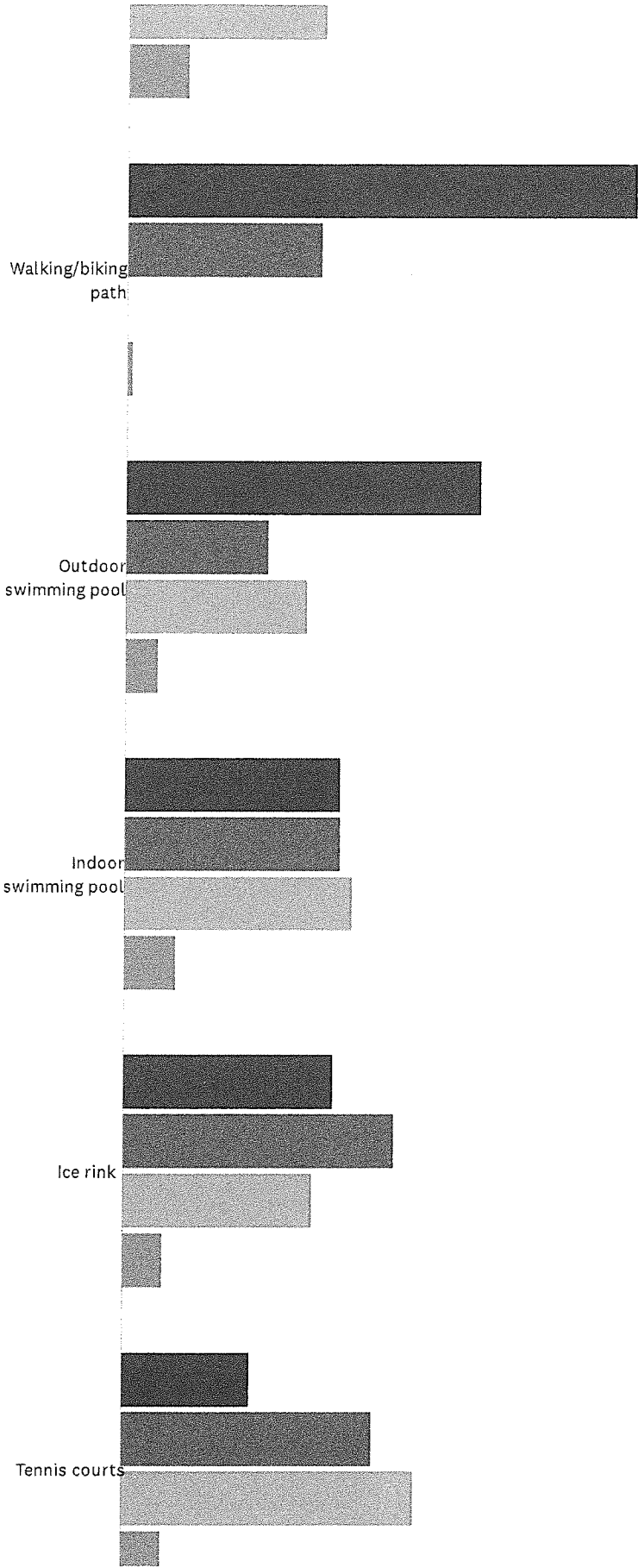
SurveyMonkey

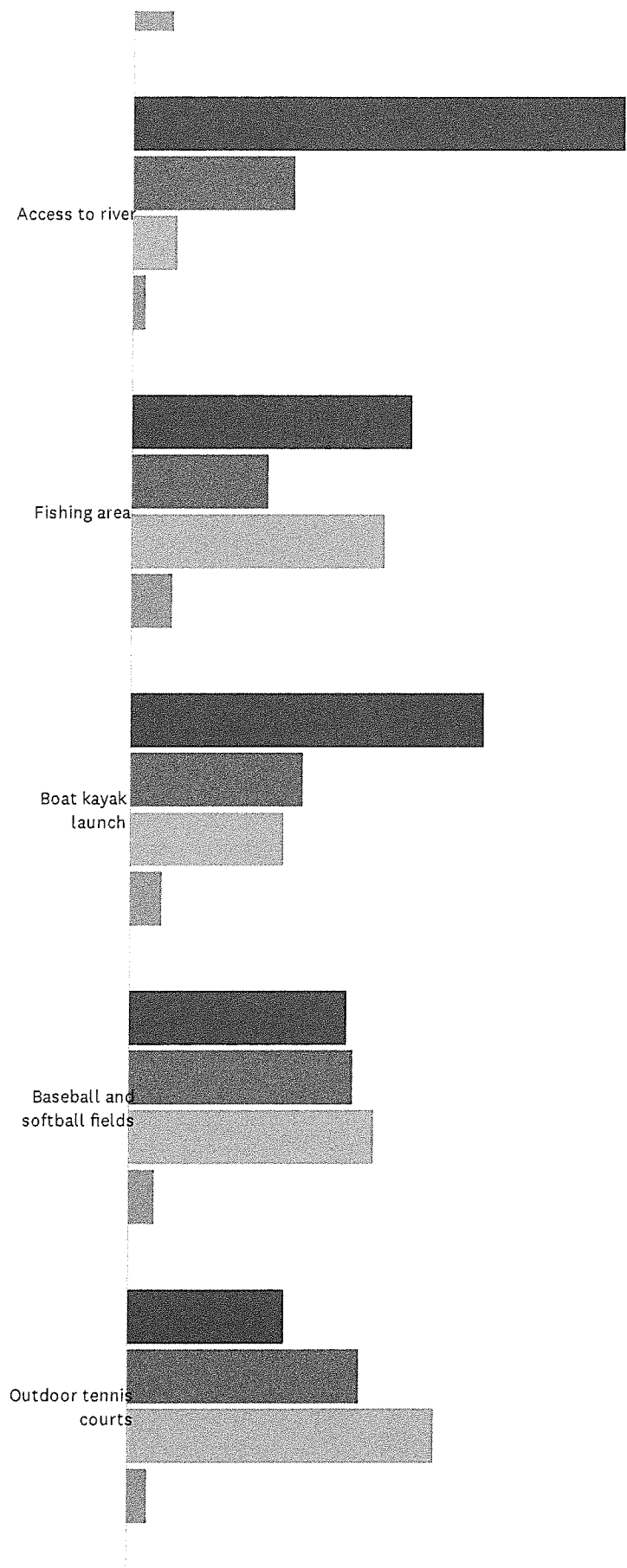
	NOT SATISFIED	SOMEWHAT SATISFIED	SATISFIED	VERY SATISFIED	N/A	TOTAL	WEIGHTED AVERAGE
Youth leagues such as Baseball/ Softball/ Soccer/Basketball/Football/Lacrosse	0.00% 0	4.59% 5	19.27% 21	34.86% 38	41.28% 45	109	3.52
Special event programs	0.00% 0	16.35% 17	33.65% 35	20.19% 21	29.81% 31	104	3.05
Road races and trail runs	0.00% 0	4.00% 4	14.00% 14	4.00% 4	78.00% 78	100	3.00
Recreational swimming	30.48% 32	3.81% 4	8.57% 9	6.67% 7	50.48% 53	105	1.83
Indoor recreation opportunities such as specialty classes, fitness and leisure	10.78% 11	13.73% 14	9.80% 10	2.94% 3	62.75% 64	102	2.13
Arts/theater/concerts in public parks	2.97% 3	9.90% 10	41.58% 42	11.88% 12	33.66% 34	101	2.94
Arts/theater/concerts in indoor facilities	5.15% 5	9.28% 9	14.43% 14	1.03% 1	70.10% 68	97	2.38
Ventures Day Camps	5.00% 5	4.00% 4	11.00% 11	9.00% 9	71.00% 71	100	2.83
Walking programs	4.95% 5	7.92% 8	16.83% 17	9.90% 10	60.40% 61	101	2.80
Adult sport leagues	2.04% 2	8.16% 8	11.22% 11	4.08% 4	74.49% 73	98	2.68
Adult fitness programs	5.10% 5	17.35% 17	9.18% 9	1.02% 1	67.35% 66	98	2.19
Age 50+ programs	9.80% 10	10.78% 11	8.82% 9	5.88% 6	64.71% 66	102	2.31
Youth hockey and skating programs	0.00% 0	5.00% 5	14.00% 14	10.00% 10	71.00% 71	100	3.17
Youth gymnastics	5.05% 5	3.03% 3	7.07% 7	2.02% 2	82.83% 82	99	2.35
After school programs for youth	8.08% 8	10.10% 10	10.10% 10	7.07% 7	64.65% 64	99	2.46
Boating, canoeing, Kayaking	5.00% 5	4.00% 4	16.00% 16	7.00% 7	68.00% 68	100	2.78
Skiing/snowboarding	4.04% 4	3.03% 3	13.13% 13	6.06% 6	73.74% 73	99	2.81
Teen programs	5.05% 5	4.04% 4	7.07% 7	5.05% 5	78.79% 78	99	2.57
Toddler age programs	5.05% 5	3.03% 3	5.05% 5	1.01% 1	85.86% 85	99	2.14

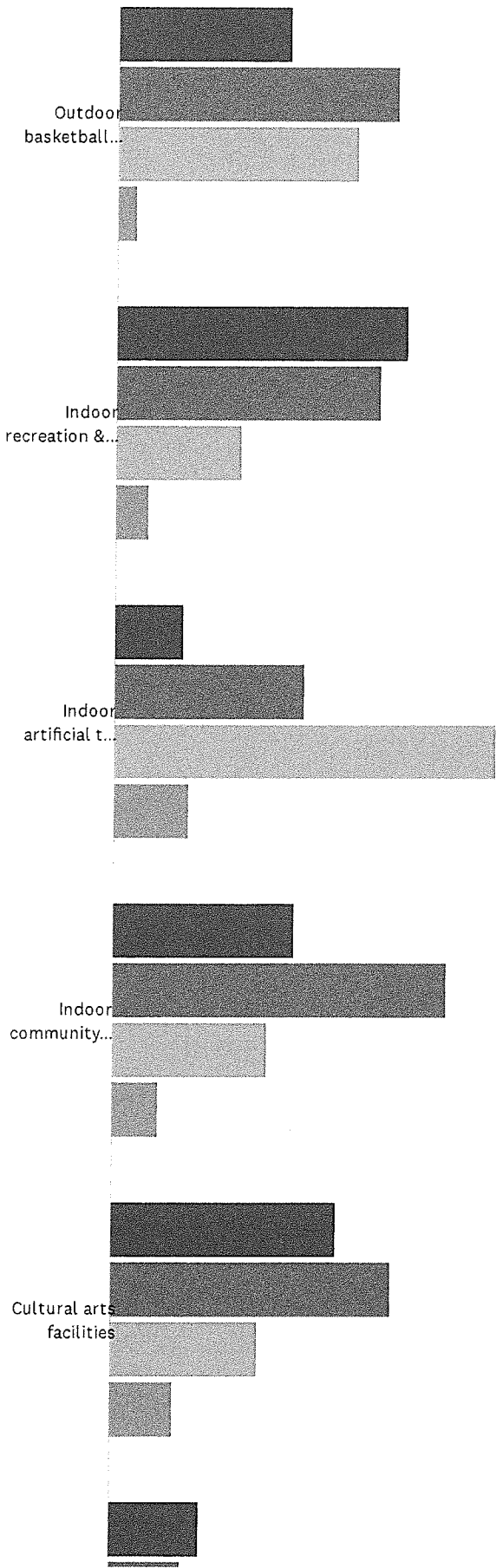
Q20 Please tell us how important each of the type of facilities below are to you and your household?

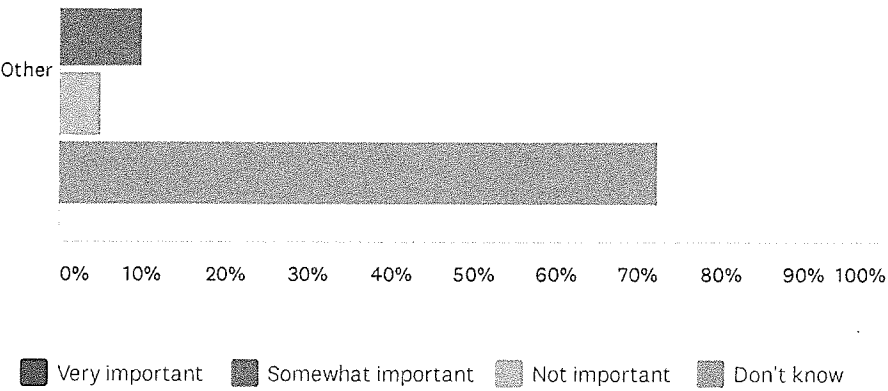
Answered: 115   Skipped: 0













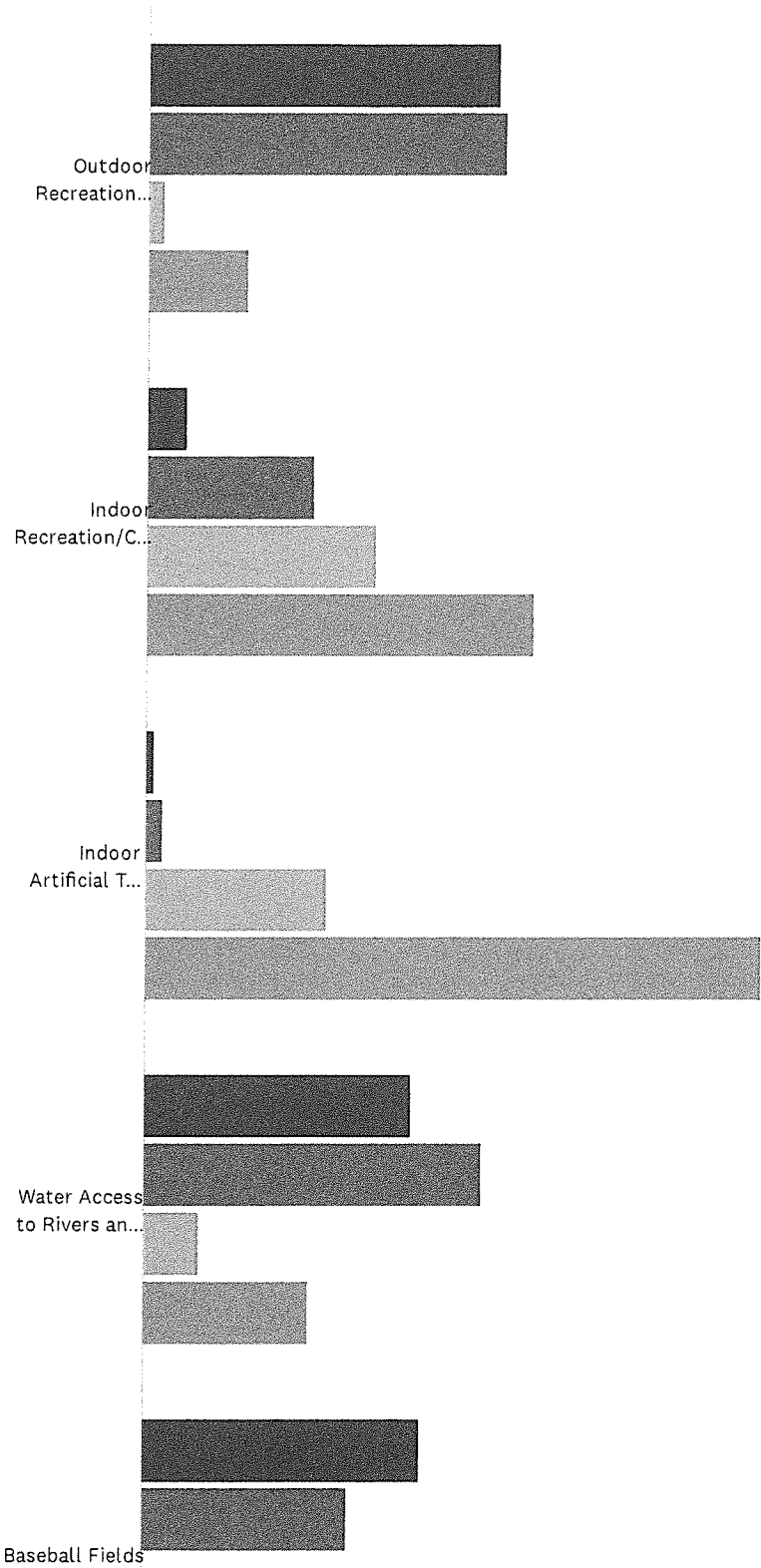
# 2021 Community Wide Parks and Recreation Survey

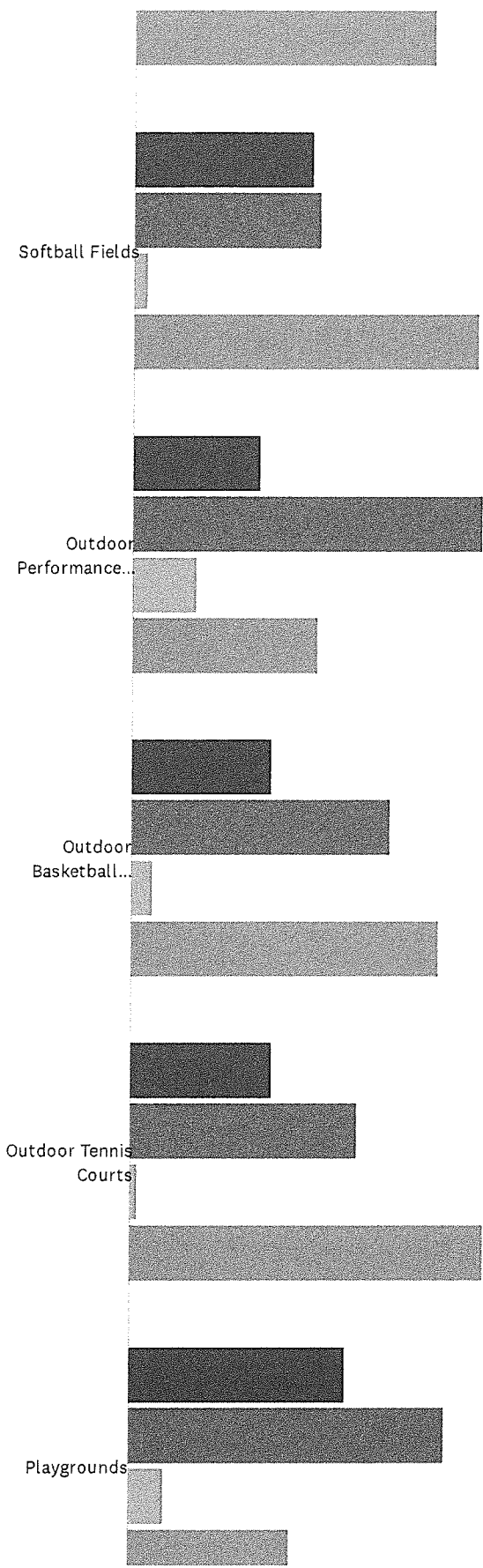
SurveyMonkey

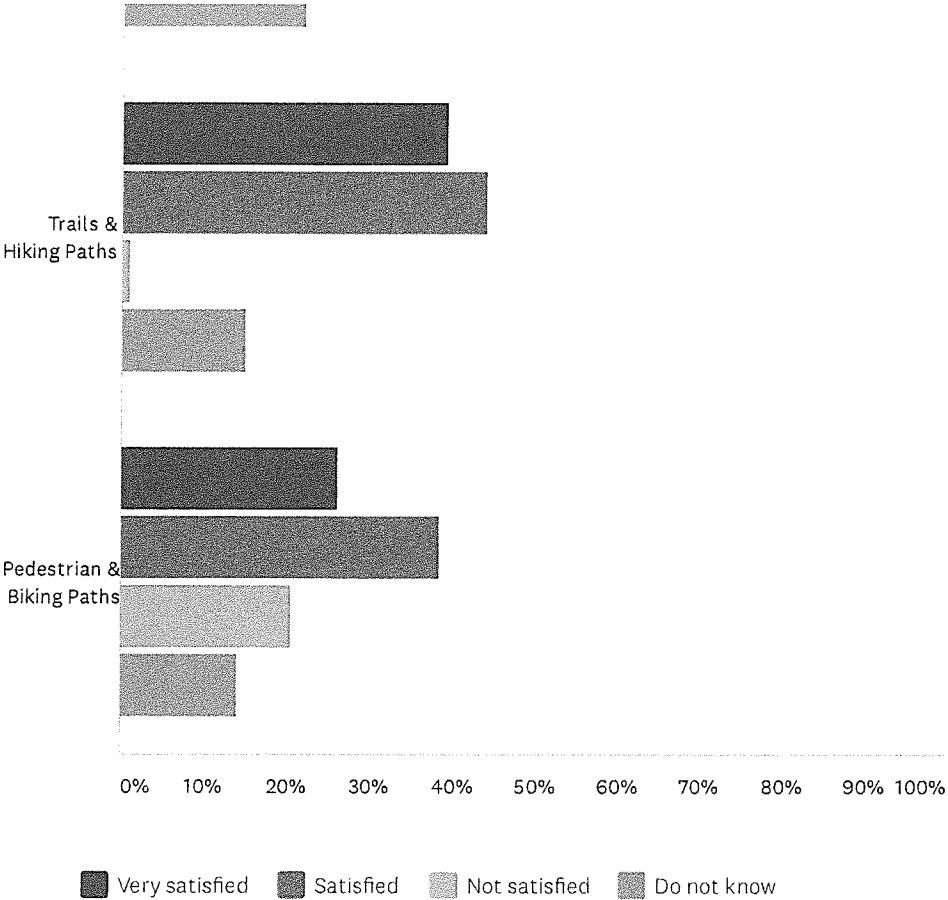
	VERY IMPORTANT	SOMEWHAT IMPORTANT	NOT IMPORTANT	DON'T KNOW	TOTAL	WEIGHTED AVERAGE
Neighborhood park	75.22% 85	23.01% 26	0.88% 1	0.88% 1	113	1.27
Open recreational space	70.27% 78	27.03% 30	1.80% 2	0.90% 1	111	1.33
Playgrounds	53.15% 59	25.23% 28	17.12% 19	4.50% 5	111	1.73
Picnic facilities/shelters	41.44% 46	46.85% 52	9.01% 10	2.70% 3	111	1.73
Soccer fields	29.81% 31	33.65% 35	27.88% 29	8.65% 9	104	2.15
Walking/biking path	71.68% 81	27.43% 31	0.00% 0	0.88% 1	113	1.30
Outdoor swimming pool	50.00% 55	20.00% 22	25.45% 28	4.55% 5	110	1.85
Indoor swimming pool	30.28% 33	30.28% 33	32.11% 35	7.34% 8	109	2.17
Ice rink	29.52% 31	38.10% 40	26.67% 28	5.71% 6	105	2.09
Tennis courts	18.10% 19	35.24% 37	40.95% 43	5.71% 6	105	2.34
Access to river	69.09% 76	22.73% 25	6.36% 7	1.82% 2	110	1.41
Fishing area	39.42% 41	19.23% 20	35.58% 37	5.77% 6	104	2.08
Boat kayak launch	49.53% 53	24.30% 26	21.50% 23	4.67% 5	107	1.81
Baseball and softball fields	30.48% 32	31.43% 33	34.29% 36	3.81% 4	105	2.11
Outdoor tennis courts	21.90% 23	32.38% 34	42.86% 45	2.86% 3	105	2.27
Outdoor basketball courts	24.30% 26	39.25% 42	33.64% 36	2.80% 3	107	2.15
Indoor recreation & fitness facilities	40.74% 44	37.04% 40	17.59% 19	4.63% 5	108	1.86
Indoor artificial turf for field sports	9.52% 10	26.67% 28	53.33% 56	10.48% 11	105	2.65
Indoor community function rooms	25.23% 27	46.73% 50	21.50% 23	6.54% 7	107	2.09
Cultural arts facilities	31.37% 32	39.22% 40	20.59% 21	8.82% 9	102	2.07
Other	12.50% 5	10.00% 4	5.00% 2	72.50% 29	40	3.38

Q21 How would you rate your overall satisfaction with the availability of the following types of recreational facilities in the town?

Answered: 109    Skipped: 6






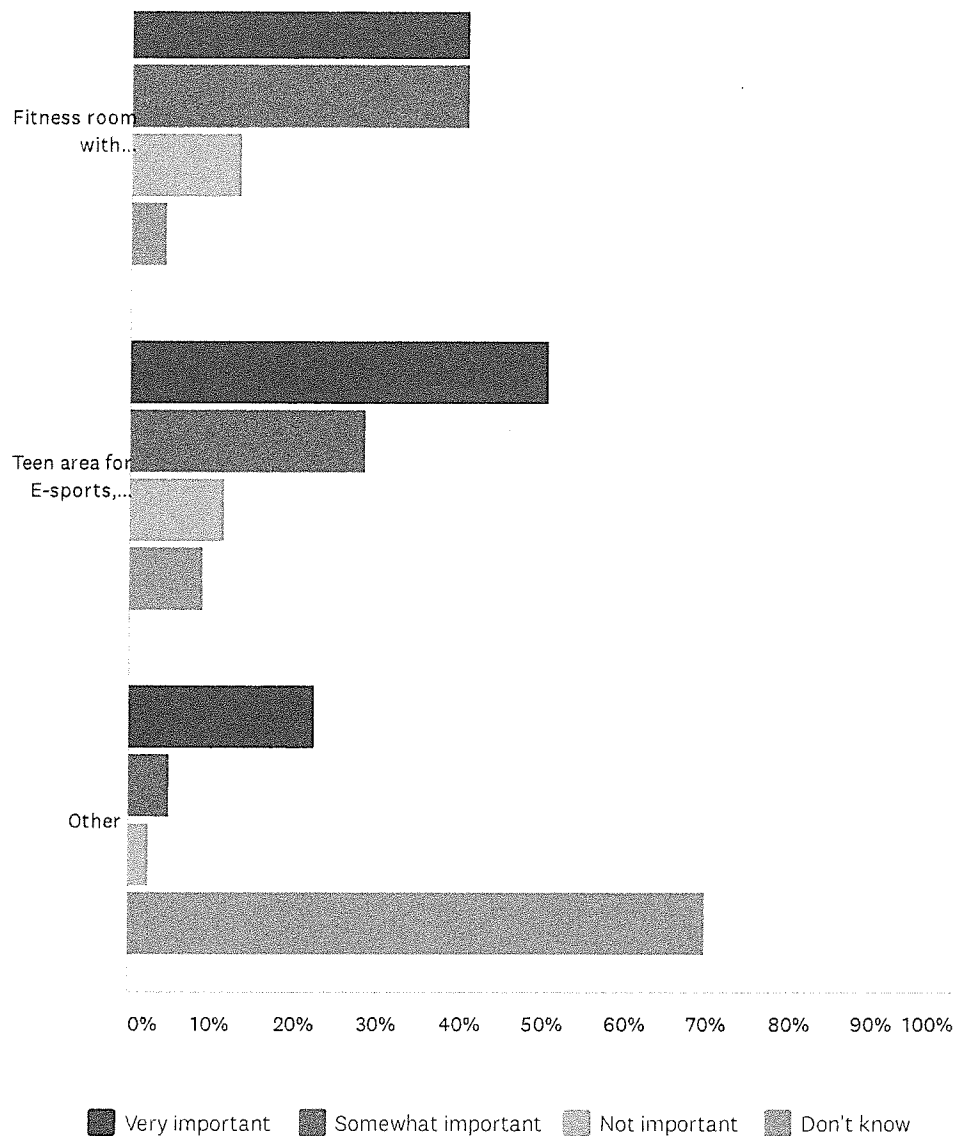


	VERY SATISFIED	SATISFIED	NOT SATISFIED	DO NOT KNOW	TOTAL
Outdoor Recreation Facilities	42.59%	43.52%	1.85%	12.04%	
	46	47	2	13	108
Indoor Recreation/Community Center	4.81%	20.19%	27.88%	47.12%	
	5	21	29	49	104
Indoor Artificial Turf for Field Sports	1.00%	2.00%	22.00%	75.00%	
	1	2	22	75	100
Water Access to Rivers and Streams	32.38%	40.95%	6.67%	20.00%	
	34	43	7	21	105
Baseball Fields	33.65%	25.00%	0.00%	41.35%	
	35	26	0	43	104
Softball Fields	24.75%	25.74%	1.98%	47.52%	
	25	26	2	48	101
Outdoor Performance Stages	17.65%	48.04%	8.82%	25.49%	
	18	49	9	26	102
Outdoor Basketball Courts	19.23%	35.58%	2.88%	42.31%	
	20	37	3	44	104
Outdoor Tennis Courts	19.42%	31.07%	0.97%	48.54%	
	20	32	1	50	103
Playgrounds	29.81%	43.27%	4.81%	22.12%	
	31	45	5	23	104
Trails & Hiking Paths	39.62%	44.34%	0.94%	15.09%	
	42	47	1	16	106
Pedestrian & Biking Paths	26.42%	38.68%	20.75%	14.15%	
	28	41	22	15	106

Q22 The Hartford Parks & Recreation Department and its Commission is considering future development of an indoor community and recreation center. From the following list of features, please indicate whether you think it is very important, somewhat important, or not important for the Town to provide the following indoor recreation features.

Answered: 115    Skipped: 0



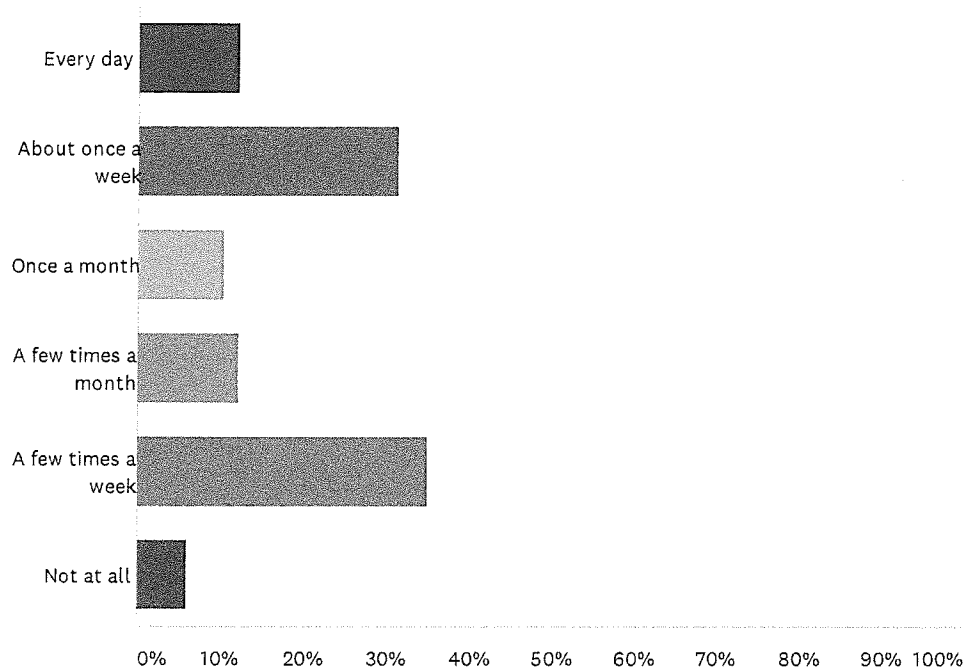


Very important Somewhat important Not important Don't know

	VERY IMPORTANT	SOMEWHAT IMPORTANT	NOT IMPORTANT	DON'T KNOW	TOTAL	WEIGHTED AVERAGE
Multi-purpose gymnasium space for court sports and large community gatherings	56.64% 64	32.74% 37	6.19% 7	4.42% 5	113	1.58
Instructional rooms for aerobics and fitness	42.61% 49	41.74% 48	10.43% 12	5.22% 6	115	1.78
Community room space for birthday parties, educational classes, arts and crafts, senior activities	48.67% 55	36.28% 41	10.62% 12	4.42% 5	113	1.71
Indoor running and walking track either on the ground floor or elevated around the gymnasium	51.75% 59	30.70% 35	14.04% 16	3.51% 4	114	1.69
Fitness room with cardiovascular equipment and weight area	41.07% 46	41.07% 46	13.39% 15	4.46% 5	112	1.81
Teen area for E-sports, afterschool programs and board games	50.89% 57	28.57% 32	11.61% 13	8.93% 10	112	1.79
Other	22.50% 9	5.00% 2	2.50% 1	70.00% 28	40	3.20

## Q23 Approximately how often would you and members of your household use an indoor recreation facility if it contained the programming feature you would use most?

Answered: 114 Skipped: 1



### ANSWER CHOICES

### RESPONSES

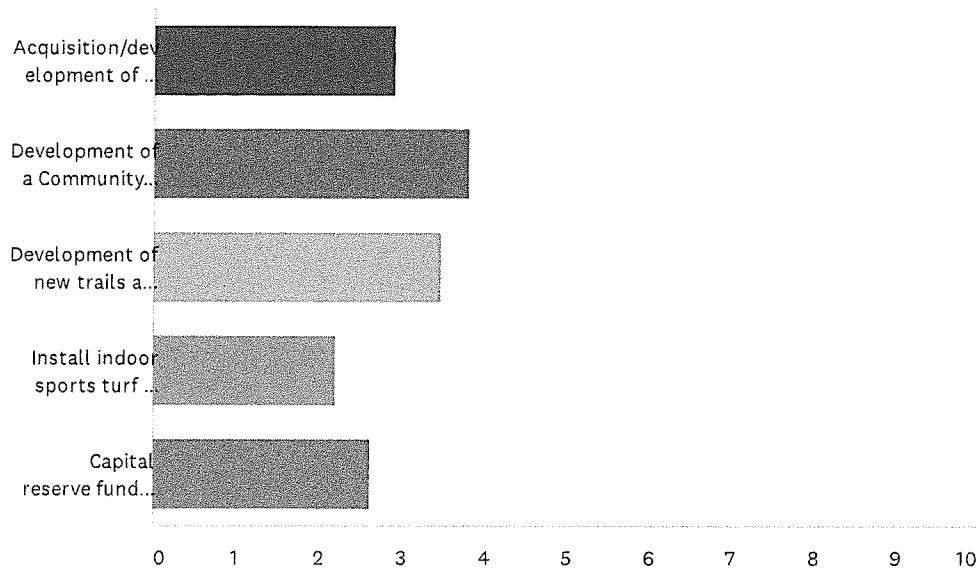
Every day	12.28%	14
About once a week	31.58%	36
Once a month	10.53%	12
A few times a month	12.28%	14
A few times a week	35.09%	40
Not at all	6.14%	7

Total Respondents: 114



**Q24 If you were to support the development of parks and facilities, how would you rank the choices identified below. #1 being the most important and #5 being the least important.**


Answered: 114 Skipped: 1

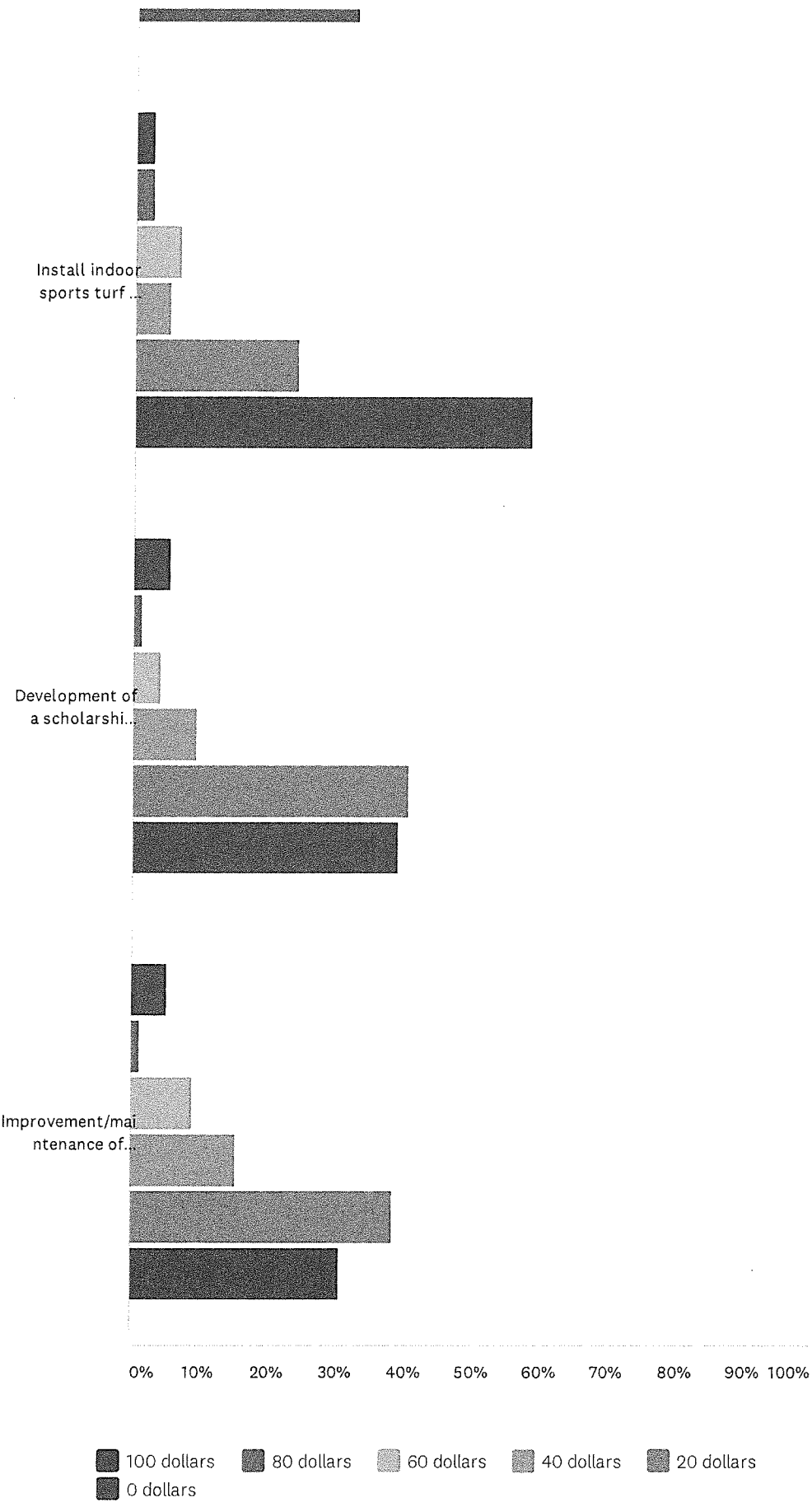


	1	2	3	4	5	TOTAL	SCORE
Acquisition/development of new parkland and open space in the town	14.95% 16	18.69% 20	28.97% 31	17.76% 19	19.63% 21	107	2.92
Development of a Community Recreation Center for social gatherings, special events, recreation and fitness.	47.66% 51	16.82% 18	14.02% 15	13.08% 14	8.41% 9	107	3.82
Development of new trails and pathways for non-motorized use	22.02% 24	36.70% 40	18.35% 20	13.76% 15	9.17% 10	109	3.49
Install indoor sports turf at the WABA Arena for indoor sports and recreation	6.42% 7	16.51% 18	12.84% 14	21.10% 23	43.12% 47	109	2.22
Capital reserve fund for future Improvements of existing park and recreational facilities	10.91% 12	12.73% 14	25.45% 28	30.91% 34	20.00% 22	110	2.64

Q25 If you were to give \$100 to the Parks and Recreation Department and you were given a choice on how those dollars would be spent, how would you chose to distribute the \$100 based on the choices identified below.  
Please keep your allocation to \$100 total.

Answered: 111    Skipped: 4

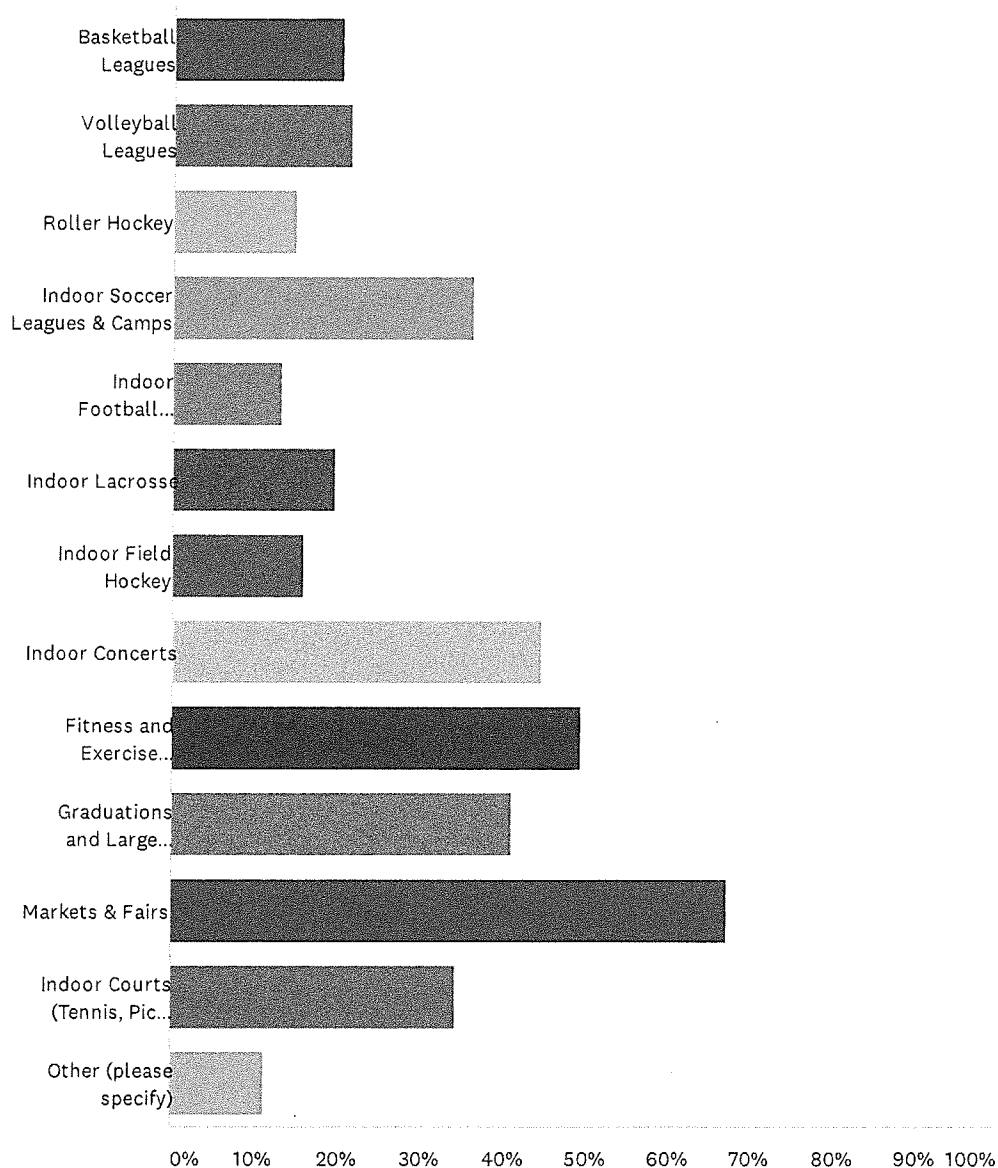




	100 DOLLARS	80 DOLLARS	60 DOLLARS	40 DOLLARS	20 DOLLARS	0 DOLLARS	TOTAL	WEIGHTED AVERAGE
Acquisition/development of new parkland and open space in the town	5.26% 4	1.32% 1	2.63% 2	9.21% 7	26.32% 20	55.26% 42	76	6.26
Development of a Community Recreation Center for social gatherings, special events, recreation and fitness.	15.79% 15	12.63% 12	13.68% 13	18.95% 18	16.84% 16	22.11% 21	95	4.19
Development of new trails and pathways for non- motorized use	5.81% 5	1.16% 1	8.14% 7	17.44% 15	34.88% 30	32.56% 28	86	5.37
Install indoor sports turf at the WABA Arena for indoor sports and recreation	2.67% 2	2.67% 2	6.67% 5	5.33% 4	24.00% 18	58.67% 44	75	6.39
Development of a scholarship program fund	5.41% 4	1.35% 1	4.05% 3	9.46% 7	40.54% 30	39.19% 29	74	5.74
Improvement/maintenance of existing park and recreational facilities	5.13% 4	1.28% 1	8.97% 7	15.38% 12	38.46% 30	30.77% 24	78	5.35

Q26 The Wendell A. Barwood Arena (WABA) is a valuable resource and can be used during non-ice seasons. Please check all the potential uses that may apply to you and members of your household, understanding that the primary area for use is the existing concrete floor and understanding that various amenities such as sports equipment, may need to be planned for future purchase or part of a fundraising effort.

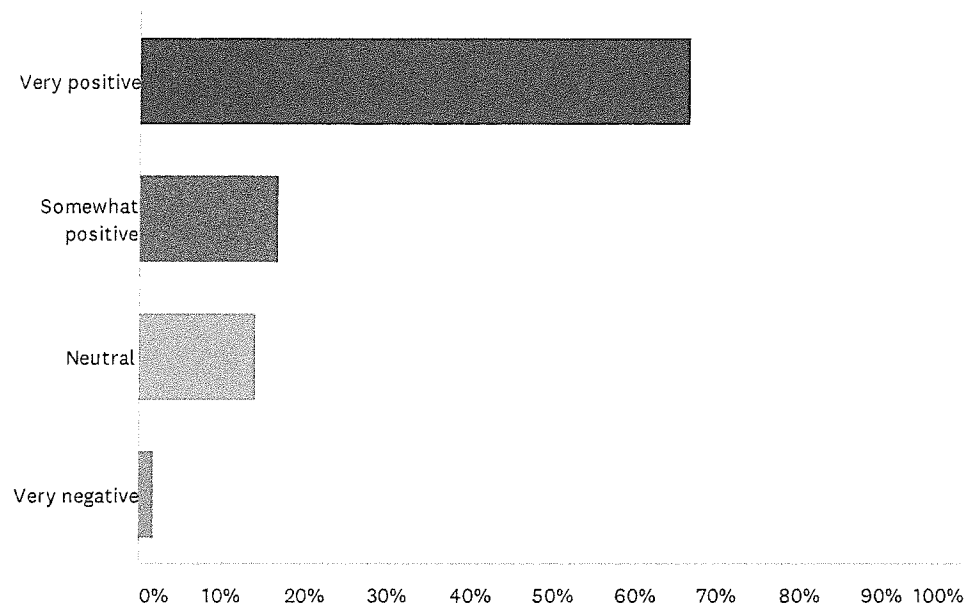
Answered: 107 Skipped: 8



ANSWER CHOICES	RESPONSES	
Basketball Leagues	20.56%	22
Volleyball Leagues	21.50%	23
Roller Hockey	14.95%	16
Indoor Soccer Leagues & Camps	36.45%	39
Indoor Football Leagues & Camps	13.08%	14
Indoor Lacrosse	19.63%	21
Indoor Field Hockey	15.89%	17
Indoor Concerts	44.86%	48
Fitness and Exercise Classes	49.53%	53
Graduations and Large Community Functions	41.12%	44
Markets & Fairs	67.29%	72
Indoor Courts (Tennis, Pickle Ball, Badminton)	34.58%	37
Other (please specify)	11.21%	12
Total Respondents: 107		

Q27 Overall, how would you rate the quality of your customer service experience with Hartford Parks and Recreation?

Answered: 112    Skipped: 3



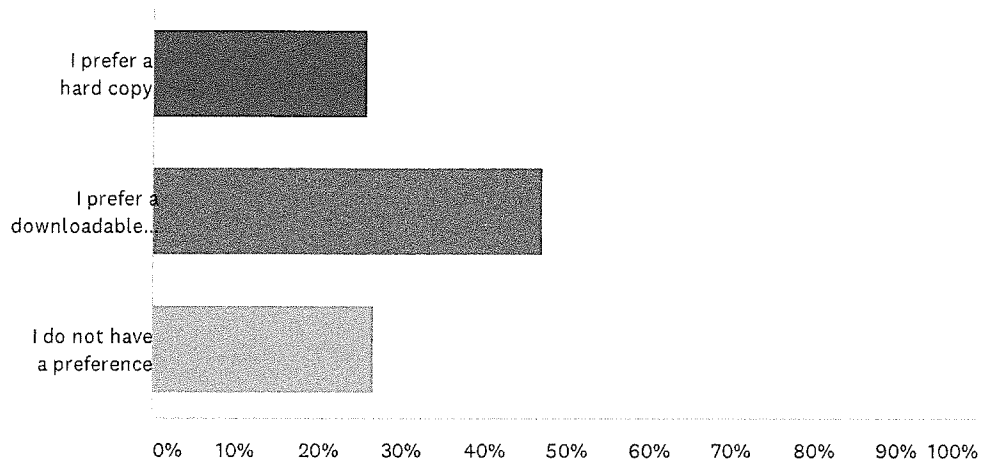
ANSWER CHOICES

RESPONSES

Very positive	66.96%	75
Somewhat positive	16.96%	19
Neutral	14.29%	16
Very negative	1.79%	2
TOTAL		112

**Q28 Hartford Parks & Recreation produces a brochure of program offerings twice per-year. Do you prefer a hard copy or would you prefer a downloadable PDF when viewing the details about our offerings?**

Answered: 112 Skipped: 3

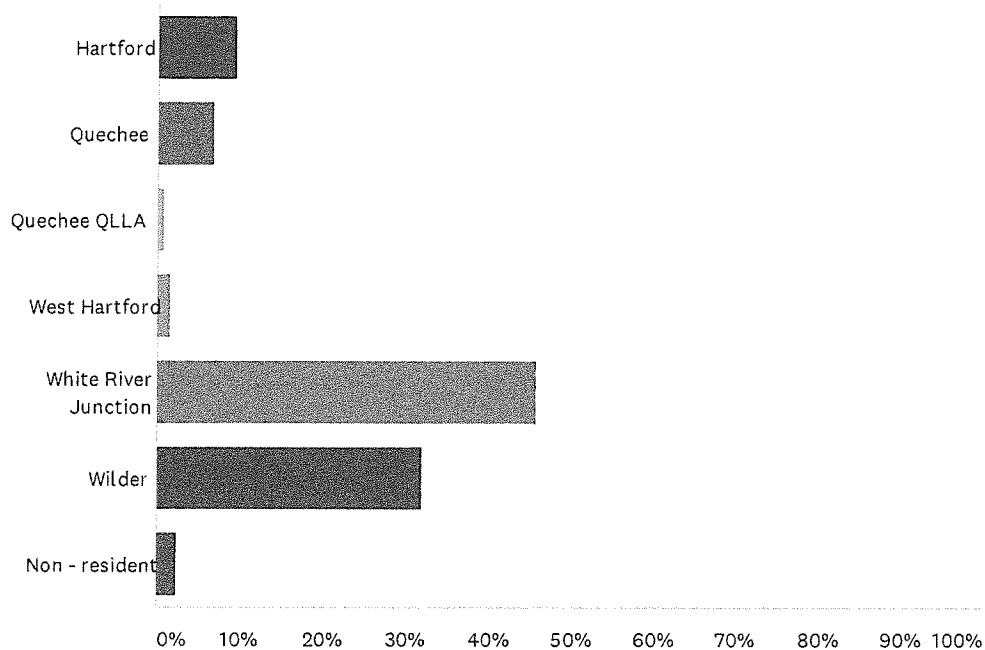
**ANSWER CHOICES****RESPONSES**

I prefer a hard copy	25.89%	29
I prefer a downloadable PDF copy	47.32%	53
I do not have a preference	26.79%	30
TOTAL		112



**Q29 In which Village do you reside in the Town of Hartford? If you reside in Quechee and live within boundaries of Quechee Lakes Landowners Association, please select Quechee QLLA.**

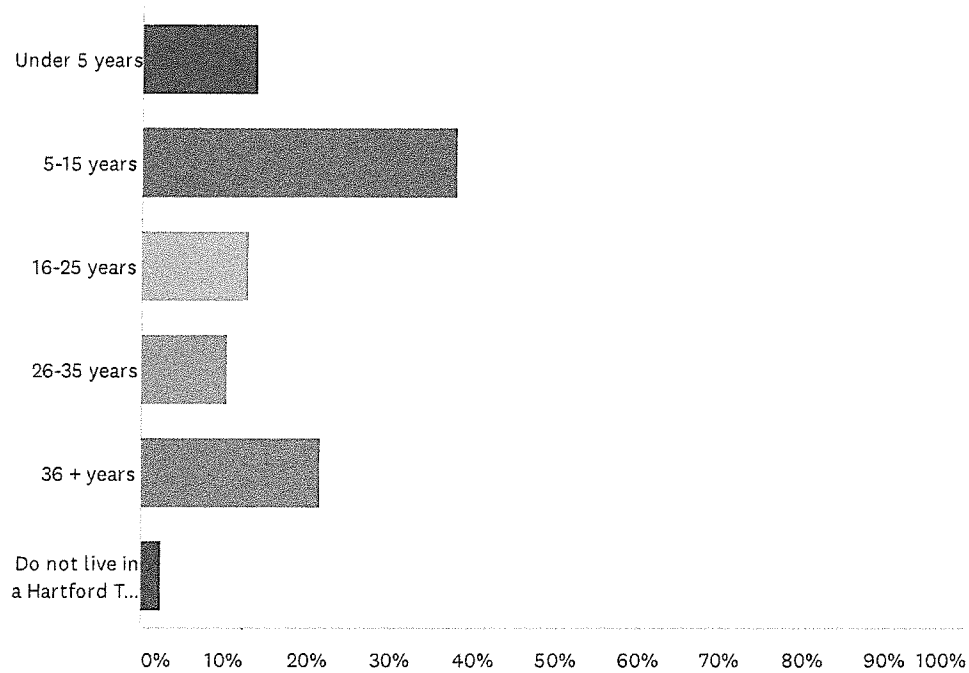
Answered: 115 Skipped: 0

**ANSWER CHOICES****RESPONSES**

Hartford	9.57%	11
Quechee	6.96%	8
Quechee QLLA	0.87%	1
West Hartford	1.74%	2
White River Junction	46.09%	53
Wilder	32.17%	37
Non - resident	2.61%	3
<b>TOTAL</b>		<b>115</b>

## Q30 How many years have you lived in the Town of Hartford?

Answered: 115 Skipped: 0



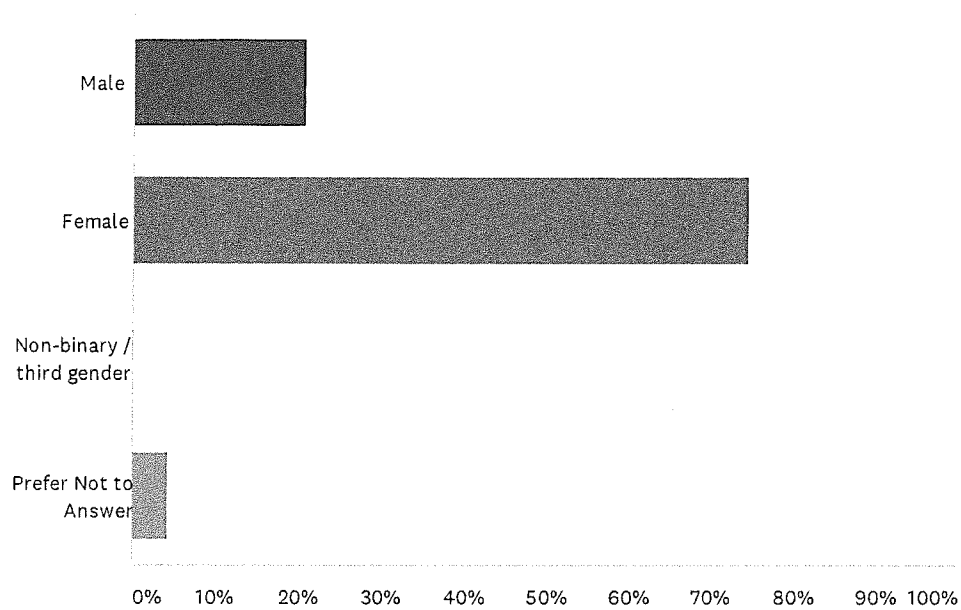
### ANSWER CHOICES

### RESPONSES

Under 5 years	13.91%	16
5-15 years	38.26%	44
16-25 years	13.04%	15
26-35 years	10.43%	12
36 + years	21.74%	25
Do not live in a Hartford Town Village	2.61%	3
<b>TOTAL</b>		<b>115</b>

Q31 To which gender identity do you most identify?

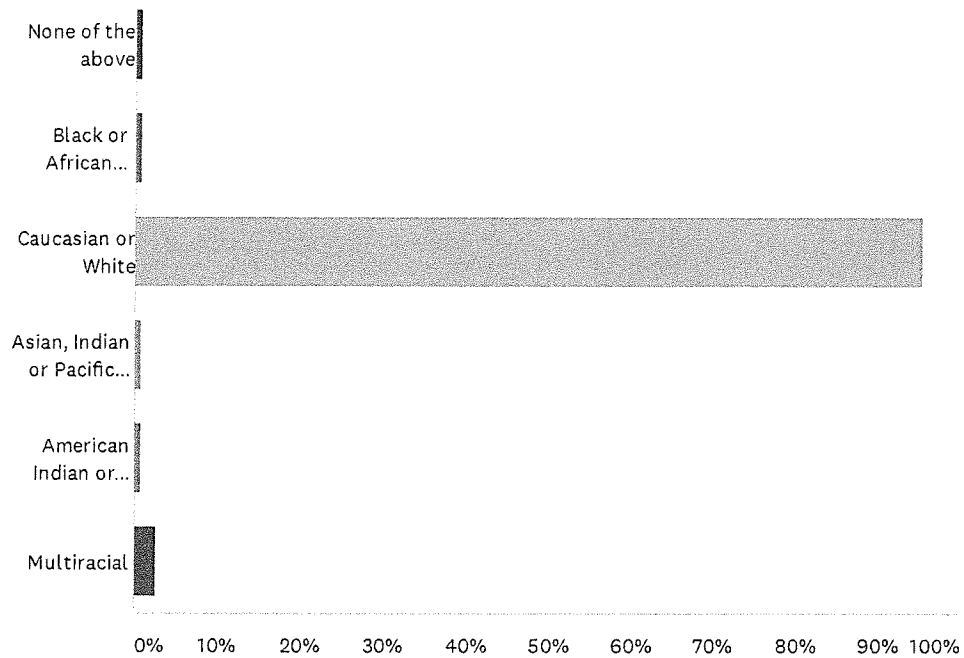
Answered: 115    Skipped: 0



ANSWER CHOICES	RESPONSES	
Male	20.87%	24
Female	74.78%	86
Non-binary / third gender	0.00%	0
Prefer Not to Answer	4.35%	5
TOTAL		115

## Q32 Which race/ethnicity best describes you and your household?

Answered: 114 Skipped: 1



### ANSWER CHOICES

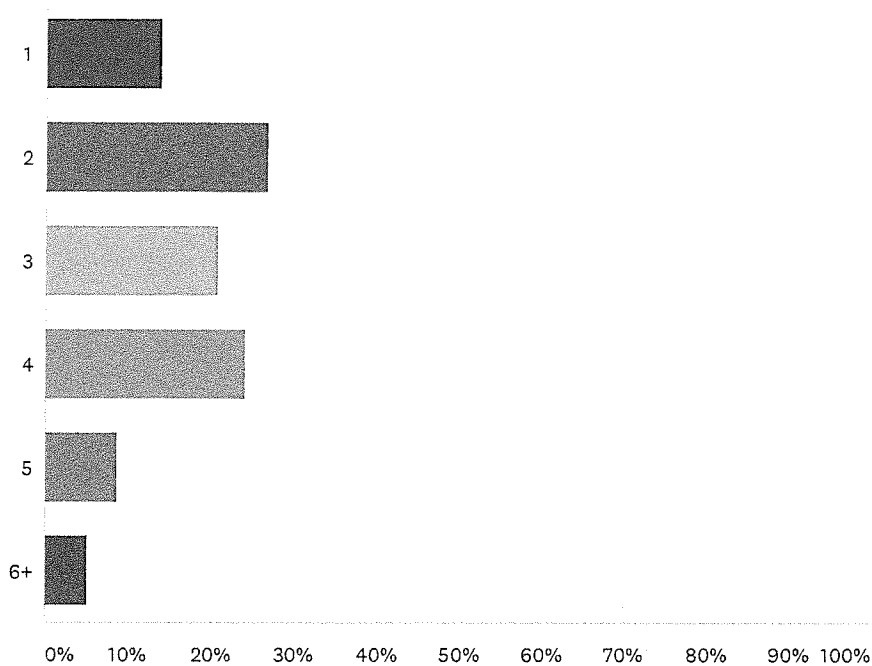
### RESPONSES

None of the above	0.88%	1
Black or African American	0.88%	1
Caucasian or White	95.61%	109
Asian, Indian or Pacific Islander	0.88%	1
American Indian or Alaska Native	0.88%	1
Multiracial	2.63%	3

Total Respondents: 114

Q33 Counting yourself, how many people live in your household?

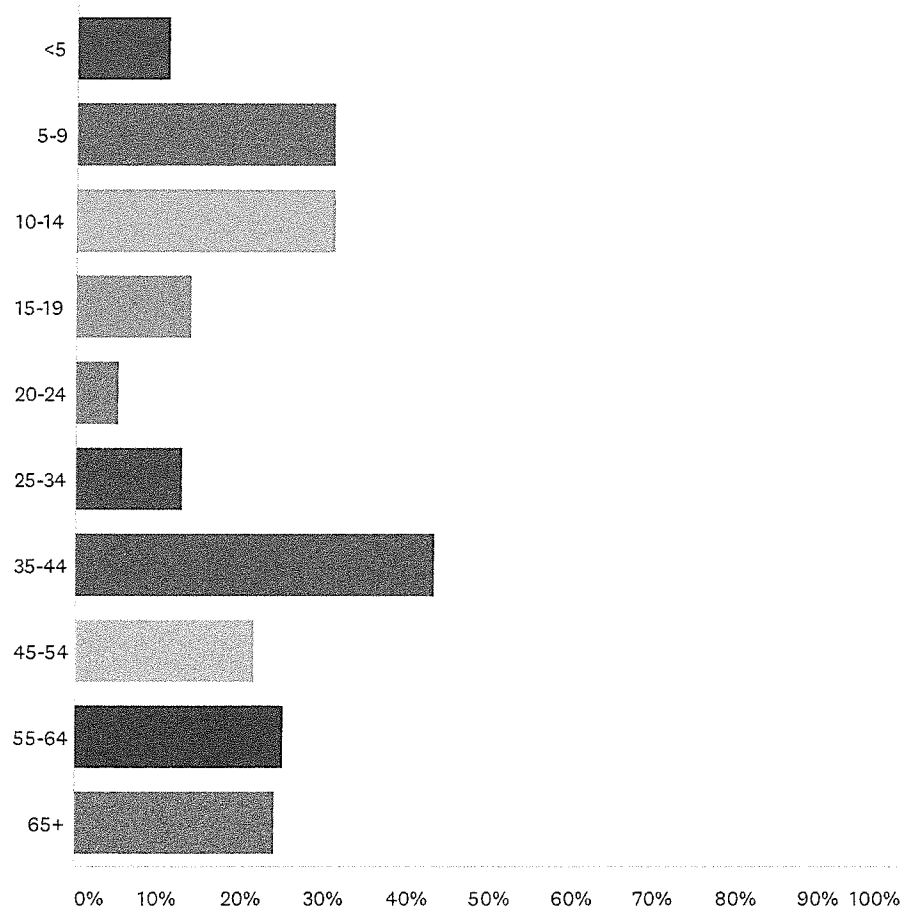
Answered: 115    Skipped: 0



ANSWER CHOICES	RESPONSES	
1	13.91%	16
2	26.96%	31
3	20.87%	24
4	24.35%	28
5	8.70%	10
6+	5.22%	6
TOTAL		115

**Q34 Please indicate below the age range(s) of the individuals that are living in your household (counting yourself). For example, if you are 27 and you have a child in the household that is 7 you would check categories 5-9 and 25-34.**

Answered: 115 Skipped: 0



ANSWER CHOICES	RESPONSES	
<5	11.30%	13
5-9	31.30%	36
10-14	31.30%	36
15-19	13.91%	16
20-24	5.22%	6
25-34	13.04%	15
35-44	43.48%	50
45-54	21.74%	25
55-64	25.22%	29
65+	24.35%	28
Total Respondents: 115		

Q35 Thank you for taking our survey. We look forward to sharing the results with you in the near future. Below, please share anything else that you feel we should know about the Parks and Recreation services we are providing you and members of your family.

Answered: 32   Skipped: 83



**Parks & Recreation Department**

**Significant Activity Report**

**September 6, 2021**

**Respectfully Submitted By: Scott Hausler, Director**

**Program and Park Highlights**

- Department worked over the Labor Day Holiday parking cars for the Balloon Festival. Cars paid a suggested donation of \$3 per-car. We have not finalized the dollar amount but believe we raised close to \$10,000 for the Brian Hanson Scholarship Fund. This fund is used for recreation programs, camps and passes to facilities. Applications for the scholarship are available on line at [www.hartfordrec.com](http://www.hartfordrec.com).
- We are busy completing the Wendell A. Barwood Arena Schedule for the upcoming season. We plan to open the week of October 13<sup>th</sup> with the first weekend of operation being October 17<sup>th</sup>. The schedule is considerably full with user groups, programs and public skating. We are hopeful for a safe and successful season. Staff will begin working on the arena set up in the next couple weeks.
- Maxfield continues to be a busy facility with high school and youth sports.
- Park crews continue to work hard catching up with on mowing. This season has us behind in park projects due to the ideal turf growing season keeping us mowing and limited staffing to work on projects.
- Programs the past two weeks consisted of Maxfield Monday Walks, NFL Flag Football, Youth Cheerleading, Ultimate Frisbee and Youth Soccer.
- Moana was our Movie in the Park on August 26<sup>th</sup>. The movie was sponsored by Parks & Recreation, Hartford Community Coalition and the West Hartford Library.
- Park permits consisted of Hartford High School Soccer, Open Door, Hartford High School Softball, Mahoney Tai Chi, Cantores, Tails and Tales Story Hour, Bower Tai Chi Classes, and HCRS.
- Pickleball continues to be a very popular program and sport at Maxfield Courts. The Department is looking into converting two tennis courts into 4 pickleball Courts.
- The pool project continues to move forward with the pool shell complete and work continues on the below surface piping along with filtration room piping. Backfilling around the pool continues.

**Parks & Recreation Department****Significant Activity Report****August 15th, 2021****Respectfully Submitted By: Scott Hausler, Director****Program and Park Highlights**

- Camp Ventures is finishing up the summer camp season with our 9<sup>th</sup> week. Fall Athletics Registrations are underway. Pop-up Theater Camp 8/9-8/13 with 23 participants. Hartford Performing Arts Camp took place the week of 8/2-8/6 - 53 Campers. Solid – Speed, Agility and Conditioning Training finished up 8/1 – 46 participants. Rocket Science Camp took place this week at the Town Hall – 11 participants. Thursday, Tails and Tales Summer Story Hour continues at Watson from 10am to 11am sponsored by the Hartford Library.
- Our Summer Entertainment Series included a performance by Brysan Lang on August 6<sup>th</sup>. The Comedy Manipulator performed with our summer camp program. The performance was open to the public. Friday August 6<sup>th</sup> was our Movie in the Park. The movie, Tom and Jerry was held on our movie projection system at Lyman Park with over 100 in attendance.
- Permits continue to come in for park and facility usage. For the current fiscal year starting in July, we have 39 permitted uses. Regular permits consist of users like Open Door, Special Needs Support Center, Paul Mahoney Tai Chi, and Anne Bower Tai Chi Classes and White River Junction VA Employee Association and HCRS with functions and classes throughout each week.
- The exit covers for three exterior exits in the back end of the WABA facility are complete. This project was completed by Paul Davis Restoration for cost of materials only. The company donated all its labor for the project. The project was delayed for quite some time due to the availability of 8"by8" beams.
- Volunteers continue to assist in the Hurricane Recreation Reserve assisting with trail brush and tree removal due to several weather events in late July that cancelled the Hurricane Hill Trail Run. We plan to run the race on October 16<sup>th</sup> if we get the trails cleared. Parks crew have also hauled mulch to the entry of the trail head by the Monument Trail.
- Dylan Kries, our Superintendent of Parks & Facilities will be leaving the Department on August 20<sup>th</sup>. We want to thank Dylan for his hard work and efforts in bringing the operations of our parks and facilities to very high level. Shane Barnes, a White River Junction resident who currently works for the Town of Enfield as their Buildings and Grounds Lead was hired as Dylan's replacement. Shane will start on August 23<sup>rd</sup>.
- The pool project continues to move forward with the placement of concrete on the pool floor and walls. They anticipate the pool shell to be complete by the week of August 16<sup>th</sup>. Following a period of time curing, the forms will be removed, and backfilling of the site will begin.