

CDBG Funds Awarded plus Program Income	
--	--

ACTIVITY		2008	2009	2010	2011	2012	2013	2014	2015	2016	2017	2018	2019	2020	2021	Totals
Demolition		9,160					94,650									103,810
Housing Rehab			393,859	394,748	373,926	325,242	300,151	437,819	289,802	341,157	242,322	135,893	134,549			3,369,468
1st Time Homebuyers/Code Compliance		100,000	100,000									55,208				255,208
Property Acquisition							67,850		60,000							127,850
ADA Barrier Removal									38,300		40,834					79,134
Commercial Improvements				292,922	76,376				266,211		0	75,166	78,166			788,841
Streets & Sidewalks						286,997	137,819	237,500		330,101	223,226		217,694			1,433,337
Parks & Playgrounds		475,509		15,000		26,000	35,968	15,000			146,159	207,933				921,569
Water/Sewer/Drainage Replacement					278,452									616,899	610,798	1,506,149
Broadband/Internet												271,133	159,382			430,515
Design			25,037	26,343					40,500				89,586			181,466
Planning						78,542	100,000	30,000	10,000					35,966		254,508
Social Services		146,938	173,096	208,157	200,000	165,130	148,550	175,462	106,670	104,959	98,910	81,210	83,617	109,468	100,754	1,902,921
Grant Administration		86,233	58,008	77,830	71,246	44,089	50,980	64,219	61,817	53,783	63,379	51,457	62,006	62,667	113,445	921,159
		817,840	750,000	1,015,000	1,000,000	926,000	935,968	960,000	873,300	830,000	814,830	878,000	825,000	825,000	825,000	12,275,938
NOTE: ACTIVITIES INCLUDE PROGRAM DELIVERY COSTS																
Social Service Awards																
Service Agency	Program	2008	2009	2010	2011	2012	2013	2014	2015	2016	2017	2018	2019	2020	2021 submitted	TOTAL
Big Brother Big Sisters	Mentoring									5,000						5,000
Center for New Americans	Literacy Program	68,638	40,000	72,000	0	24,032										204,670
Community Action	Food Pantry	32,800	33,500	35,000	38,560	41,000	38,000	50,000	75,000	45,000	45,000	45,000	70,000	45,000	50,000	643,860
Community Action	Employment Readiness					14,968	12,000	15,000		15,000	15,000					71,968
Council on Aging	COA Outreach Worker	17,220						20,000	26,378	30,000	30,000	30,000		25,000		178,598
Greenfield Community College	Dual Enrollment	40,000	40,000	40,000	0	40,000	40,000		10,000							210,000
Greenfield Family Inn			24,461													24,461
Inc.	Housing Coordinator						25,000	25,000								50,000
Just Roots, Inc.	Just Roots							20,000								20,000
Lifepath	Congregate Meals @COA												8,000	8,000	15,000	31,000
The Consortium	Recovery Project			36,000	0	30,000	24,000	35,000								125,000
The Literacy Project	Passport to Success													10,000	15,000	25,000
		158,658	137,961	183,000	38,560	150,000	139,000	165,000	111,378	95,000	90,000	75,000	78,000	88,000	80,000	1,589,557
note: differential between Social service total above and detail below may be CDBG administrative costs.																

[illegible]

## WELLS STREET SHELTER REHABILITATION AND NEW UNIT CONSTRUCTION – CSO/RDI



**Downtown Revitalization Plan Detail – January 2023**

**Main Street Improvement Program**

Rework Main Street between Colrain Street and High Street. The City is also planning to explore upgrading water, sewer, drainage, and utility conduit and exploring installation of new conduit for fiber under this stretch of Main Street.

**Community Justice Support  
Center of Franklin County**

Opened Spring 2022



DRAFT

Main Street  
Improvement Program

DRAFT

Main Street  
Improvement Program

DRAFT

Main Street

P

230 on-street  
spaces from  
Colrain to High  
Street currently

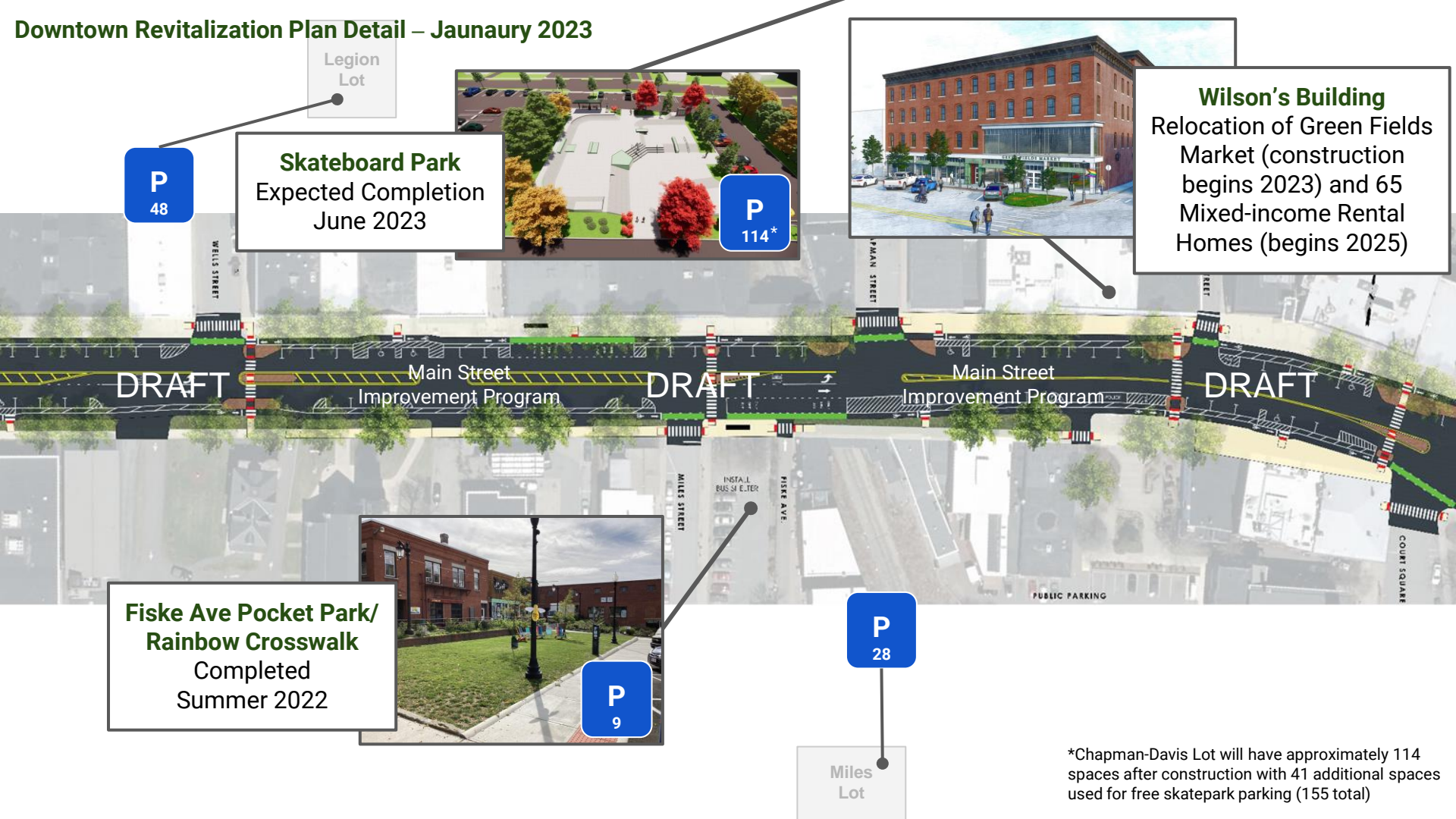


**New Fire Station**

Expected Completion  
Early 2024



Downtown Revitalization Plan Detail – Jaunaury 2023



Legion  
Lot

P  
48

**Skateboard Park**  
Expected Completion  
June 2023



P  
114\*



**Wilson's Building**  
Relocation of Green Fields  
Market (construction  
begins 2023) and 65  
Mixed-income Rental  
Homes (begins 2025)

**Fiske Ave Pocket Park/  
Rainbow Crosswalk**  
Completed  
Summer 2022



P  
9

P  
28

Miles  
Lot

\*Chapman-Davis Lot will have approximately 114  
spaces after construction with 41 additional spaces  
used for free skatepark parking (155 total)

Downtown Revitalization Plan Detail – January 2023

Side Streets

P

200 spaces on other streets in downtown neighborhood

GCC Downtown Center Building

New owner January 2023



Ames Lot

P 85

P 51

Pleasant Lot



Court Square Redevelopment

Design Development 2023



P 57

City Hall Lot

First National Bank Building

RFP Issued for Redevelopment Proposals Dues Spring 2023






Downtown Revitalization Plan Detail – January 2023




**Leavitt-Hovey House**  
Redevelopment  
Opportunity



**New Library**  
Expected Completion  
Spring 2023



**Hope Street Parking Lot**  
Temporary Fire Station  
Through Spring 2024  
Future Use?



**Armory Building**  
Redevelopment  
Opportunity  
New Owner  
November 2022

Olive Street  
Parking  
Garage

\*Count prior to temporary fire station

<b>Social Services Project</b>	<b>Organization</b>	<b>Request</b>	
Center for Self-Reliance Food Pantries	Community Action Pioneer Valley (CAPV)	\$100,000	
Basic Needs	The Salvation Army	\$60,000	
Our Community Free Store	Stone Soup Café	\$95,485	
Congregate Meals for Seniors	LifePath	\$68,232	
Elder Self-Sufficiency and Stability	LifePath	\$63,014	
Elders at Risk	City of Greenfield, Health Department	\$25,000	
School Based Group Mentoring Pilot Program	Big Brothers Big Sisters of Franklin County (BBBSFC)	\$103,000	
Passport to Success: Adult Education for Economic Self-Sufficiency	The Literacy Project	\$40,000	
Rent Assistance for Greenfield Residents	New England Learning Center for Women in Transition (NELCWIT)	\$30,000	
<b>TOTAL REQUESTS</b>		<b>\$584,731</b>	



## **CDBG Update – As of 12/31/22**

The Sustainable Greenfield Implementation Committee serves at the Citizens' Advisory Committee for the City of Greenfield's Community Development Block Grant.

The City is preparing the CDBG22/23 application due March 1st. Activities include:

- Design and Engineering of Water, Sewer, Drainage for Main Street Improvement Program
- Streetscape Improvements – Court Square – Design and Engineering and Construction
- Wells Street – Shelter Rehabilitation and new construction
- Historic Survey Inventory
- Social Services – RFPs being reviewed.

### **Quarterly Report**

October 1, 2022- December 31, 2022

#### **CDBG18 Activities:**

- 1) Housing Rehabilitation/Code Compliance
  - Code Compliance - During this quarter, the code compliance assistance continued follow up with some property owners and banks on vacant/abandoned/distressed properties.
- 2) Substantial Housing Rehabilitation: Multi-Family – The City leveraged Gateway Housing Rehabilitation funds for two projects, representing 5 units. One project was completed in fall 2022; the second project – housing for people transitioning into the community from the Franklin County House of Corrections and working in apprenticeship with the Compost Collective.
- 3) Commercial Improvements
  - a. Sign and Façade Program – COMPLETED
  - b. Microenterprise Assistance Program –COMPLETED

- 4) Public Facilities/Infrastructure
  - a. GCET: Buildout and Infill – COMPLETED
  - b. 188 Main Street: Demolition - COMPLETED
- 5) Social Services
  - a. Center for Self-Reliance: Food Pantry – COMPLETED
  - b. Greenfield COA: Wellness & Nutrition Outreach – COMPLETED

#### **CDBG19 Activities:**

- 1) Housing Rehab Program – Original goal of 3 projects completed; seeking budget amendment (granted 1/23/23) to assist Greenfield Housing Associates with foundation issue. Expect competition in spring 2023.
- 2) Commercial Improvements
  - a. Microenterprise Assistance Program - Completed
  - b. ADA improvements – Completed
- 3) Infrastructure
  - a. Hope Street Sidewalks: Olive to Russell – COMPLETED – June 2020
  - b. Design & Engineering: West St Water/Sewer – COMPLETED – May 2020
  - c. GCET: Leyden Woods fiber and access point installation – GCET continued to explore alternative paths, including working with a subcontractor to license conduit, to meet the goals of this project.
- 4) Social Services
  - a. Center for Self-Reliance: - COMPLETED
  - b. Council on Aging: Healthy Aging – CANCELED
  - c. Lifepath: Congregate Meals – COMPLETED

#### **CDBG20 Activities**

- 1) Public Facilities /Infrastructure Program Delivery
  - West Street Phase 1: COMPLETED
- 2) Planning
  - Downtown Revitalization: Engaged consultant to work with City to facilitate the visioning for the Downtown Revitalization Plan update.
- 3) Social Services
  - a. Center for Self-Reliance – Completed
  - b. Council on Aging – Canceled
  - c. LivePath Completed
  - d. The Literacy Project Completed

### **CDBG-CV Activities: In Close-Out**

This is an additional award of CDBG funds through the CARES Act to respond to the impacts of the COVID-19 pandemic. The City took the lead on a regional request for \$600,000 to offer income-eligible microenterprises forgivable loans to Franklin County to mitigate COVID losses beginning in October of 2020. Completed in 2022.

### **CDBG21 Activities**

- 1) Public Facilities /Infrastructure Program Delivery
  - a. West Street: Phase 2 - Water/Sewer/Drainage – Substantially Complete – final paving and driveway aprons to be installed in spring 2023.
- 2) Social Services – all programs are under contract and in process
  - a. Center for Self-Reliance: Food Pantry
  - b. LifePath
  - c. The Literacy Project