



FERRY COUNTY  
 DEPARTMENT OF PUBLIC WORKS  
 350 E. DELAWARE #8 ° REPUBLIC, WA 99166  
 (509) 775-5225 x2507 ° FAX: (509) 775-5226

**INVOICE/RECEIPT**

Name: \_\_\_\_\_ Email: \_\_\_\_\_

**TYPE OF SERVICE (check one):**

- Road Approach Permit \$60.00
- Utility/Work in Right of Way Permit\* \$60.00  
*\*Franchise agreement required to perform utility work in county right of way*
- Franchise Agreement \$1,000.00
- Limited Right of Way \$50.00
- Extended Right of Way \$100.00
- Cattle Guard Installation \$2,000.00
- Sign Installation \$150.00
- Road Vacation \$750.00 (non-refundable)
- Short Plat Review \$75.00
- Long Plat Review \$75.00 (first 4 lots + \$10 per each additional lot)

Total Amount Due: \_\_\_\_\_

Amount Paid: \_\_\_\_\_

Check # \_\_\_\_\_

Cash

Received by: \_\_\_\_\_ Date: \_\_\_\_\_

**Payment Due with Application Submittal**

Please print legibly or type in the blanks.



FERRY COUNTY  
DEPARTMENT OF PUBLIC WORKS  
350 E. DELAWARE #8 ° REPUBLIC, WA 99166  
(509) 775-5225 x 5 ° FAX: (509) 775-5226

### FERRY COUNTY ROAD APPROACH

PERMIT No. \_\_\_\_\_

As per Ferry County Ordinance 2006-01 enacted 1/17/06

Applicant's name: \_\_\_\_\_

Applicant's Address: \_\_\_\_\_

City: \_\_\_\_\_ State: \_\_\_\_\_ Zip: \_\_\_\_\_

Phone: ( ) \_\_\_\_\_ FAX: ( ) \_\_\_\_\_

Road Name and Number, Milepost: \_\_\_\_\_

Road Side Orientation: (North, South, East, West) Section: \_\_\_\_\_ Township: \_\_\_\_\_ Range: \_\_\_\_\_

Assessor Parcel Number: \_\_\_\_\_ Will this approach be part of a Short Plat: Yes No

Permit Type (please see (F) on Page 3): a- ~ b- ~ c- ~ d- Temporary Yes No

By signing below I acknowledge that I have read and understand all requirements that pertain to this permit(see attached).

Signature of Applicant \_\_\_\_\_ Date: \_\_\_\_\_

**\* DO NOT COMPLETE – FOR DEPARTMENT USE ONLY \***

Reviewed By Area Foreman:  Yes  No Sight distance adequate:  Yes  No

Comments: \_\_\_\_\_

Will a culvert be required?  Yes  No Length \_\_\_\_\_ Diameter \_\_\_\_\_

Begin Construction Approval  Yes  No

Public Works Director/County Engineer: \_\_\_\_\_ Date: \_\_\_\_\_

Reason Approach was not approved: \_\_\_\_\_

#### Final Completion Approval

Public Works Director/County Engineer: \_\_\_\_\_ Date: \_\_\_\_\_

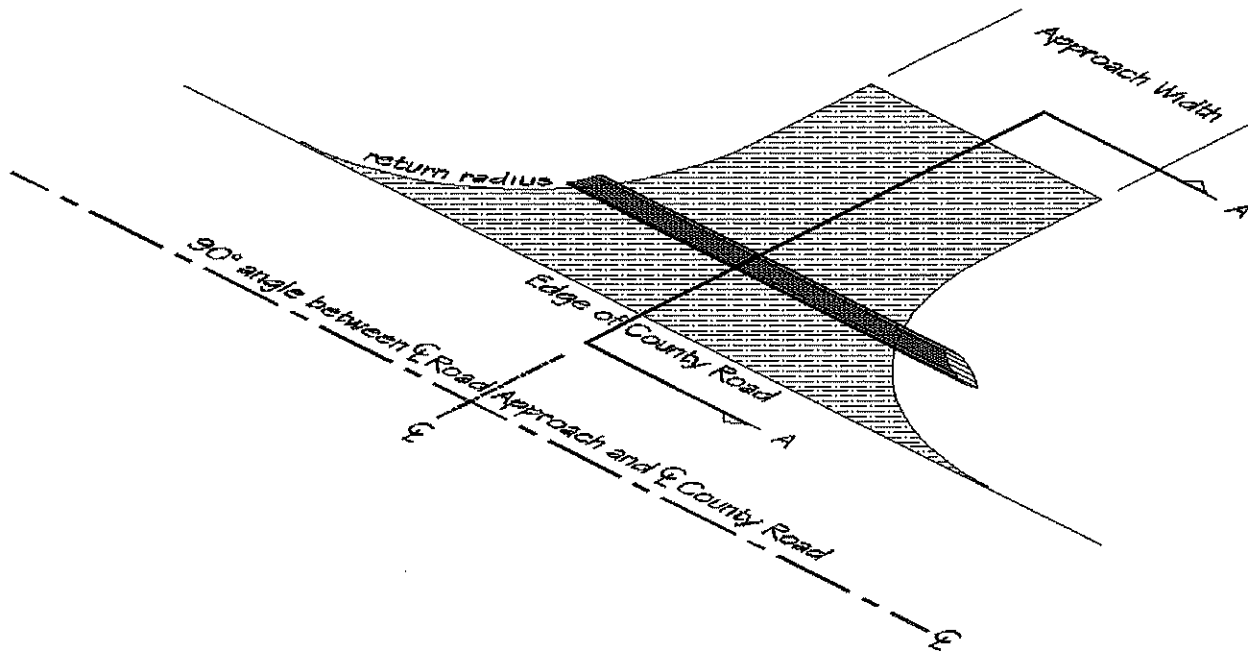
Construction of Road Approaches will be permitted from May 1<sup>st</sup> to November 1<sup>st</sup> of the year the permit is approved by the Ferry County Engineer / Director. If the approach is not constructed during this time period the permit will be considered null and void unless written confirmation of the permit is given by the Ferry County

Public Works Director

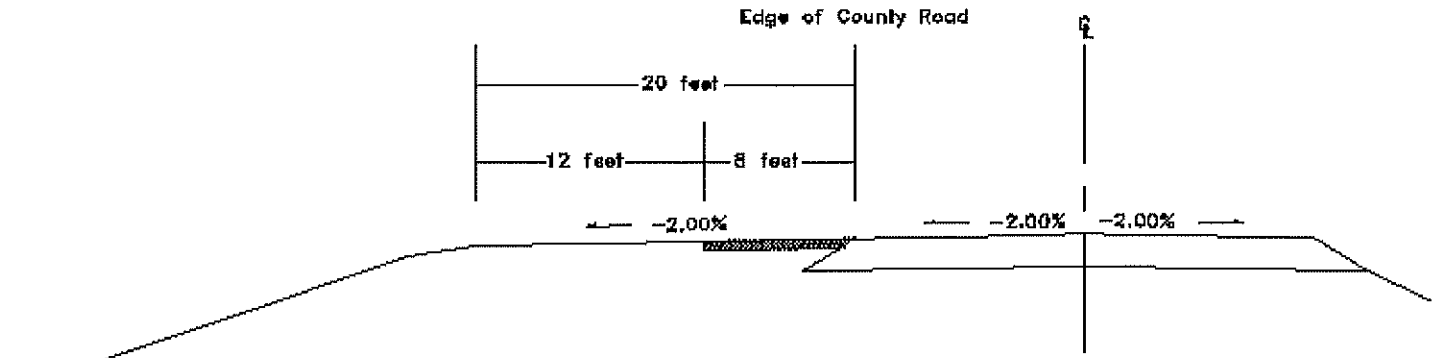
## Ferry County Road Approach Permit

The applicant agrees to all of the following:

- 1.) Ferry County has the ultimate responsibility to insure that all road approaches meet Ferry County requirements. The applicant shall meet all requirements and design specifications of this permit. If the applicant fails to meet all requirements of this permit the Ferry County Engineer / Director may revoke this permit and have the approach removed at the applicant's expense.
- 2.) The applicant is required to first determine what underground utility facilities are in the area where digging will be done and correlate and obtain permits or approvals as necessary prior any digging.
- 3.) Proper signing of the work site is the responsibility of the Applicant and must be accomplished prior to any work in accordance with the Manual on Uniform Traffic Control Devices (MUTCD) in order to insure the safe flow of traffic. Signs and devices must not misinform and misguide the public. At no time may the applicant close the county roadway. The roadway must be open to one way traffic at a minimum. When work is not being performed and the applicant and/or his contractor is not present, the roadway must be open to two way traffic.,
- 4.) If the work performed under this permit interferes in any way with the drainage of county roads, the applicant shall wholly, and at his own expense, shall remedy this interference according to direction given by the Ferry County Engineer / Director.
- 5.) If during the course of this work, the applicant causes damage to the county road through interference of the drainage of the county road or any other means, the applicant shall be assessed the cost of repairing the county road.
- 6.) The county road and county road right of way shall be left in a condition satisfactory to the Ferry County Engineer / Director.
- 7.) Design Specifications:

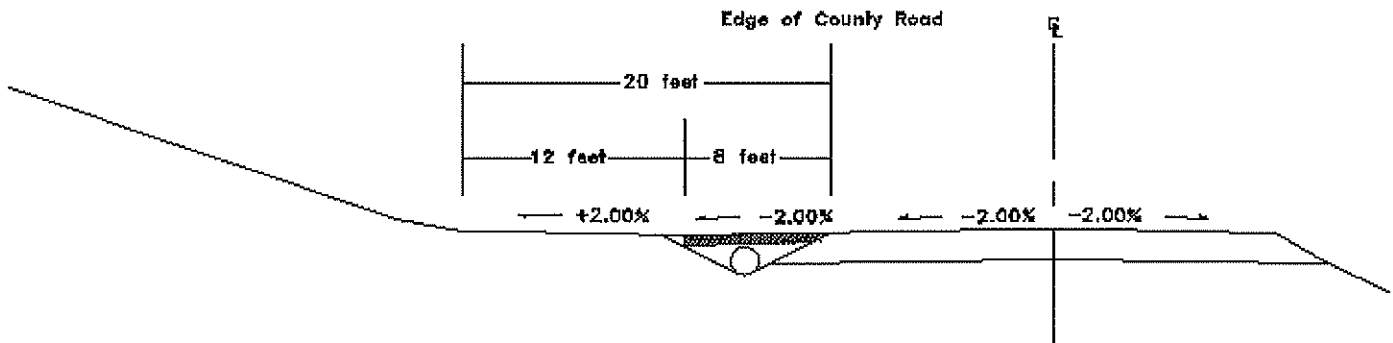


Ferry County Road Approach Permit



**SECTION A - A**

Approach Elevation is **BELOW** County Road Shoulder Elevation



**SECTION A - A**

Approach Elevation is **LEVEL or HIGHER** County Road Shoulder Elevation

- A. The approach shall slope from the edge of the county road at a slope of -2.00% for a distance of 8 feet. This provides a drop of 0.16 feet (approximately 2 inches).
- B. If the approach lies lower in elevation than the county road, then the approach shall slope at -2.00% for a further 12 feet. This provides a further drop of 0.24 feet (approximately 3 inches). The total drop over 20 feet is 0.40 feet (approximately 5 inches).
- C. If the approach lies level or higher in elevation than the county road, then the approach shall slope at +2.00% for a further 12 feet. This provides a rise of 0.24 feet (approximately 3 inches). This provides a slight dip in the approach in order to relieve the county road of drainage from the approach.
- D. If the approach lies level or higher in elevation than the county road, then the approach may need a culvert. If a culvert is required, it shall be a new corrugated metal pipe (cmp) with a minimum diameter of 18 inches. Minimum cover over the culvert shall be 6 inches. Culvert shall be beveled at a 2:1 slope (the end angle of the culvert shall be 2 inches horizontal for each vertical inch, an 18 inch culvert will have 36 inches of bevel on each end).
- E. The approach shall be covered with gravel surfacing to a minimum depth of 6 inches for the first 8 feet.
- F. The types of approaches are:
  - a.) Residential: serves one or two dwellings
  - b.) Agricultural: serves agricultural land or agricultural outbuildings or forest land only with no residential or commercial use.

Ferry County Road Approach Permit

- c.) Commercial: serves a business establishment or more than two dwellings. Some agricultural businesses may fall into this category such as commercial hay operations or feed lots.
- d.) Mixed Use serves a combination of the above types and the permit issued for this type will be according to the most restrictive use.
- e.) Temporary permits of the above types may be issued between the dates of April 1<sup>st</sup> and November 1<sup>st</sup>. Some design requirements may be relaxed with written permission of the Ferry County Engineer / Director for a temporary permit only. Some variation of the dates of issue of a temporary permit may be waived for logging operations with written permission of the Ferry County Engineer / Director.
- f.) The permit issued is valid only for the type of use it is issued for. If the primary use of the approach is changed than a new permit must be applied for, reflecting the change of use.

G. The approach widths are as follows:

	Minimum	Maximum
Residential (a)	12 feet	20 feet
Agricultural (b)	12 feet	40 feet
Commercial (c -d)	20 feet	40 feet

In addition to the approach width, each approach will have a return radius of 20 feet.

- H. The road approach shall have a 90° angle centerline approach to centerline county road. No deviation from this angle will be allowed without written approval from the Ferry County Engineer / Director.
- I. Sight distance requirements are determined in accordance with American Association of State Highway and Transportation Officials guidelines. The following chart gives the distances required, the actual determination of that distance will be made by Ferry County Public Works staff during a site visit:

Speed Limit (County Road)	Sight Distance	Speed Limit (County Road)	Sight Distance
20	115	35	250
25	155	40	305
30	200	50	425

- 8.) This permit shall not be deemed or held to be an exclusive one and shall not prohibit Ferry County from granting other permits to public or private utilities, nor shall it prevent Ferry County from using any of it's roads or public places, or affect it's right to full supervision and control over all or any part of them, none of which is hereby surrendered.
- 9.) The applicant, his successors and assigns shall maintain at his or their sole expense the private approach for which this permit is granted in a condition satisfactory to the Ferry County Engineer / Director. Snow removal is the sole responsibility of the applicant his successors and assigns.
- 10.) This permit is limited exclusively to construction upon the County Right of Way only; it does not convey any easement, license, right of way, interest or permission of any kind for construction on or across the abutting property or the use thereof.
- 11.) The applicant shall be the legal owner of the land the road approach serves.
- 12.) The applicant, his successors and assigns agree that any damage or injury done to the property of the applicant or any expense incurred by him through the operation of a contractor in execution of this permit shall be the sole expense of the applicant.
- 13.) In accepting this permit the applicant, his successors and assigns agree to protect Ferry County and save it harmless from all claims, actions or damages of every kind and description which may accrue to or be suffered by any person or persons, corporation, or property by reason of the performance of such work, character of materials used or manner of installation, maintenance and operation or by the improper occupancy of rights of way or public place or public structure, an in case any suit or action is brought against said Ferry County for damages arising out of or by reason of any of the above causes, the applicant, his successors or assigns will upon notice to him or them of commencement of such action,

Ferry County Road Approach Permit

defend the same at his or their own sole cost and expense and will satisfy any judgment after the said suit or action shall have finally been determined if adverse to Ferry County.

- 14.) The fee for the approach permit is non-refundable and is not a condition of acceptance by the Ferry County Engineer / Director

**All four pages of this permit and any accompanying drawings / plans must be returned with appropriate signatures in order to be a valid permit.**

**Additional notes and signatures:**