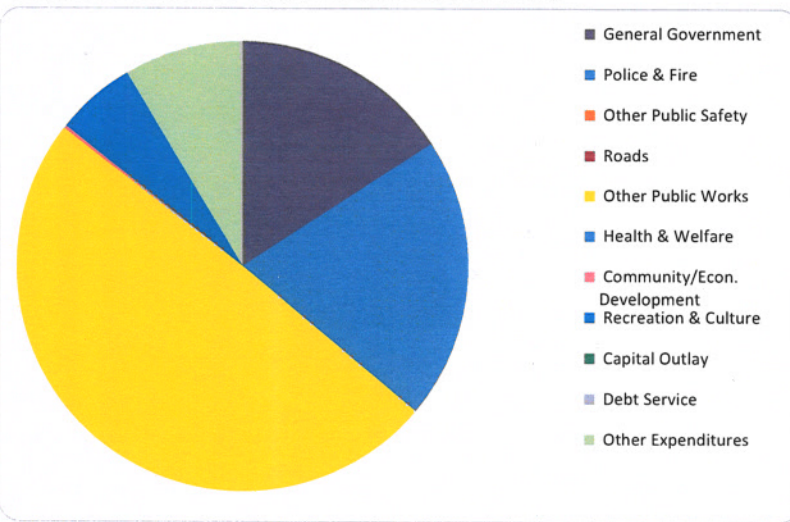


# **CITIZEN'S GUIDE TO LOCAL UNIT FINANCES - City of Evert (67-2010)**

## EXPENDITURES

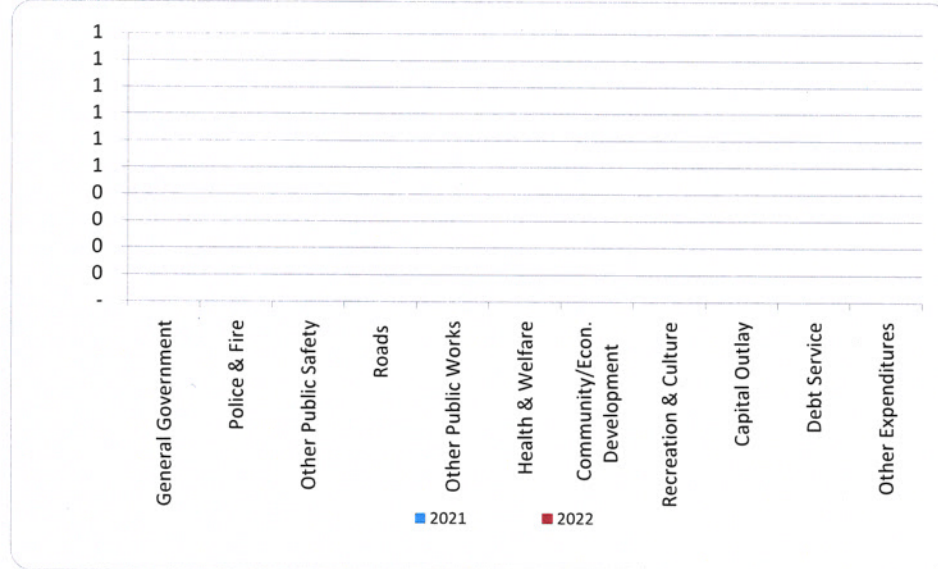
### 1. Where we spend our money (all governmental funds)



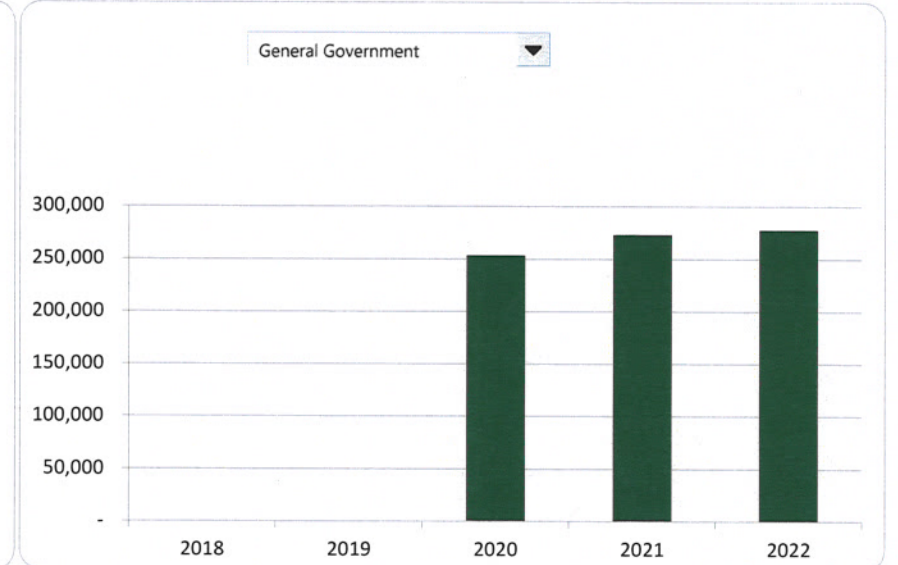
### 2. Compared to the prior year

	2021	2022	% change
General Government	\$ 273,063	\$ 277,435	1.60%
Police & Fire	370,423	356,733	-3.70%
Other Public Safety	-	-	N/A
Roads	-	-	N/A
Other Public Works	512,444	868,949	69.57%
Health & Welfare	-	-	N/A
Community/Econ. Development	1,807	4,141	129.16%
Recreation & Culture	94,015	100,514	6.91%
Capital Outlay	-	-	N/A
Debt Service	-	-	N/A
Other Expenditures	198,200	150,579	-24.03%
<b>Total Expenditures</b>	<b>\$ 1,449,952</b>	<b>\$ 1,758,351</b>	<b>21.27%</b>

### 3. Spending per capita - compared to the prior year



### 4. Historical trends of individual departments:

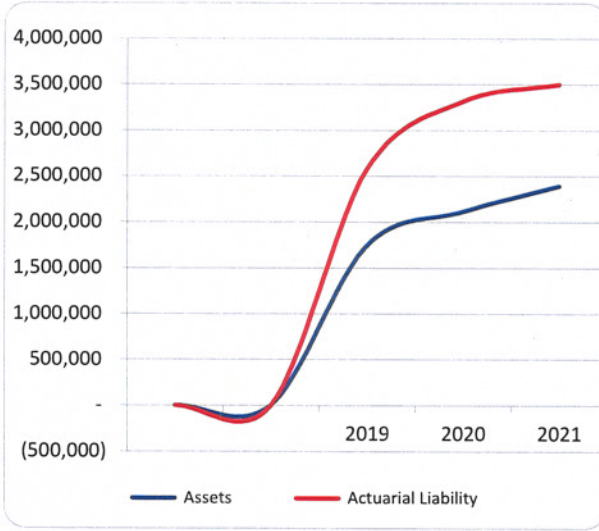


### Commentary:

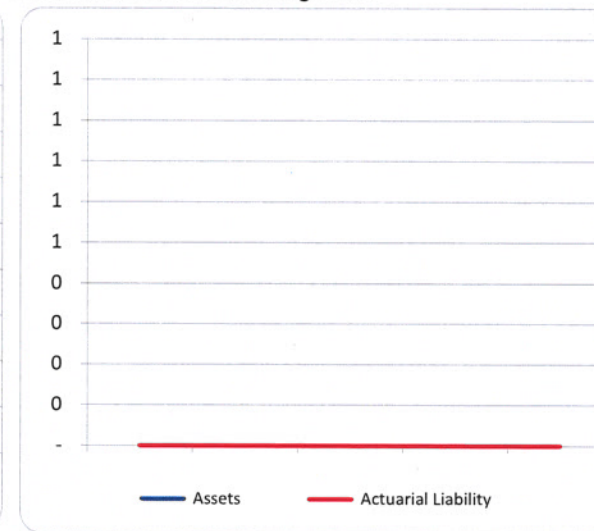
For more information on our unit's finances, contact Jennie Duncan at 231-734-2181.

# **CITIZEN'S GUIDE TO LOCAL UNIT FINANCES - City of Evart (67-2010)**

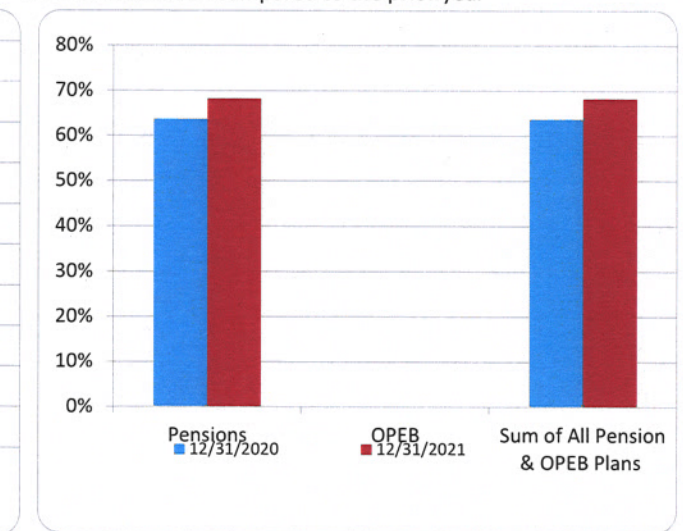
1. Pension funding status



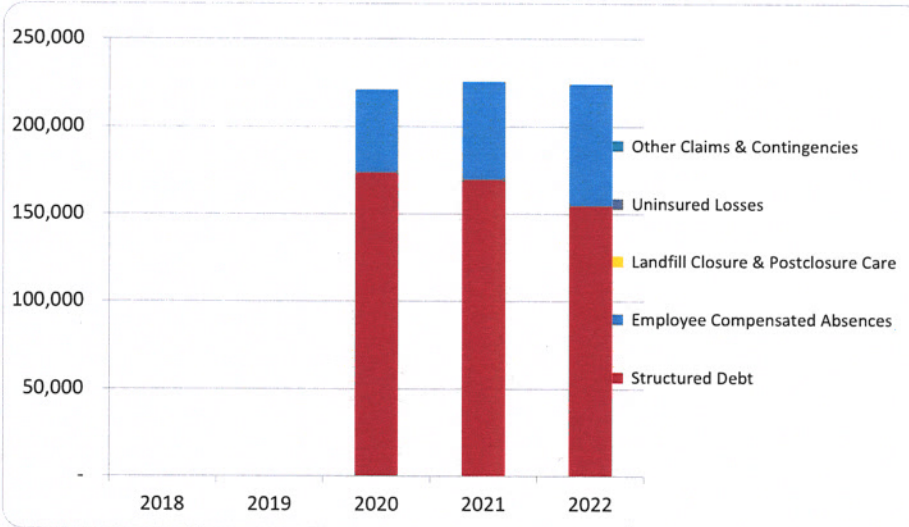
2. Retiree Health care funding status



3. Percent funded - compared to the prior year



4. Long Term Debt obligations:



5. Debt & other long term obligations per capita - compared to the prior year



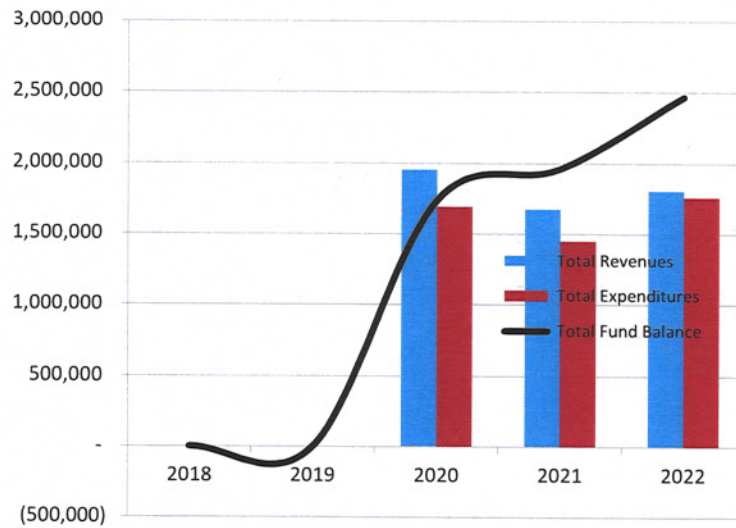
Commentary:

For more information on our unit's finances, contact Jennie Duncan at 231-734-2181.



# **CITIZEN'S GUIDE TO LOCAL UNIT FINANCES - City of Evart (67-2010)**

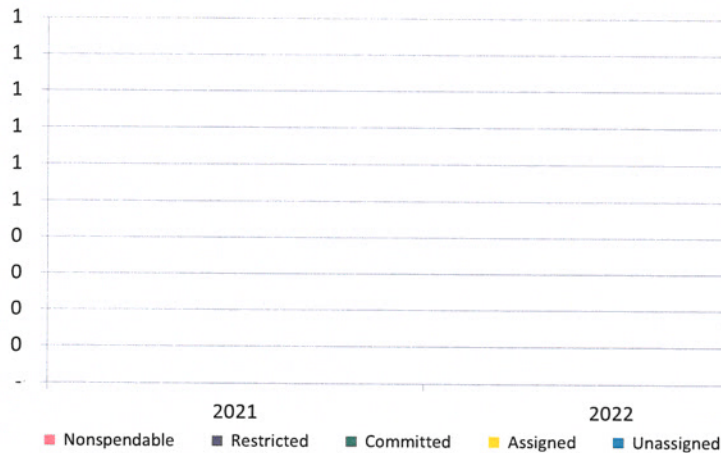
1. How have we managed our governmental fund resources (fund balance)?



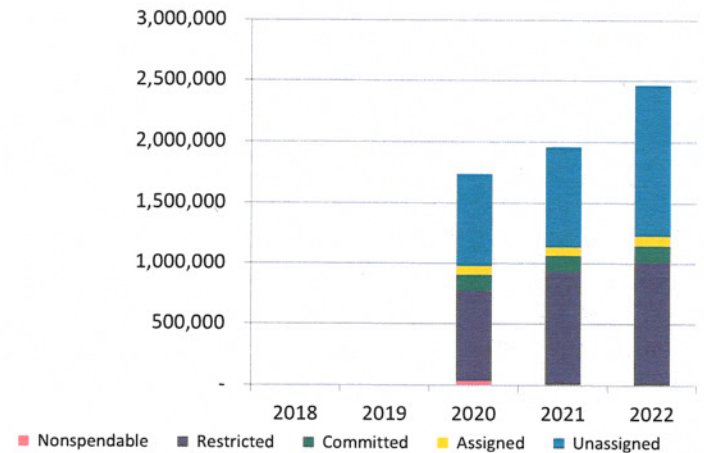
2. Compared to the prior year

	2021	2022	% change
Revenue	1,674,477	1,805,071	7.80%
Expenditures	1,449,952	1,758,351	21.27%
Surplus (shortfall)	224,525	46,720	-79.19%
Fund balance, by component:			
Nonspendable	3,990	2,698	-32.38%
Restricted	926,697	1,006,480	8.61%
Committed	136,378	137,900	1.12%
Assigned	68,164	80,095	17.50%
Unassigned	824,910	1,236,892	49.94%
total fund balance	1,960,139	2,464,065	25.71%

3. Fund balance per capita - compared to the prior year



4. Historical trends of individual components



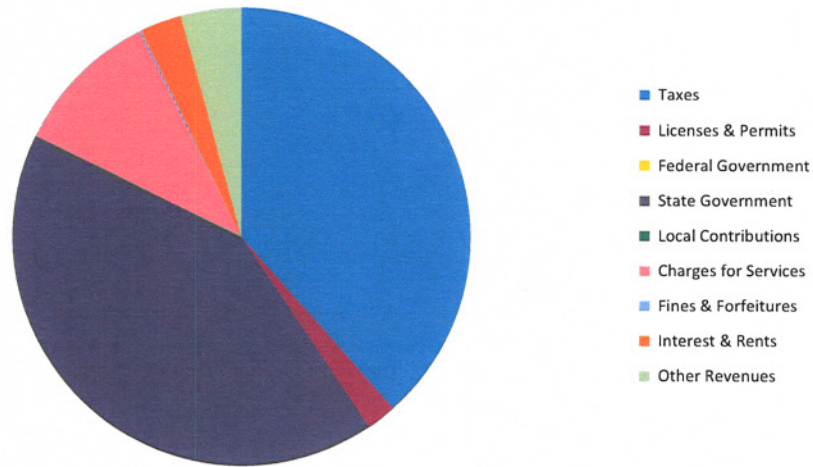
Commentary:

For more information on our unit's finances, contact Jennie Duncan at 231-734-2181.

# CITIZEN'S GUIDE TO LOCAL UNIT FINANCES - City of Evert (67-2010)

## REVENUES

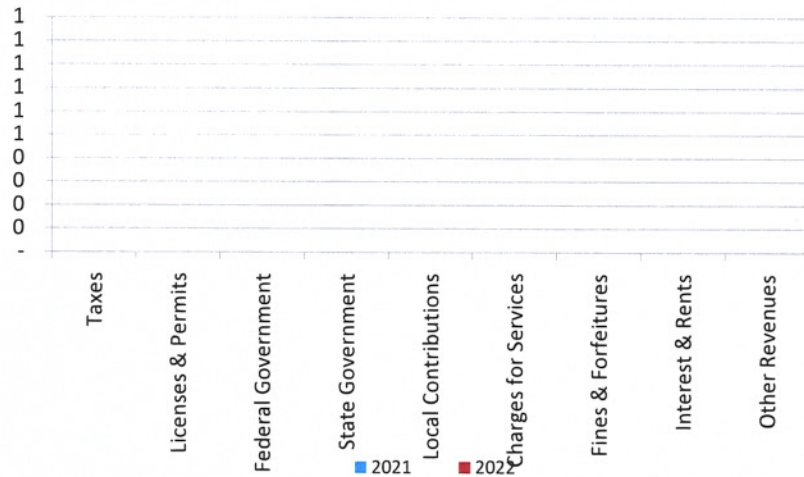
### 1. Where our money comes from (all governmental funds)



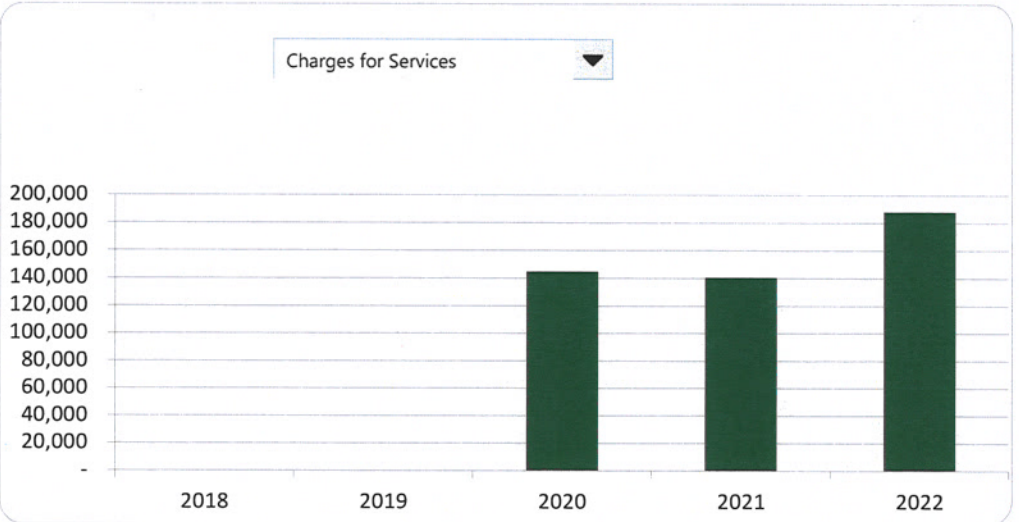
### 2. Compared to the prior year

	2021	2022	% change
Taxes	\$ 650,023	\$ 693,926	6.75%
Licenses & Permits	43,664	38,167	-12.59%
Federal Government	6,790	-	-100.00%
State Government	745,342	751,892	0.88%
Local Contributions	-	-	N/A
Charges for Services	140,428	187,762	33.71%
Fines & Forfeitures	2,384	2,783	16.74%
Interest & Rents	55,554	53,258	-4.13%
Other Revenues	30,292	77,283	155.13%
<b>Total Revenues</b>	<b>\$ 1,674,477</b>	<b>\$ 1,805,071</b>	<b>7.80%</b>

### 3. Revenue sources per capita - compared to the prior year



### 4. Historical trends of individual sources



Commentary:

For more information on our unit's finances, contact Jennie Duncan at 231-734-2181.