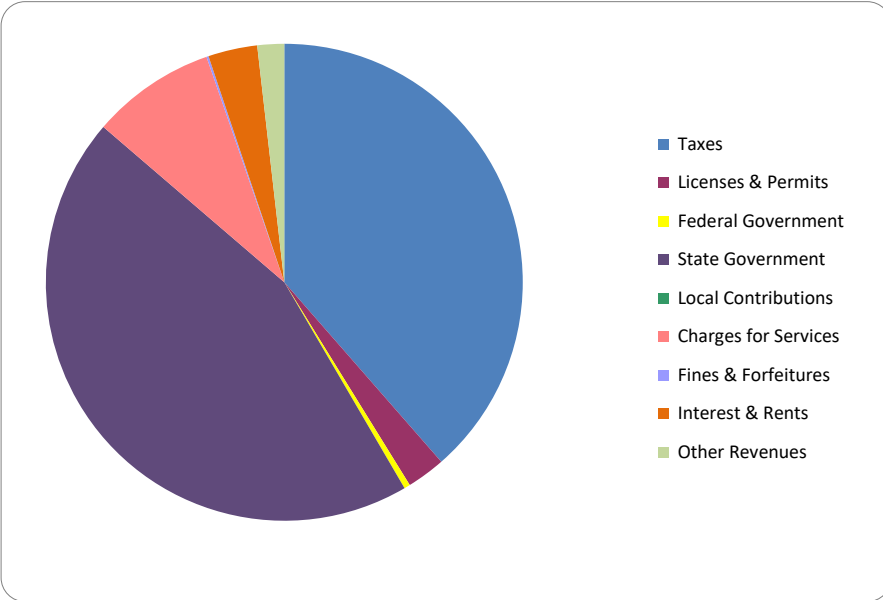


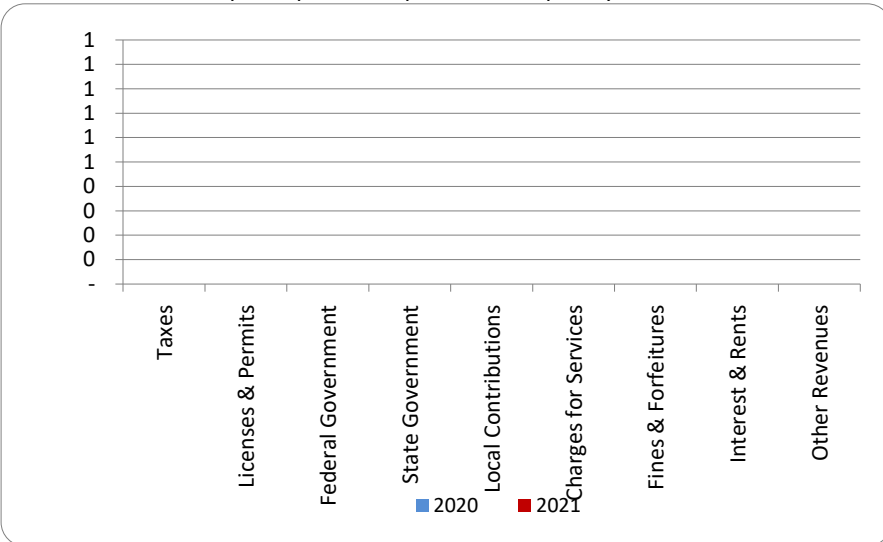
1. Where our money comes from (all governmental funds)



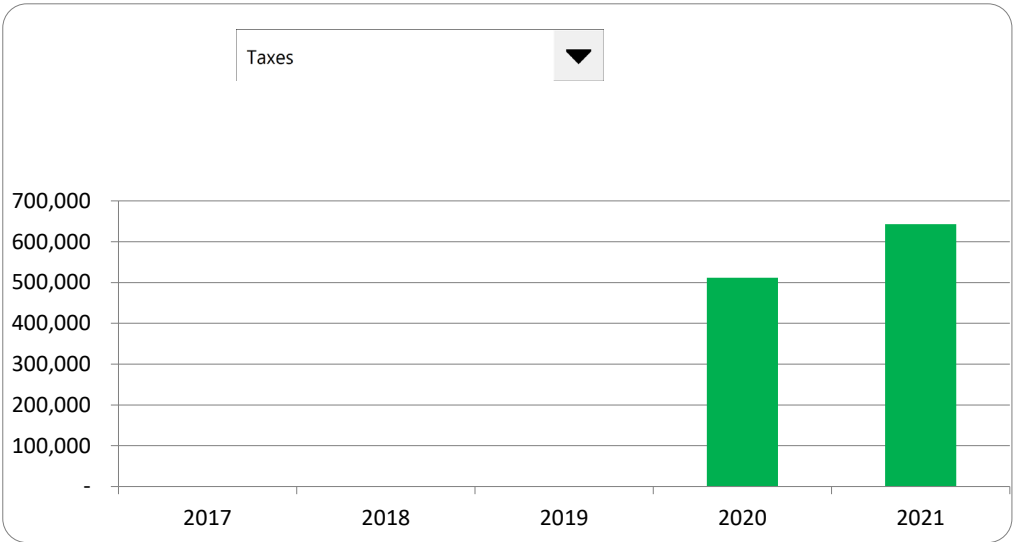
2. Compared to the prior year

	2020	2021	% change
Taxes	\$ 512,029	\$ 643,039	25.59%
Licenses & Permits	44,889	43,664	-2.73%
Federal Government	-	6,790	N/A
State Government	714,105	745,342	4.37%
Local Contributions	62,285	-	-100.00%
Charges for Services	144,563	140,428	-2.86%
Fines & Forfeitures	4,207	2,384	-43.33%
Interest & Rents	46,002	55,554	20.76%
Other Revenues	425,146	30,292	-92.87%
<b>Total Revenues</b>	<b>\$ 1,953,226</b>	<b>\$ 1,667,493</b>	<b>-14.63%</b>

3. Revenue sources per capita - compared to the prior year



4. Historical trends of individual sources



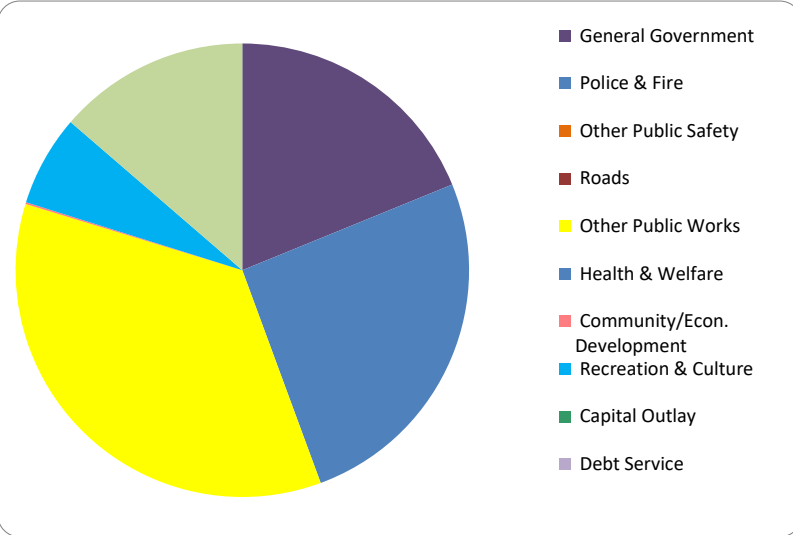
Commentary:

For more information on our unit's finances, contact Jennie Duncan at 231-734-2181.

**CITIZEN'S GUIDE TO LOCAL UNIT FINANCES - City of Evert (67-2010)**

**EXPENDITURES**

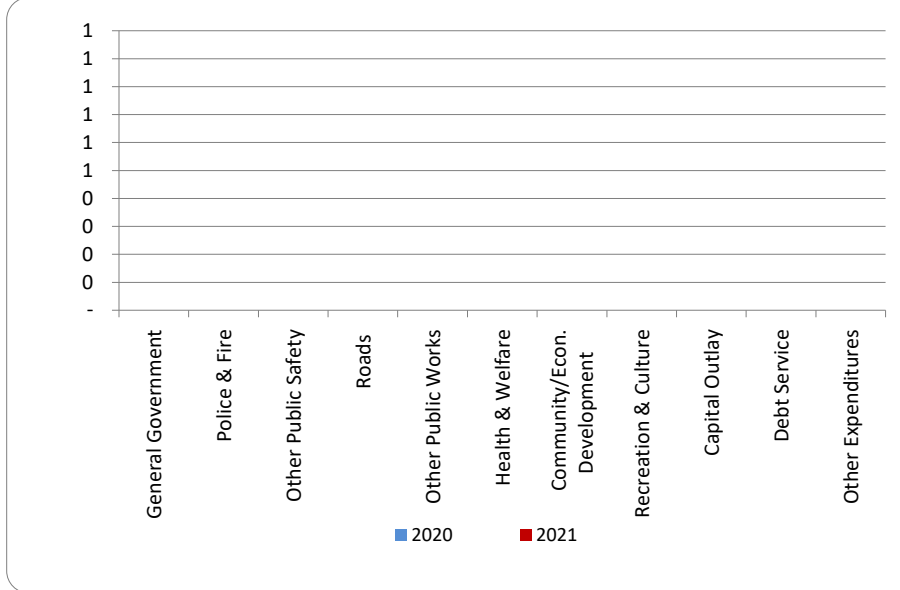
**1. Where we spend our money (all governmental funds)**



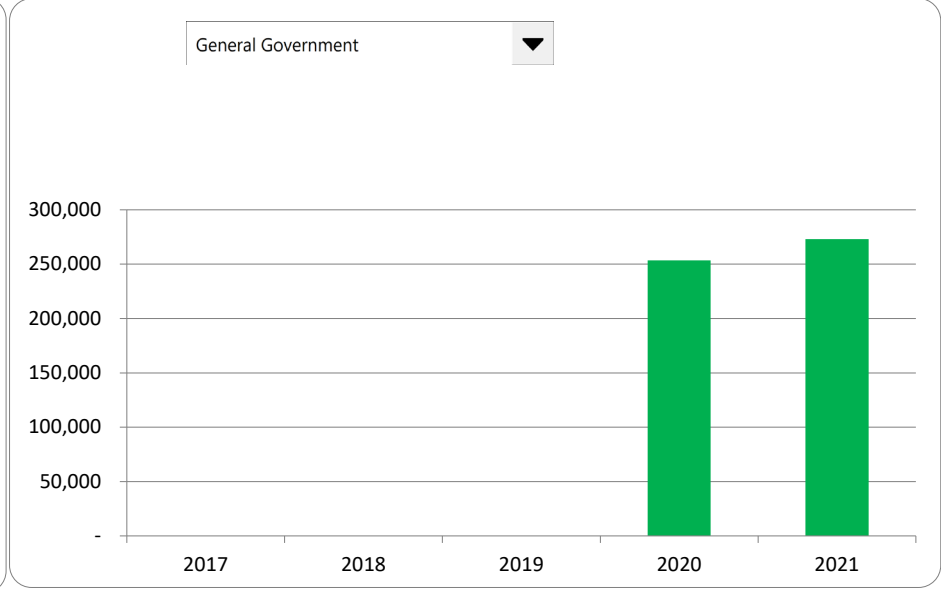
**2. Compared to the prior year**

	<u>2020</u>	<u>2021</u>	<u>% change</u>
General Government	\$ 253,550	\$ 273,063	7.70%
Police & Fire	308,642	370,423	20.02%
Other Public Safety	-	-	N/A
Roads	-	-	N/A
Other Public Works	844,330	512,444	-39.31%
Health & Welfare	-	-	N/A
Community/Econ. Development	43,786	1,807	-95.87%
Recreation & Culture	111,960	94,015	-16.03%
Capital Outlay	-	-	N/A
Debt Service	9,417	-	-100.00%
Other Expenditures	121,769	198,200	62.77%
<b>Total Expenditures</b>	<b>\$ 1,693,454</b>	<b>\$ 1,449,952</b>	<b>-14.38%</b>

**3. Spending per capita - compared to the prior year**



**4. Historical trends of individual departments:**



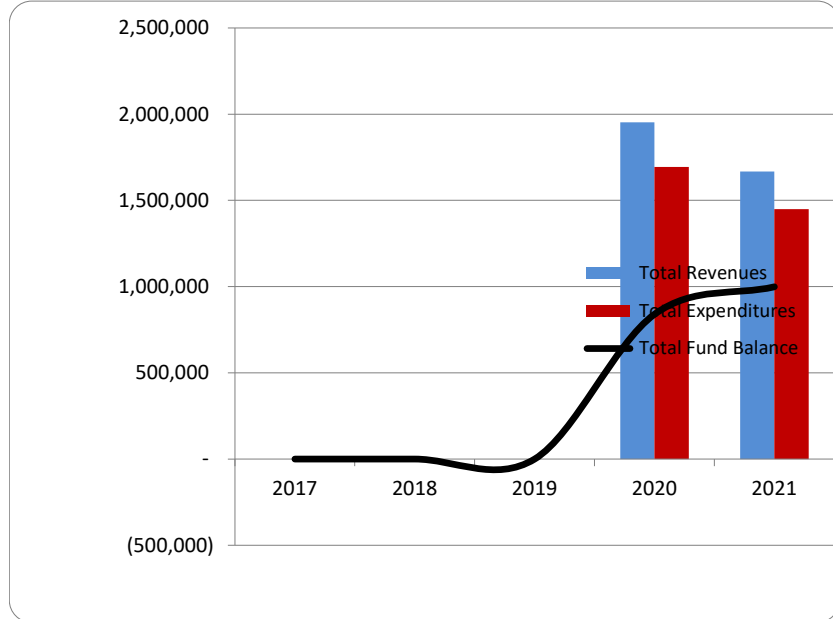
Commentary:

For more information on our unit's finances, contact Jennie Duncan at 231-734-2181.

**CITIZEN'S GUIDE TO LOCAL UNIT FINANCES - City of Evert (67-2010)**

**FINANCIAL POSITION**

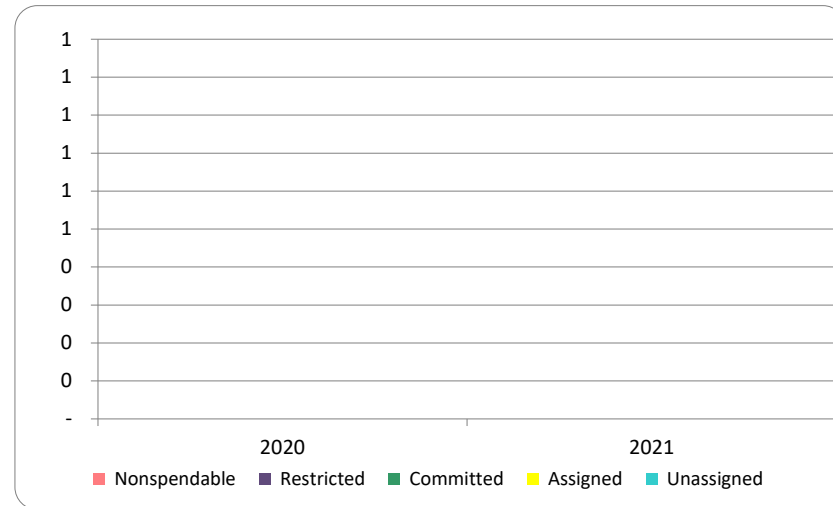
1. How have we managed our governmental fund resources (fund balance)?



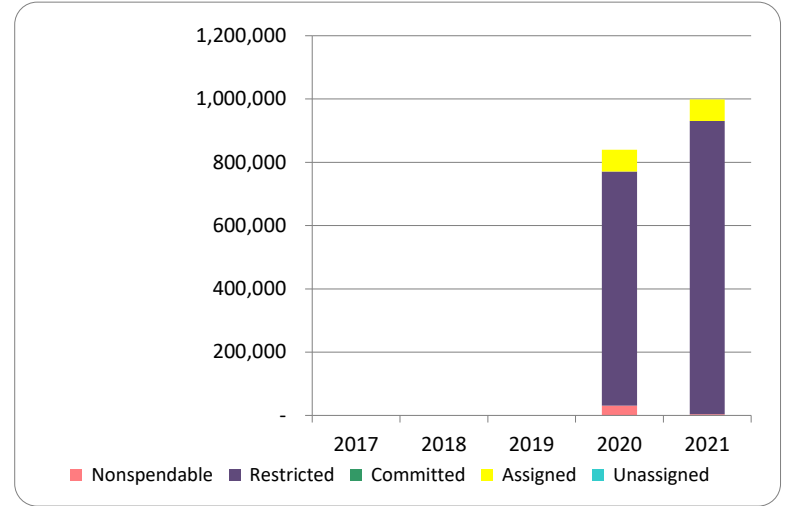
2. Compared to the prior year

	<u>2020</u>	<u>2021</u>	<u>% change</u>
Revenue	1,953,226	1,667,493	-14.63%
Expenditures	1,693,454	1,449,952	-14.38%
Surplus (shortfall)	259,772	217,541	-16.26%
Fund balance, by component:			
Nonspendable	30,640	3,990	-86.98%
Restricted	740,247	926,697	25.19%
Committed	-	-	N/A
Assigned	68,751	68,164	-0.85%
Unassigned	-	-	N/A
total fund balance	839,638	998,851	18.96%

3. Fund balance per capita - compared to the prior year



4. Historical trends of individual components



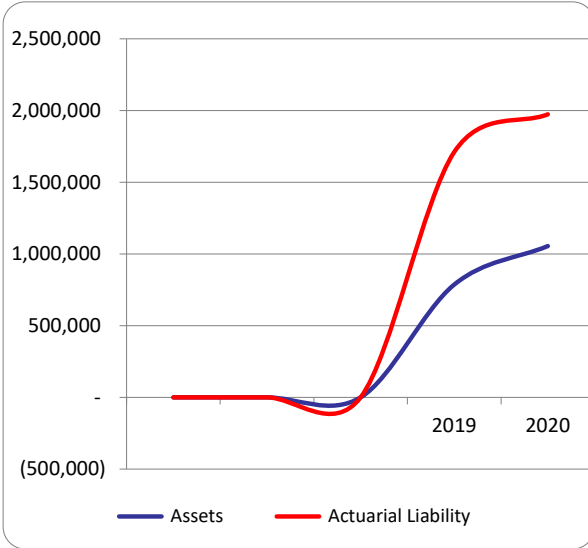
Commentary:

For more information on our unit's finances, contact Jennie Duncan at 231-734-2181.

**CITIZEN'S GUIDE TO LOCAL UNIT FINANCES - City of Evert (67-2010)**

**OTHER LONG TERM OBLIGATIONS**

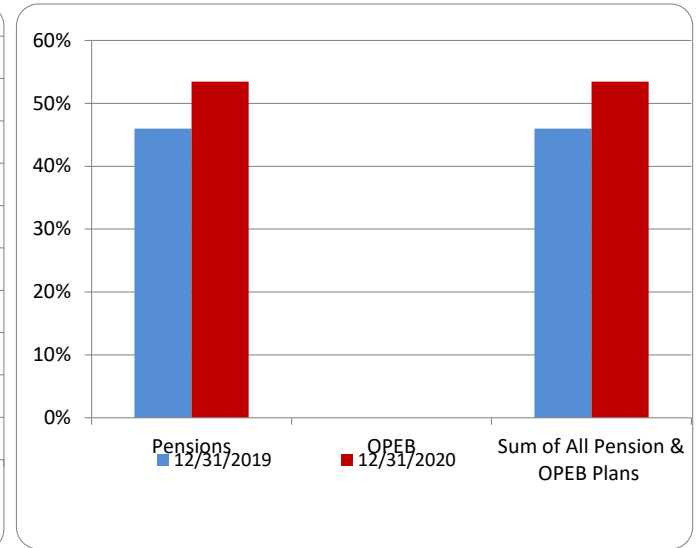
1. Pension funding status



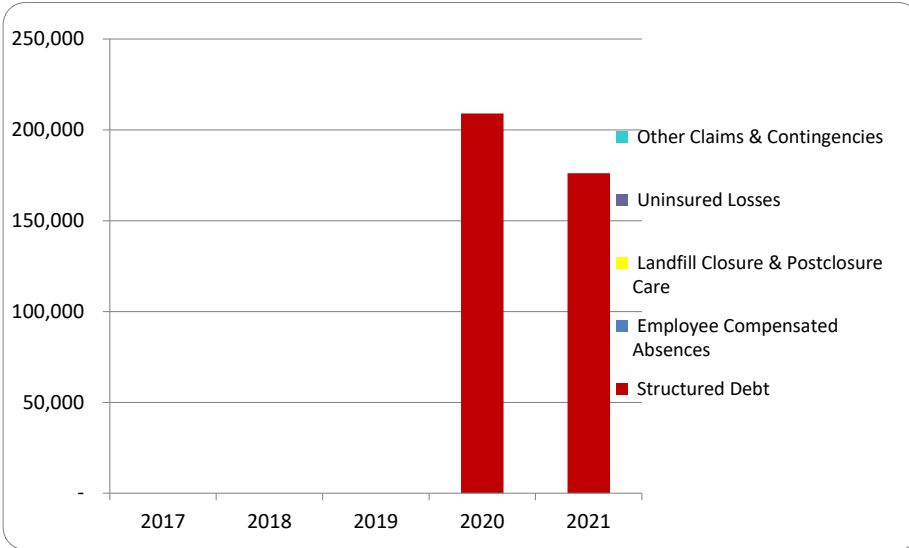
2. Retiree Health care funding status



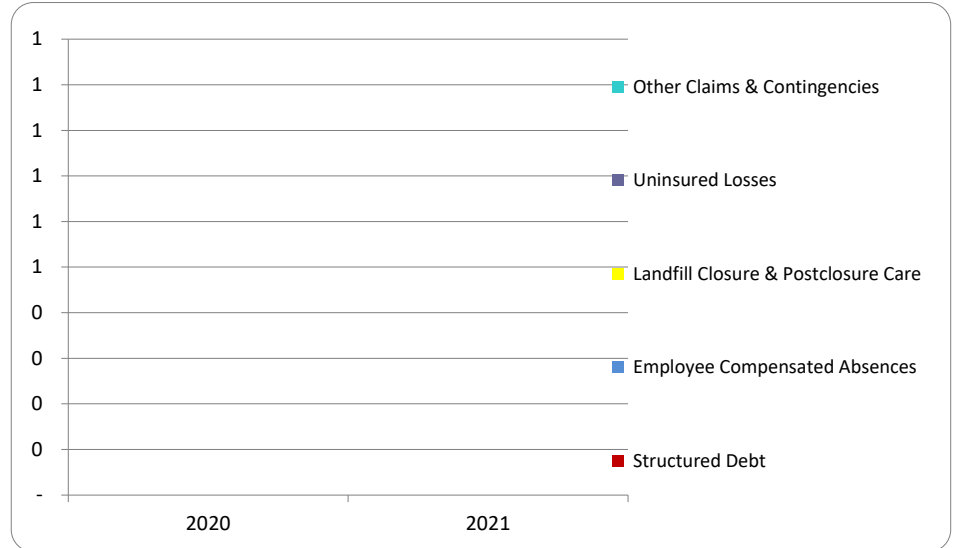
3. Percent funded - compared to the prior year



4. Long Term Debt obligations:



5. Debt & other long term obligations per capita - compared to the prior year



Commentary: