

COUNTY

Edgecombe, NC

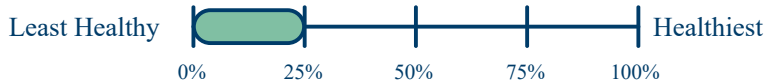
2023 ▼

Rank #99 of 100 ranked counties in North Carolina

## Health Outcomes

Health outcomes represent how healthy a county is right now, in terms of length of life but quality of life as well.

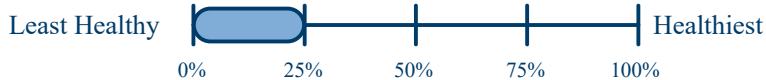
Edgecombe (ED) is ranked among the least healthy counties in North Carolina (Lowest 0%-25%).

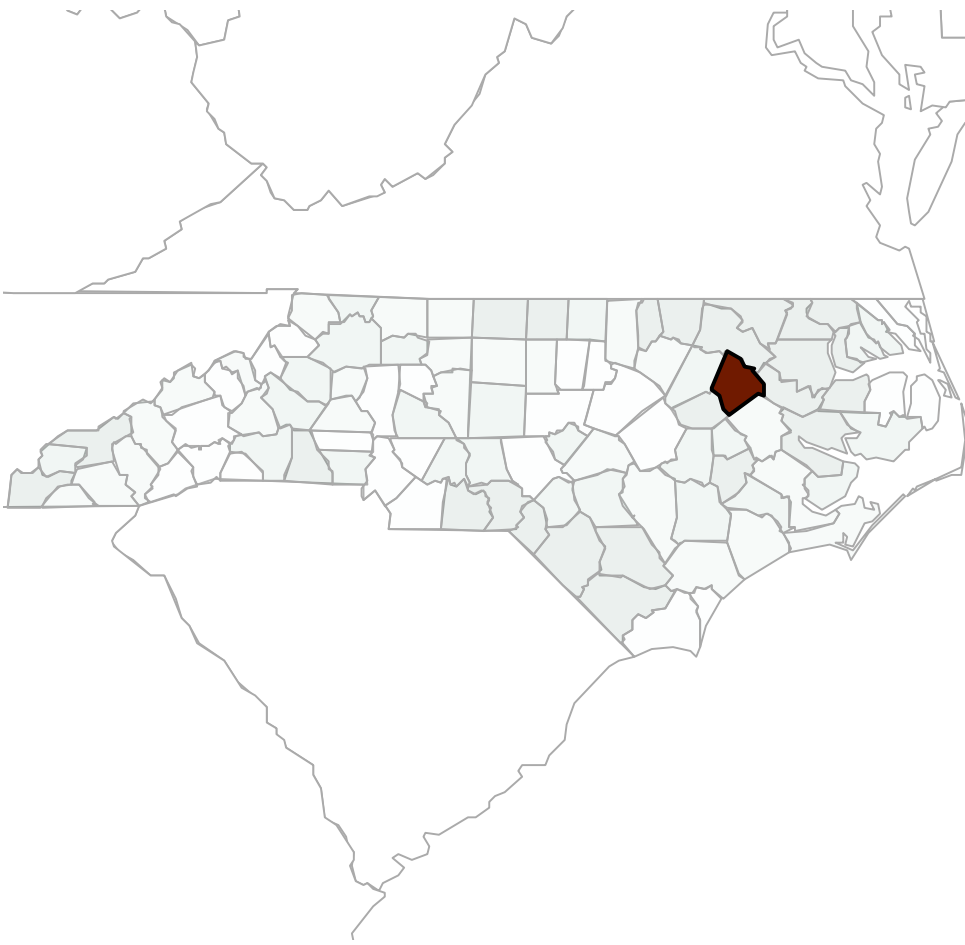


## Health Factors

Health Factors represent those things we can modify to improve the length and quality of life for residents.

Edgecombe (ED) is ranked among the least healthy counties in North Carolina (Lowest 0%-25%).





## County Demographics

The health of a place results from past and present policies and practices. The land known as Edgecombe County, along with the entirety of the U.S., has been home for many thousands of years to hundreds of Indigenous nations. Native Land Digital "strives to create and foster conversations about the history of colonialism, Indigenous ways of knowing, and settler-Indigenous relations."

Edgecombe County, North Carolina is Metropolitan (intersecting an urban core area of 50,000 or more population) and is connected to the city of Rocky Mount. In Edgecombe County, 45.3% of the population lives in a low population density area (500 or fewer people per square mile and less than 2,500 people).

[Show More](#)












## County Snapshot

- Show areas to explore
- Show areas of strength



## Trends Available

Health Outcomes					
		Edgecombe (ED) County	North Carolina	United States	
Length of Life					—
Premature Death		14,300	8,000	7,300	
Quality of Life		Edgecombe (ED) County	North Carolina	United States	—
Poor or Fair Health		20%	14%	12%	
Poor Physical Health Days		3.8	3.0	3.0	
Poor Mental Health Days		4.7	4.1	4.4	
Low Birthweight		13%	9%	8%	
Additional Health Outcomes (not included in overall ranking)					+
Health Factors					
		Edgecombe (ED) County	North Carolina	United States	
Health Behaviors					—
Adult Smoking		23%	17%	16%	
Adult Obesity		40%	34%	32%	
Food Environment Index		6.5	6.5	7.0	
Physical Inactivity		29%	22%	22%	
Access to Exercise Opportunities		68%	75%	84%	
Excessive Drinking		14%	17%	19%	
Alcohol-Impaired Driving Deaths		35%	26%	27%	
Sexually Transmitted Infections		1,150.1	616.3	481.3	
Teen Births		38	21	19	
Additional Health Behaviors (not included in overall ranking)					+
		Edgecombe (ED) County	North Carolina	United States	
Clinical Care					—
Uninsured		11%	13%	10%	
Primary Care Physicians		2,990:1	1,410:1	1,310:1	

Dentists		3,720:1	1,660:1	1,380:1	
Mental Health Providers		1,420:1	340:1	340:1	
Preventable Hospital Stays		3,872	3,146	2,809	
Mammography Screening		44%	43%	37%	
Flu Vaccinations		53%	55%	51%	
Additional Clinical Care (not included in overall ranking)					
Social & Economic Factors		Edgecombe (ED) County	North Carolina	United States	
High School Completion		85%	89%	89%	
Some College		52%	69%	67%	
Unemployment		8.5%	4.8%	5.4%	
Children in Poverty		33%	18%	17%	
Income Inequality		5.5	4.7	4.9	
Children in Single-Parent Households		50%	27%	25%	
Social Associations		11.6	11.1	9.1	
Injury Deaths		117	82	76	
Additional Social & Economic Factors (not included in overall ranking)					
Physical Environment		Edgecombe (ED) County	North Carolina	United States	
Air Pollution - Particulate Matter		7.7	7.8	7.4	
Drinking Water Violations		No			
Severe Housing Problems		20%	14%	17%	
Driving Alone to Work		81%	77%	73%	
Long Commute - Driving Alone		32%	34%	37%	
Additional Physical Environment (not included in overall ranking)					

Note: Blank values reflect unreliable or missing data.