



Kara Bettis
Eagle County Coroner
Office: (970) 328 - 8864
Fax: (877) 766 - 2915
coroner@eaglecounty.us
www.eaglecounty.us

Eagle County Coroner's Office 2023 Annual Report

Prepared by Chief Deputy Coroner McKenna Peoples

Purpose:

This report is designed to provide a statistical analysis of deaths occurring within Eagle County, under the jurisdiction of the Eagle County Coroner's Office (ECCO) for the year 2023. Eagle County was named after the Eagle River which begins in the eastern portion of the county and collides with the Colorado River at the western county line. Encompassing nearly 1,700 square miles, Eagle County is the start of Colorado's western slope. According to United States Census data from 2020, Eagle County is home to 55,731 year-round residents. Eagle County has two world-renowned luxury ski resorts, Vail and Beaver Creek. The temporary population can fluctuate to nearly triple the annual average during peak winter and summer tourist seasons. Many visitors and residents enjoy all the Rocky Mountains have to offer in the Eagle Valley including skiing-related activities, mountain biking, white-water rafting, off-road trailing, fly fishing, and more.

Role:

The role of the Eagle County Coroner's Office is to determine the cause and manner of death per Colorado Revised Statutes 30-10-606 for deaths that have occurred in Eagle County or for those whose event leading to death have occurred in Eagle County. The Eagle County Coroner and Deputy Coroners serve the community 24 hours a day, 7 days a week, 365 days a year.

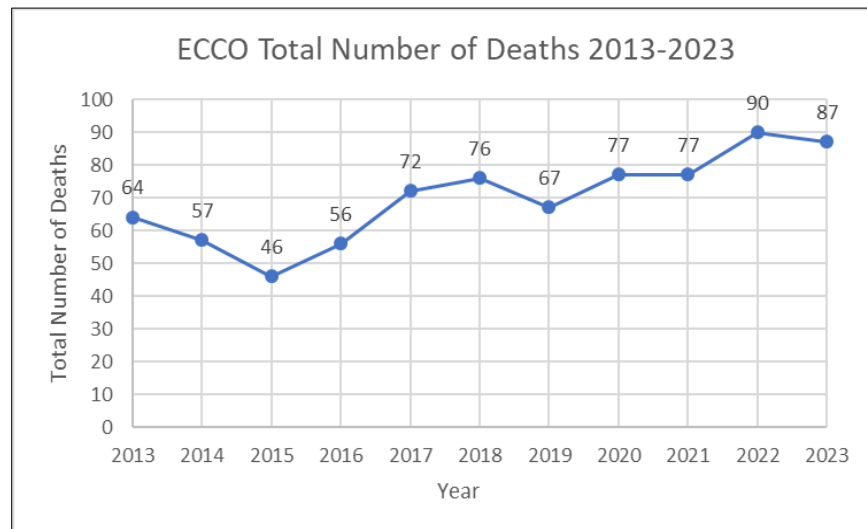
The Eagle County Coroner's Office investigates deaths under the following circumstances per Colorado Revised Statutes 30-10-606:

- If the death is or may be unnatural as a result of external influences, violence, or injury;
- Due to the influence of or the result of intoxication by alcohol, drugs, or poison;

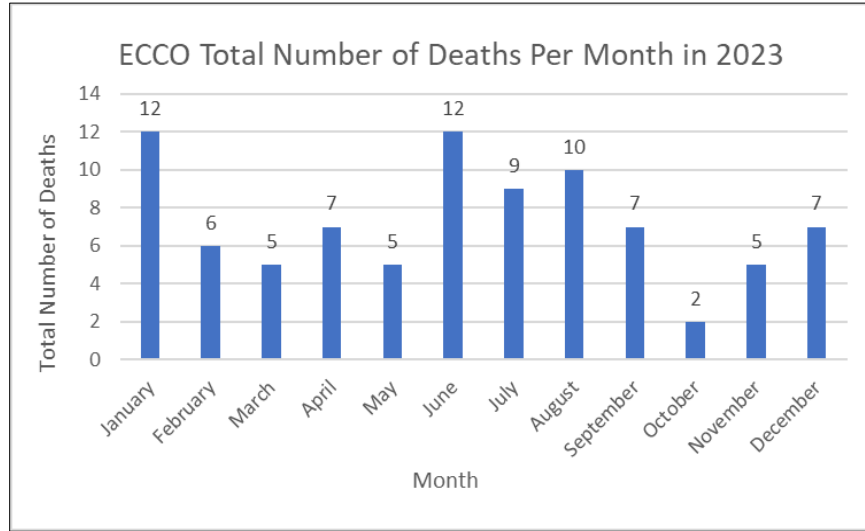
- As a result of an accident, including at the workplace;
- When the death of an infant or child is unexpected or unexplained;
- When no physician is in attendance or when, though in attendance, the physician is unable to certify the cause of death;
- From a death that occurs within twenty-four hours of admission to a hospital;
- From a disease which may be hazardous or contagious or which may constitute a threat to the health of the general public;
- If the death occurs from the action of a peace officer or while in the custody of law enforcement officials or while incarcerated in a public institution;
- When the death was sudden and happened to a person who was in apparent good health;
- When a body is unidentifiable, decomposed, charred, or skeletonized; or
- Circumstances that the coroner otherwise determines may warrant further inquiry to determine cause and manner of death or further law enforcement investigation.

Statistics:

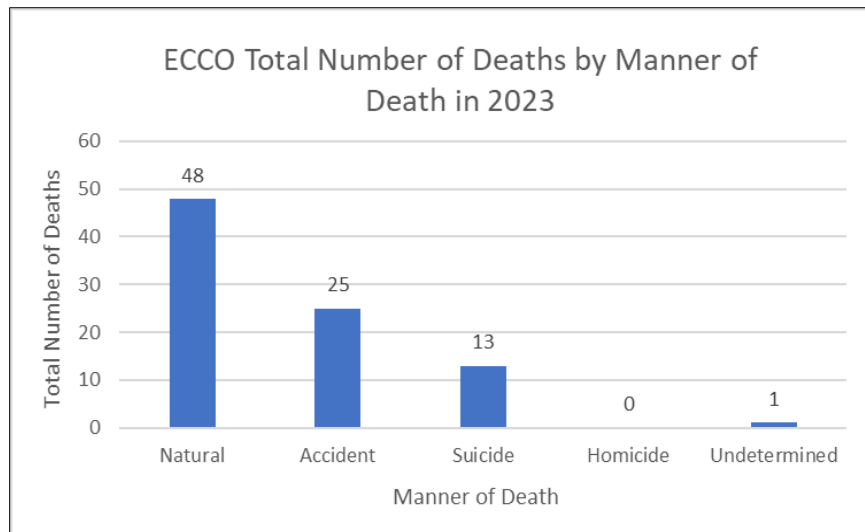
a. Historical Data: Total Number of Deaths From 2013-2023



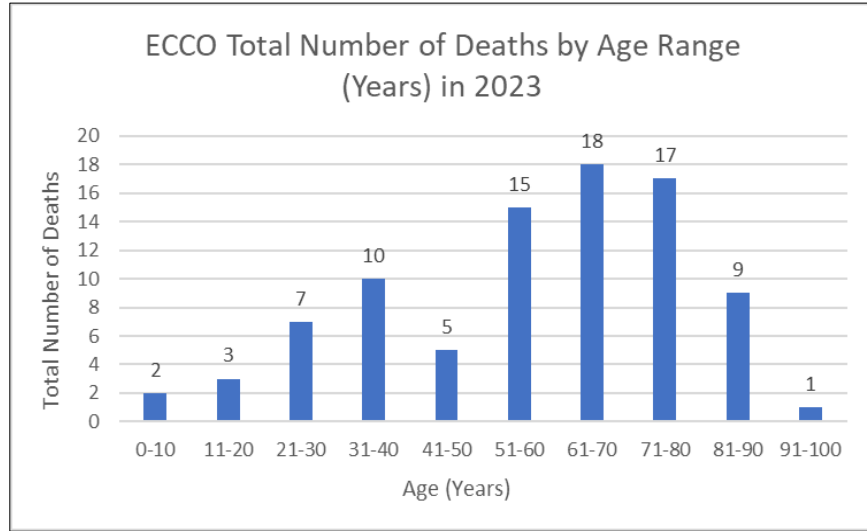
b. Total Number of Deaths Per Month in 2023



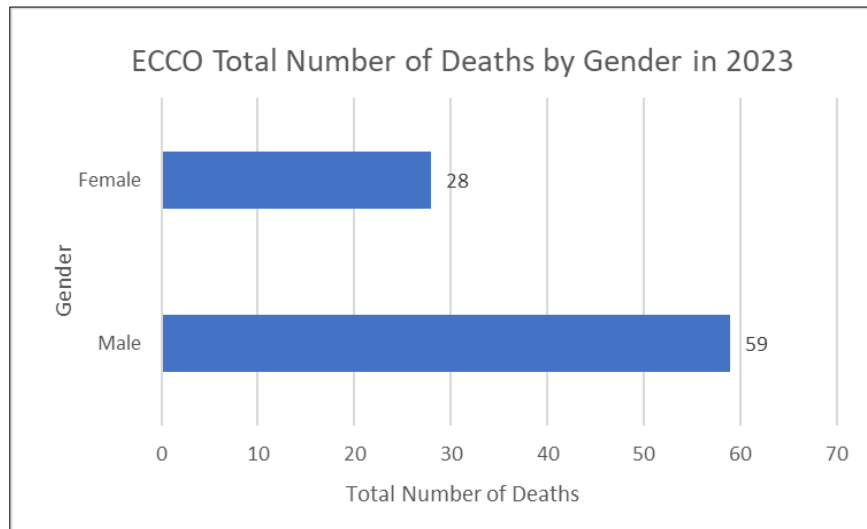
c. Total Number of Deaths by Manner of Death in 2023



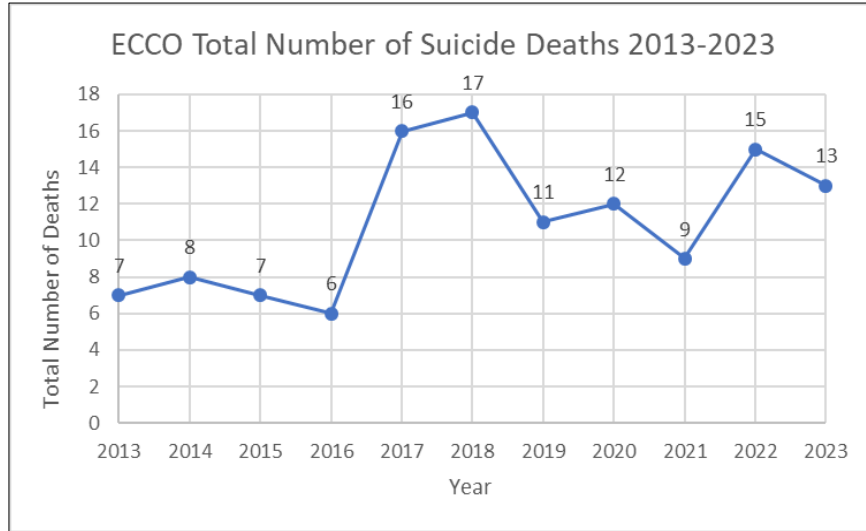
d. Total Number of Deaths by Age Range in 2023



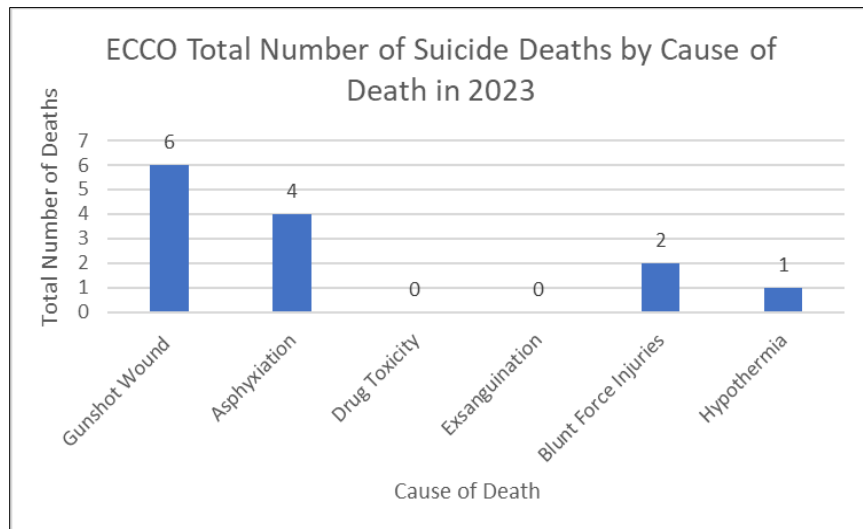
e. Total Number of Deaths by Gender in 2023



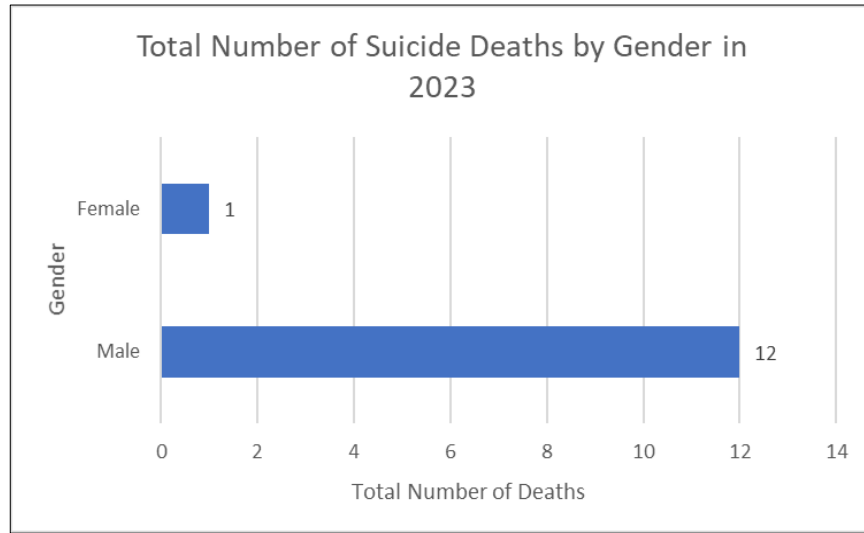
f. Historical Suicide Data: Total Number of Suicides From 2013-2023



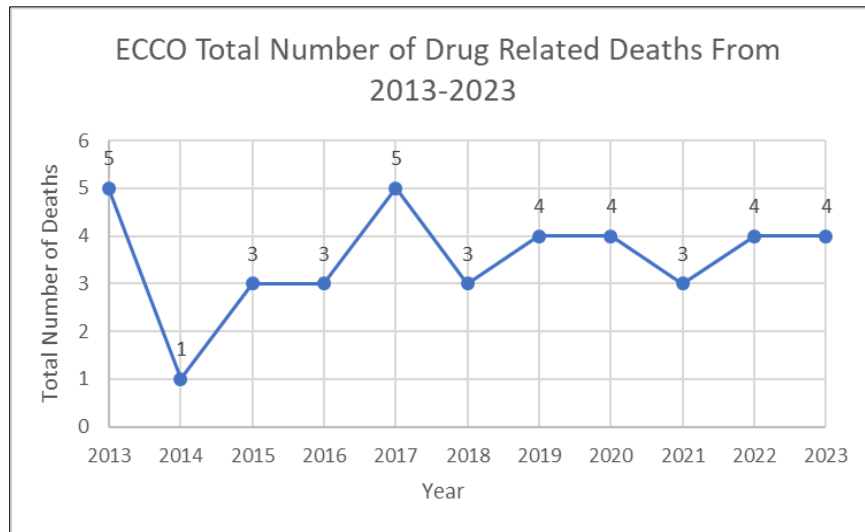
g. Suicide Data: Total Number of Deaths by Cause of Death in 2023



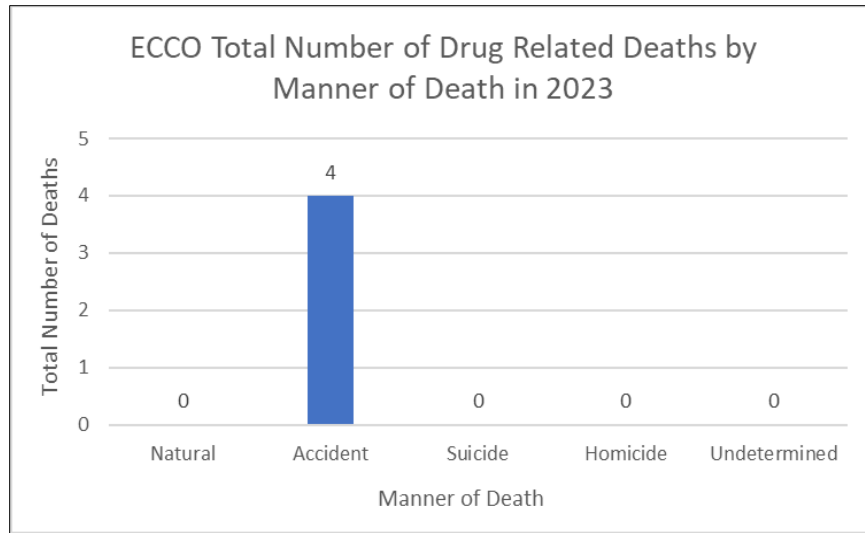
h. Suicide Data: Suicide Deaths by Gender in 2023



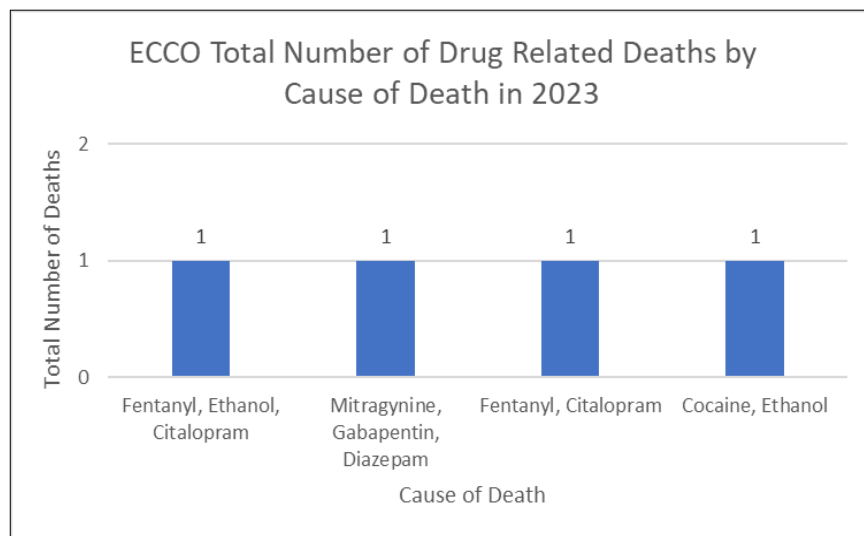
i. Historical Drug Related Death Data: Total Number of Drug Related Deaths From 2013-2023



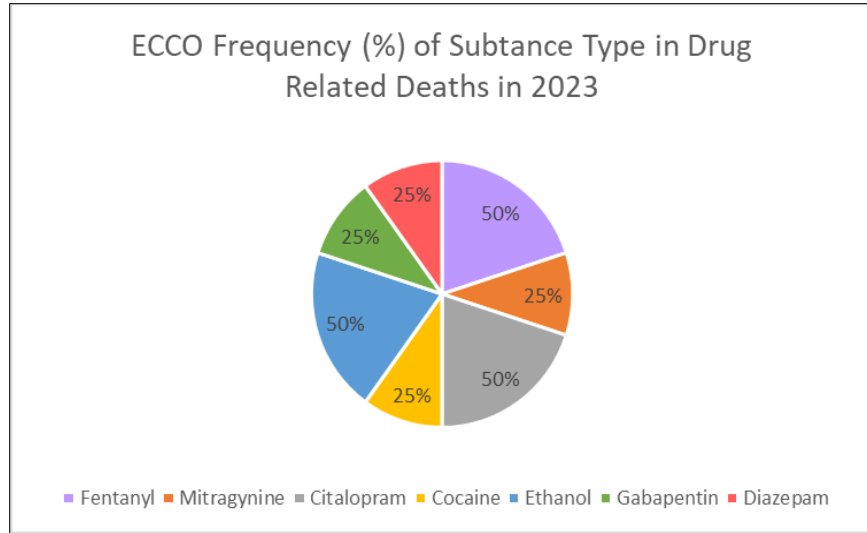
j. Drug Related Deaths: Total Number of Drug Related Deaths by Manner of Death in 2023



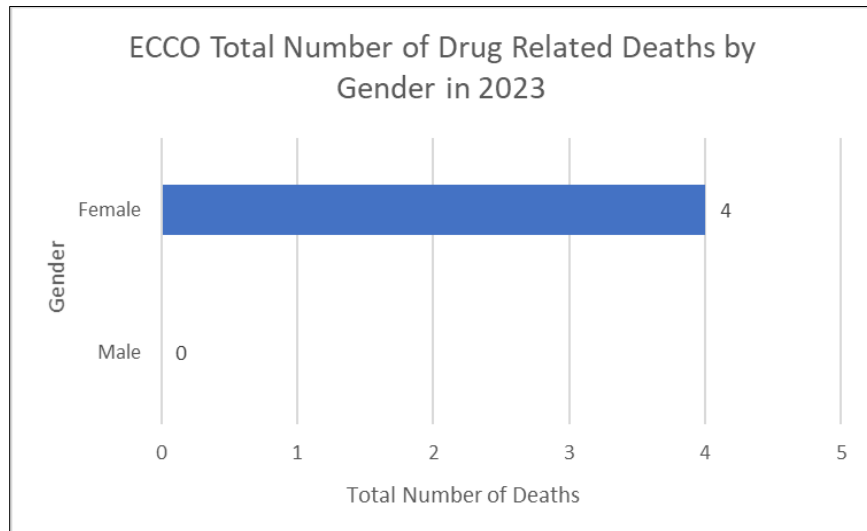
k. Drug Related Deaths: Total Number of Drug Related Deaths by Cause of Death in 2023



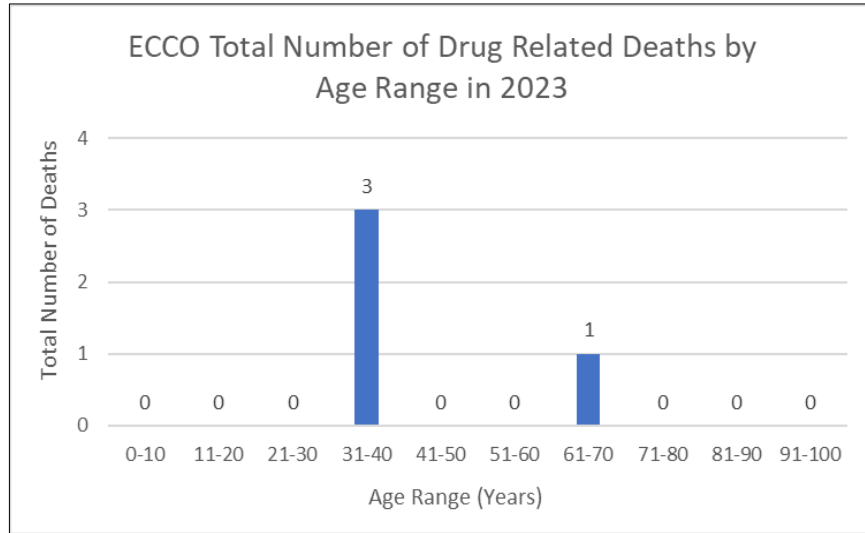
I. Drug Related Deaths: Frequency (%) of Substance Type in Drug Related Deaths in 2023



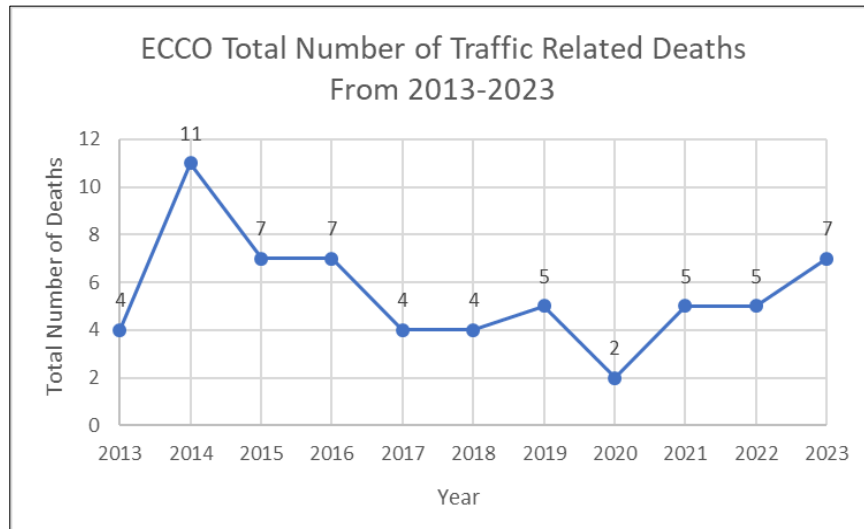
m. Drug Related Deaths: Total Number of Drug Related Deaths by Gender in 2023



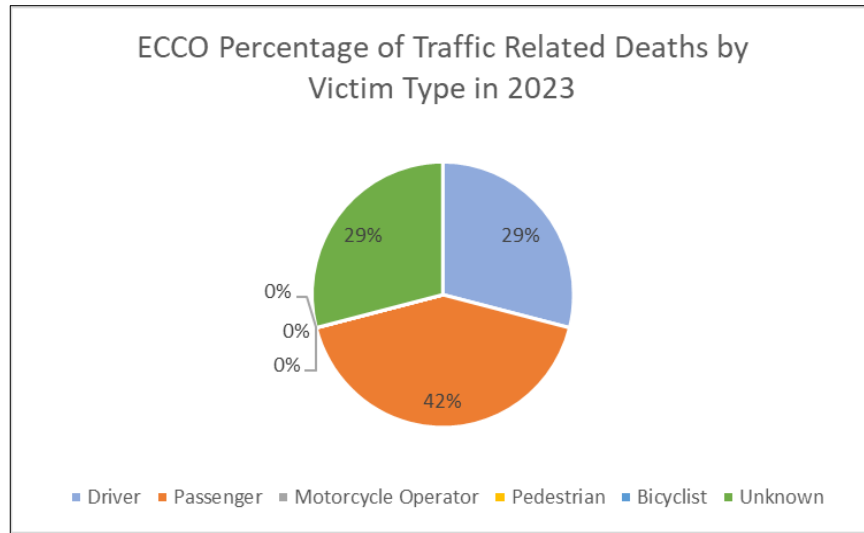
- n. Drug Related Deaths: Total Number of Drug Related Deaths by Age Range in 2023



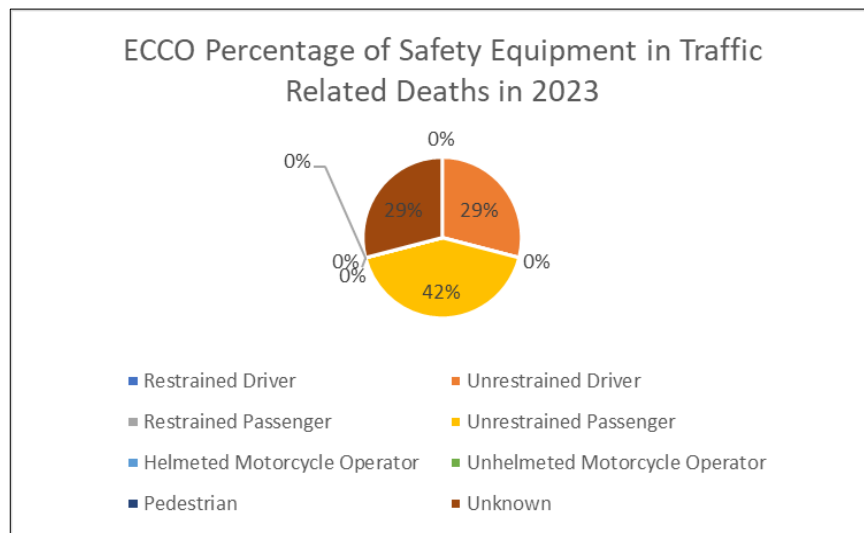
- o. Historical Traffic Related Death Data: Total Number of Traffic Related Deaths from 2013-2023 (motor vehicle, motorcycle, tractor, bicycle, or a pedestrian involved in a motor vehicle-pedestrian incident)



p. Traffic Related Deaths: Percentage of Traffic Related Deaths by Victim Type in 2023



q. Traffic Related Deaths: Percentage of Safety Equipment in Traffic Related Deaths in 2023



Trends and Observations:

- There has been a 26% increase in the total number of deaths per year from 2013-2023, likely due to population increase. According to US Census Data from 2010, the population of Eagle County in 2013 was 52,197 year-round residents.
- There were no homicides in 2023.
- There was nearly double the amount of deaths of males versus females in 2023.
- The average number of suicide deaths per year between the years 2013-2023 was approximately 12, with a 46% increase of suicide deaths from 2013-2023.
- Males accounted for 91.7% of all suicide deaths in 2023.
- Suicide deaths accounted for approximately 15% of the total number of deaths in 2023.
- Drug related deaths accounted for 4.6% of the total number of deaths in 2023.
- There were no male drug related deaths in 2023.
- Fentanyl was present in 50% of all drug related deaths in 2023.
- 71% of traffic related deaths in 2023 were individuals who were unrestrained (not wearing a seatbelt).
- There were no pedestrian traffic related deaths in 2023.