



# DUPAGECOUNTY

## 2021 COMMUNITY SERVICES ANNUAL REPORT

### Performance Measures



### Family Center

3,817	Children Served
868	Parents Provided With Mediation Services
4,216	Neutral Exchanges At Family Center
686	Number of Supervised Parenting Time Sessions



### Housing Supports And Self-Sufficiency

11	Families That Graduated From The FSS Program
213	Households Enrolled In Case Management/FSS
4,465	Persons Provided With Homeless Prevention Service

Proud To Support



Join In Helping Others. We Are In It Together.

### Giving DuPage

2,855	Total Number Of Donors For Giving DuPage Days
1,232	Residents Who Volunteered Via The Website
\$392,296	Funds Raised By Giving DuPage Days
1,065	New Users/Volunteers Registered On Website
373	Non-Profit Agencies Listing Volunteer Opportunities With Giving DuPage



### Senior Services

4,479	Seniors Provided With Home Based Services
29,224	Senior Citizens Assisted
624	Ombudsman Visits To Long-Term Care Facilities
1,869	Caregivers Provided With Information And Support
852	Adult Protective Services Cases Open

### LIHEAP

Persons Who Received Energy Assistance **6,763**

### Single Family Rehab

Households Served By Single Family Rehabilitation **14**

### Home Energy Saving

Number Of Homes Weatherized **78**

### Home Safety

Residents Benefitting From Infrastructure Improvements **4,718**

### Information And Referral

Information And Referral Calls **26,831**

### Ride DuPage

Number Of Rides Provided **27,933**

### DuPage CRIS

Number Of Community Resources In DuPageCRIS.org **1,080**  
Number Of DuPageCRIS.org Unique Visitors **36,333**

### Social Media

Number Of Facebook Followers **833**  
Number Of Instagram Followers **741**  
Number Of Twitter Followers **138**



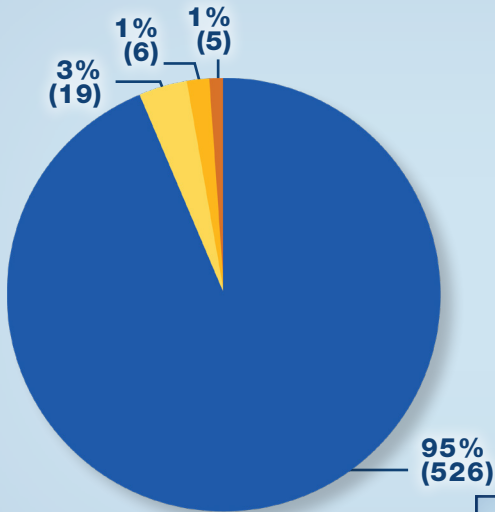
# DUPAGECOUNTY

## 2021 COMMUNITY SERVICES ANNUAL REPORT

### Community Services General Client Satisfaction Survey

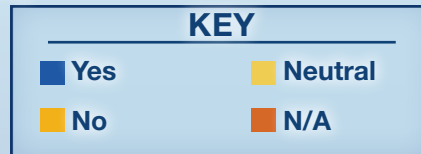
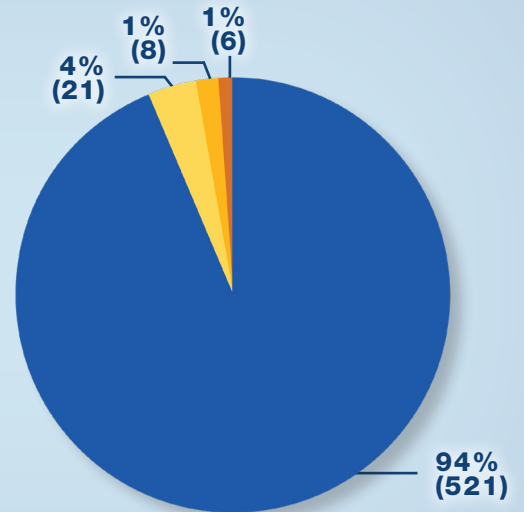
#### Question 1:

"I was helped in a timely manner"

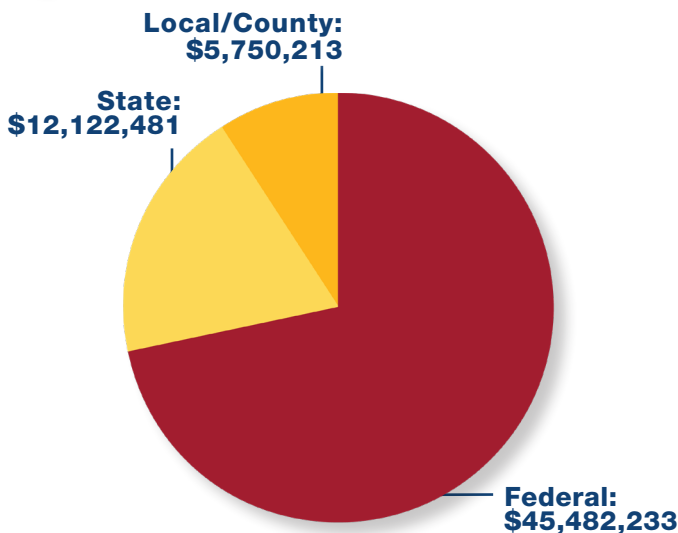


#### Question 2:

"I received information and/or services I needed"

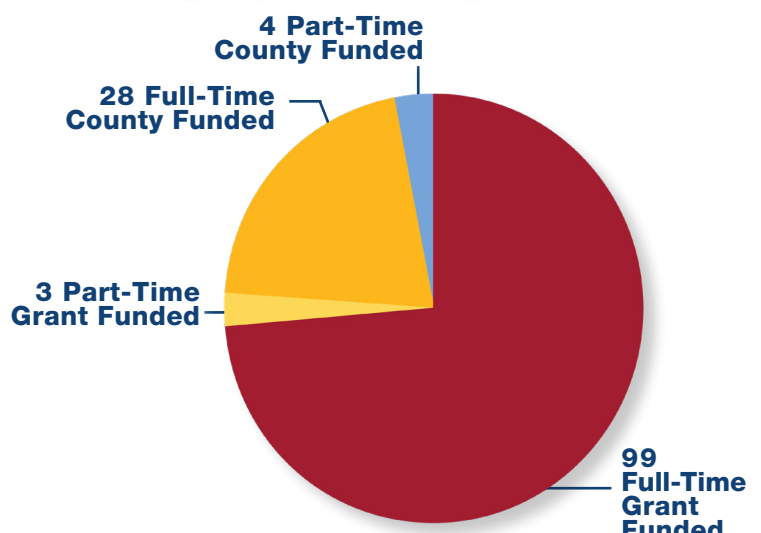


### Budget By Source



Federal Funding:	\$45,482,233
State Funding:	\$12,122,481
Local/County Funding:	\$5,750,213

### Community Services Staffing By Funding



Full-Time Grant Funded	99
Part-Time Grant Funded	3
Full-Time County Funded	28
Part-Time County Funded	4