



City of Menasha COVID-19 Data Summary

Date: October 13, 2022

CDC COVID-19 Community Levels

COVID-19 Community Levels can help individuals, families, and communities make decisions based on their local COVID-19 data. The Centers for Disease Control and Prevention (CDC) uses the 3 metrics below to determine the COVID-19 Community Level, which is classified as Low, Medium, or High.

Current CDC COVID-19 Community Levels			
Current Status as of 9/15/22	Calumet County	Winnebago County	City of Menasha*
Community Level	Low	Low	Low
New COVID-19 Cases per 100,000 population in the past 7 days	79.86	114.6	Our CDC Community Level has remained the same since the last reporting period (9/14/22 – 9/27/22).
New COVID-19 hospital admissions per 100,000 population	7.0	4.7	
% Staffed inpatient beds in use by patients with confirmed COVID-19	3.4%	4.9%	

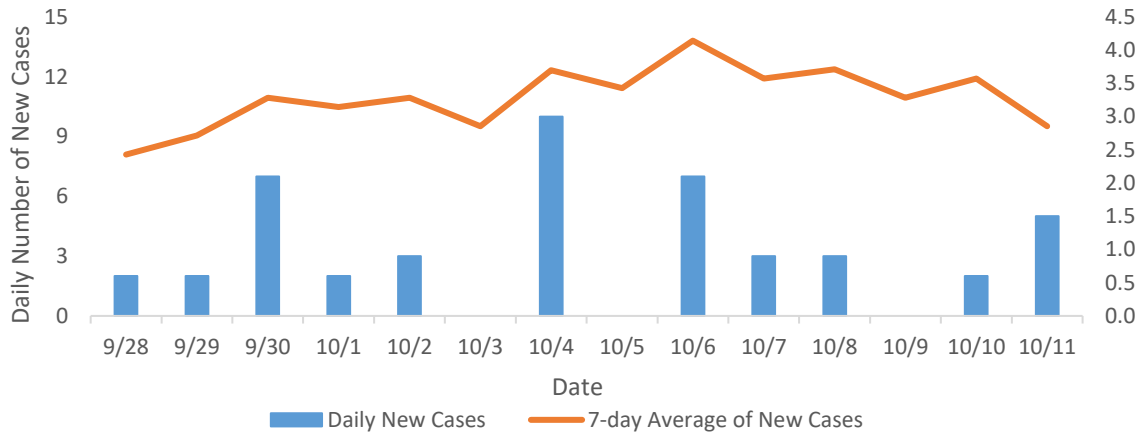
*City of Menasha residents may reside in either Calumet or Winnebago County. The City of Menasha will take the higher level of the two counties for COVID-19 Community Level indicators should the two counties differ. For more information on COVID-19 Community Levels, visit this webpage: <https://www.cdc.gov/coronavirus/2019-ncov/your-health/covid-by-county.html>

What Prevention Steps Should You Take Based on Your COVID-19 Community Level?

Low	Medium	High
<ul style="list-style-type: none"> Stay up to date with COVID-19 vaccines Get tested if you have symptoms 	<ul style="list-style-type: none"> If you are at high risk for severe illness, talk to your healthcare provider about whether you need to wear a mask and take other precautions Stay up to date with COVID-19 vaccines Get tested if you have symptoms 	<ul style="list-style-type: none"> Wear a mask indoors in public Stay up to date with COVID-19 vaccines Get tested if you have symptoms Additional precautions may be needed for people at high risk for severe illness
<p>People may choose to mask at any time. People with symptoms, a positive test, or exposure to someone with COVID-19 should wear a mask and follow isolation and quarantine guidance.</p>		

*For more information on COVID-19 Community Levels and what prevention strategies should be implemented in the community, visit this webpage: <https://www.cdc.gov/coronavirus/2019-ncov/science/community-levels.html>

Daily new cases (lab-confirmed and probable) in the City of Menasha and the 7-day average of total new cases



COVID-19 Metrics

Metric		Current Status	Change from last data summary
Case Incidence	Total confirmed and probable cases per 100,000 in the past 7 days	110.4 cases per 100,000 / 7 days	↑
Fox Valley HERC Hospital Capacity*	Percentage of hospital inpatient beds in the community that are occupied.	92.4% of inpatient beds occupied	↑
	Percentage of intensive care unit beds in the community that are occupied.	70.4% ICU beds occupied	↓
	Percentage of hospital inpatient beds in the community that are occupied by patients with COVID-19.	2.9% beds occupied by patients with COVID-19	↓

*Hospital capacity data is collected and reported at the Healthcare Emergency Readiness Coalition (HERC) level. The City of Menasha is part of HERC 6 (Fox Valley HERC). Hospital capability information can be found here: <https://www.dhs.wisconsin.gov/covid-19/hosp-data.htm#capabilities>

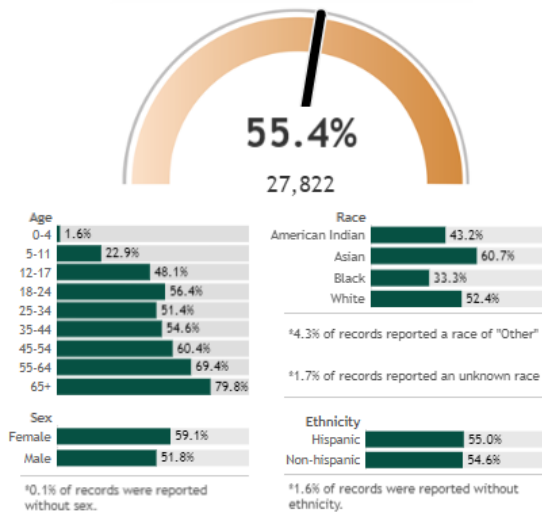
Number and percent of City of Menasha, Calumet and Winnebago County residents who have received the COVID-19 vaccine (as of October 11)

	Received at least 1 dose	Completed vaccine series	Total Booster/Additional doses (N/D=no data available)	Population
City of Menasha*	11,398 (62.9%)	10,863 (60.0%)	N/D	18,114
Calumet	28,997 (57.8%)	27,822 (55.4%)	16,318 (32.5%)	50,209
Winnebago	108,557 (63.3%)	103,251 (60.2%)	60,457 (35.2%)	171,631

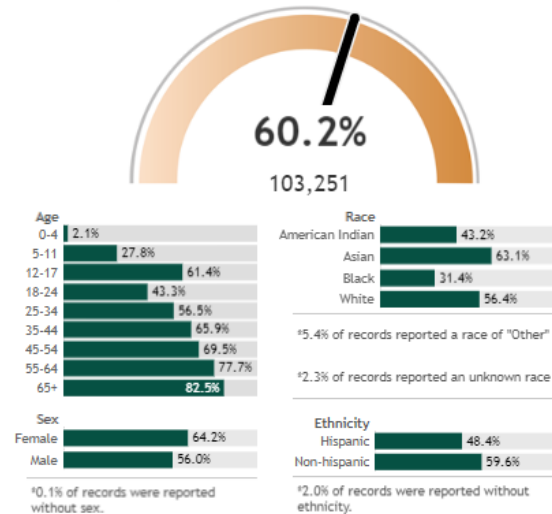
*Vaccine data was retrieved from: <https://www.dhs.wisconsin.gov/covid-19/vaccine-data.htm>. Other municipal-level demographic data is not available. To view more COVID-19 vaccine data, please visit: <https://www.dhs.wisconsin.gov/covid-19/vaccine-data.htm>

Age range and ethnicity COVID-19 vaccine data for Calumet and Winnebago County residents who have completed the vaccine series (as of October 11)

Percent of Calumet County residents who have completed the vaccine series



Percent of Winnebago County residents who have completed the vaccine series



Highlights

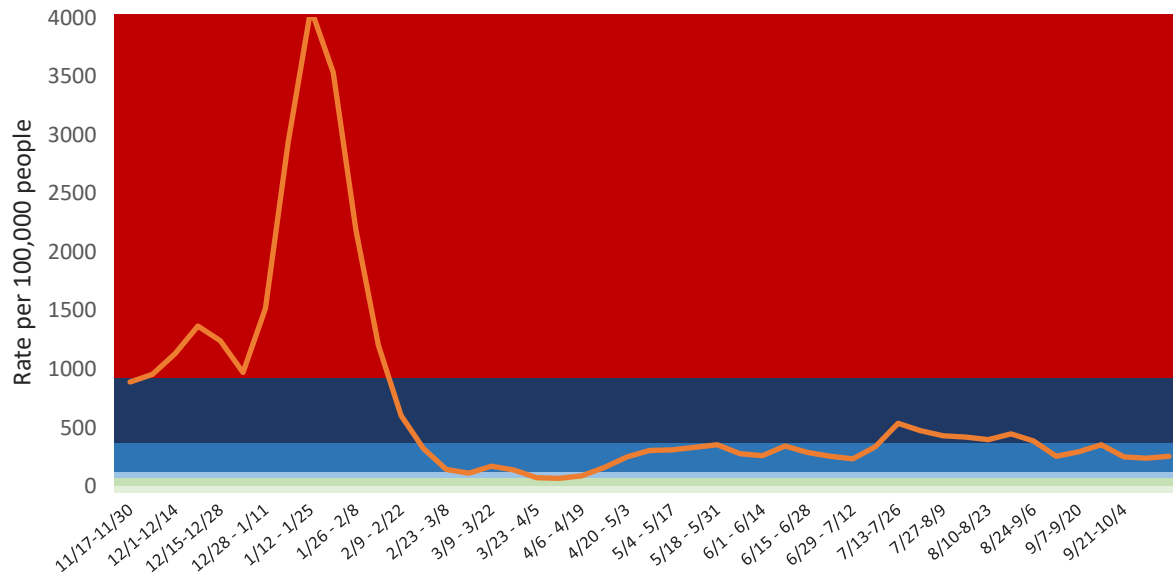
- The FDA recently authorized a new Omicron bivalent COVID-19 booster for children ages 5 to 11 years old. This authorization was supported by the CDC and WI DHS. Now, everyone 5 years and older is eligible to receive the updated booster two months after their last COVID-19 vaccine. This vaccine will be available at our upcoming vaccination clinics, **excluding the October 19th clinic**. Visit our [website](#) for more information.
- Your county's [COVID-19 Community Level](#) helps determine which prevention measures are needed to protect yourself and your family. See Page 1 of this report for more information about local COVID-19 Community Levels.
- The CDC recently updated their COVID-19 [isolation](#) and [quarantine](#) guidance. For a summary of their updated guidance, visit [this webpage](#).
- **Vaccination is the best tool to prevent serious disease, hospitalization, and death due to COVID-19.**
 - Wisconsin residents ages 6 months and older are eligible to receive the COVID-19 vaccine. Anyone 5 years or older can receive the Omicron booster 2 months after their last COVID-19 vaccine. COVID-19 vaccines are safe, effective, and free. You do not need an ID or insurance.
 - Visit the Menasha Health Department's [COVID-19 vaccine webpage](#) for clinic information.
 - If you have questions about the COVID-19 vaccine, call: 211 or 877-947-2211. Language assistance is available. Visit [vaccines.gov](#) to find a place to get your FREE COVID-19 vaccine.
 - To read more about vaccine data, see [this dashboard](#).
- COVID-19 testing is available in the community if you are in need of a test. Visit our [testing sites webpage](#) for more information. You may also order two sets of three free at-home test kits from the federal government [here](#). You may also order 5 free COVID-19 tests from [Say Yes! COVID Test](#).
- To help prevent the spread of the virus, follow current [isolation](#) and [quarantine](#) guidance if you test positive for COVID-19, have symptoms, or have been exposed.

Case count, case rate, and burden class in the City of Menasha for the past two weeks (September 28 – October 11)

	Case Count for Past 2 Weeks	Case Rate (per 100,000 people)	Burden Class*	Population
City of Menasha	46	253.9	High	18,114

*Burden Class is based on the case rate per 100,000 people in the past two weeks. See the table below for more information.

City of Menasha COVID-19 laboratory confirmed and probable case rate trend and burden by 2-week periods



Background

This data summary provides preliminary data on the cases of COVID-19 in the City of Menasha from September 28, 2022 – October 11, 2022. Data included in this report is for lab-confirmed cases and probable cases of COVID-19. A person is counted as a probable case of COVID-19 if they have a positive antigen test OR has symptoms of COVID-19 AND has a known exposure to COVID-19. Case counts utilized for all graphs and tables are based on the date public health staff received and recorded the test results. Numbers here may not represent final case counts for this reporting period.

More Information

Additional resources and information about COVID-19 can be found on the following websites:

- [City of Menasha Health Department COVID-19 webpage](#)
- [Wisconsin Department of Health Services](#)
- [Winnebago County Health Department](#)
- [Calumet County Public Health Division](#)
- [Centers for Disease Control and Prevention](#)