



City of Menasha Health Department COVID-19 Weekly Data Summary



August 20, 2020

Summary

- Currently in the City of Menasha the burden of confirmed COVID-19 cases is high and the activity level is high.
- The case rate for this 2-week period (August 5 – August 18) is 148.5 cases per 100,000 population, which is a decrease from a case rate of 188.5 cases per 100,000 population in the previous 2-week period (July 29 – August 11).
- Children age 0-19 accounted for nearly 27% of the 26 new laboratory confirmed COVID-19 cases in this 2-week period. This same age group accounts for approximately 11.5% of the cumulative number of COVID-19 cases in the City of Menasha.
- During this time period, we were saddened to report the first death of a City of Menasha resident attributed to COVID-19.
- Currently, disease investigators are able to contact all confirmed cases within 24 hours of the confirmed cases being communicated to the health department.
- The Menasha Health Department is hiring and training three (3) additional contact tracing specialists in order to make sure our health department is able to manage all City of Menasha disease and contact investigations.

More Information

Additional resources and information about COVID-19 can be found on the following websites:

- [City of Menasha Health Department COVID-19 webpage](#)
- [Wisconsin Department of Health Services](#)
- [Centers for Disease Control and Prevention](#)
- [Winnebago County Health Department](#)
- [Calumet County Public Health Division](#)

Laboratory confirmed cases of COVID-19 in the City of Menasha for the past two weeks (Aug 5 – Aug 18)

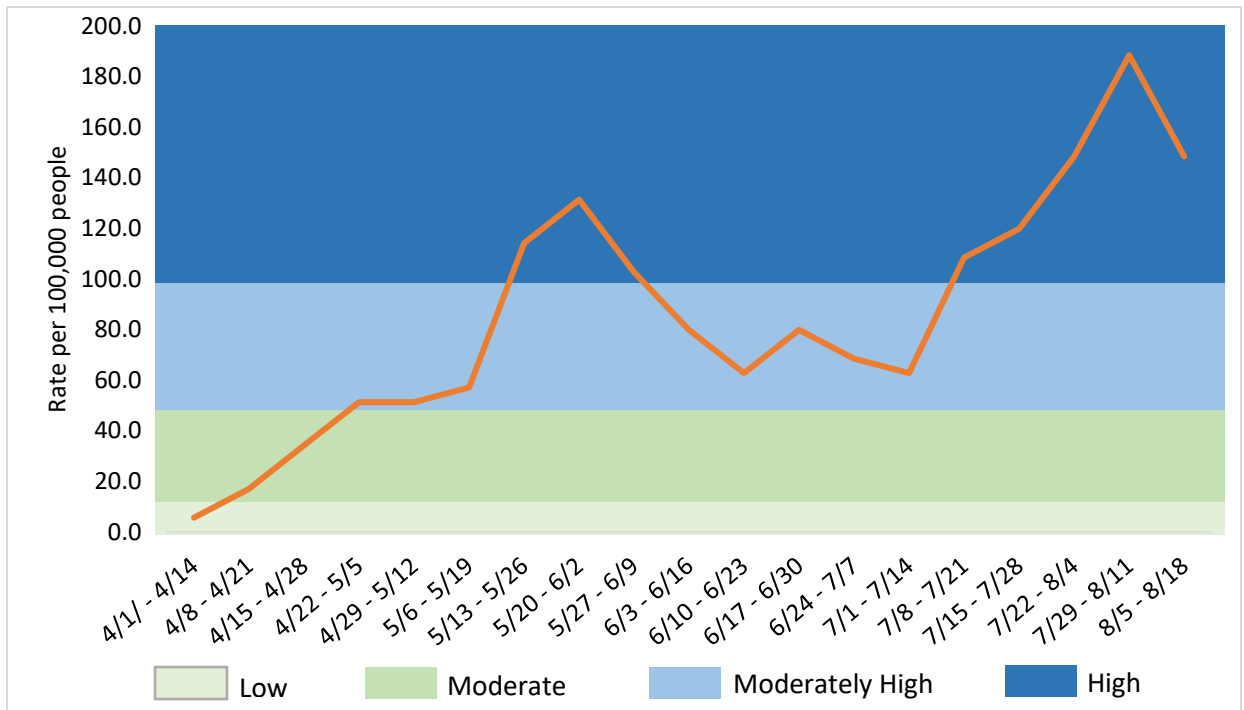
Confirmed Case Count for past 2 weeks	Case Rate (per 100,000 people)	Burden*	Population**
26	148.5	High	17,510

*Burden is based off of the case rate per 100,000 people in the past two weeks. See the next table for more information on Burden Status for the City of Menasha. Visit the DHS website for more information on this indicator at the state and county level <https://www.dhs.wisconsin.gov/covid-19/local.htm>

**Population for the City of Menasha was retrieved from https://doa.wi.gov/DIR/Final_Ests_Muni_2019.pdf

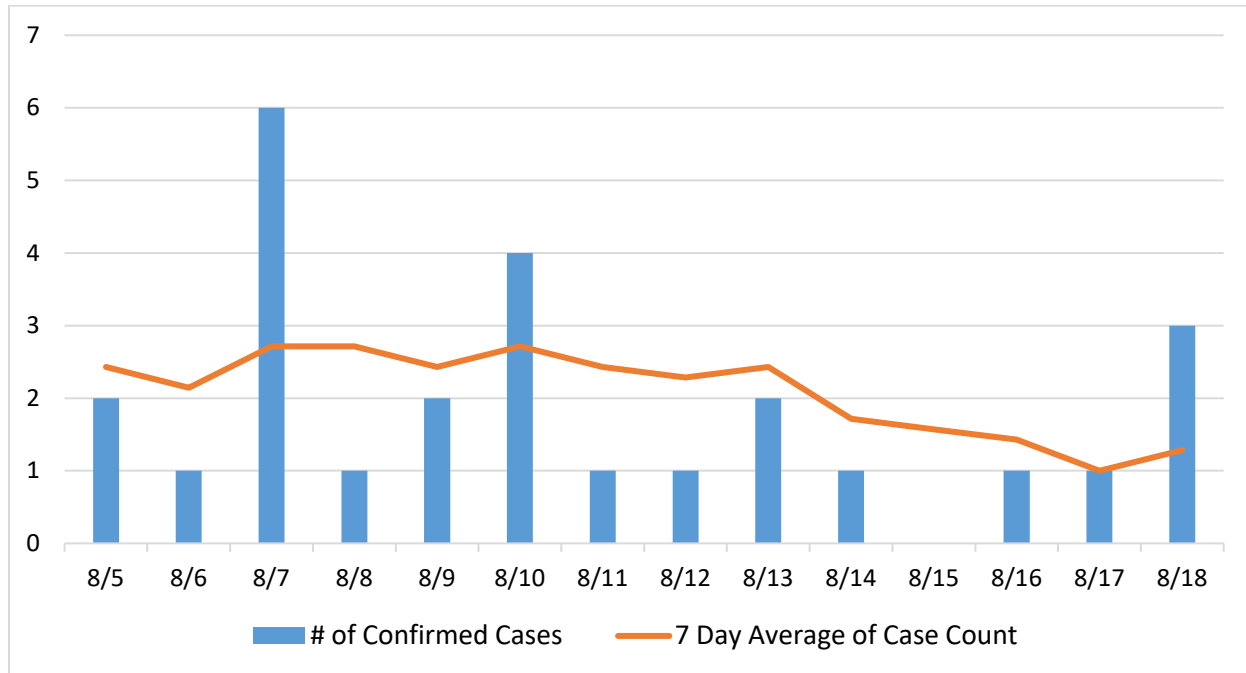
Burden Status	Case Rate per 100,000 residents in the past two weeks	City of Menasha Number of cases
Low	Case rate is less than or equal to 10.	Less than 2 cases.
Moderate	Case rate is greater than 10, but less than or equal to 50.	Greater than 1 cases, but less than or equal to 8 cases.
Moderately High	Case rate is greater than 50, but less than or equal to 100.	Greater than 8 cases, but less than or equal to 17 cases.
High	Case rate is greater than 100.	Greater than 17 cases.

City of Menasha COVID-19 case rate trend and burden by two-week periods*



*see the table above for more information about burden status.

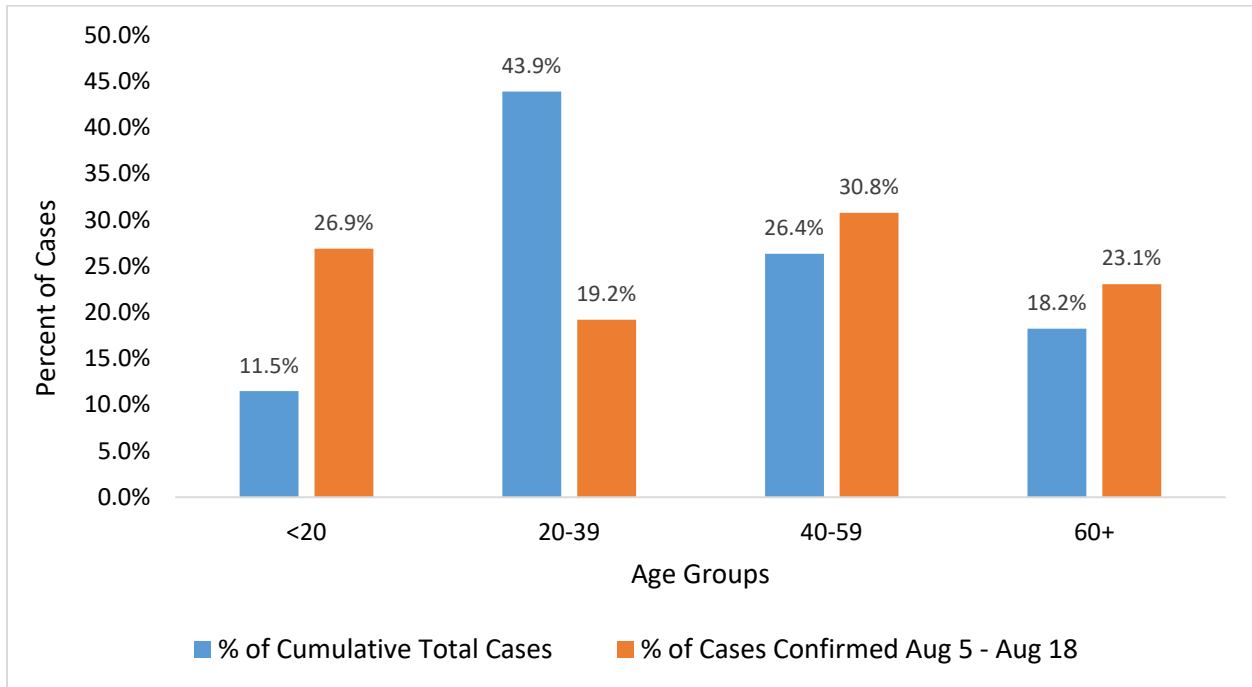
Number of confirmed COVID-19 cases by day in the City of Menasha in the past two weeks (Aug 5 – Aug 18) and the 7 day average



Number and percentage of laboratory confirmed cases of COVID-19 by age: cumulative and in the past two weeks (Aug 5 – Aug 18)

Age Group	Cumulative total cases		Cases in the past two weeks	
	Number of Cases	Percentage of Total Cases	Number of Cases	Percentage of Cases in Past Two Weeks
<20	17	11.5%	7	26.9%
20-39	65	43.9%	5	19.2%
40-59	39	26.4%	8	30.8%
60+	27	18.2%	6	23.1%
Total	148	100%	26	100%

Percentage of laboratory confirmed cases of COVID-19 by age: cumulative and in the past two weeks (Aug 5 – Aug 18)



Active cases of COVID-19 and total number of laboratory confirmed cases in the City of Menasha (as of August 18)

Active Cases		Total Cases
Number of Active Cases	Percent of Total Confirmed Cases	Total Number of Confirmed Cases
12	8.1%	148