



City of Menasha Health Department COVID-19 Weekly Data Summary



Public Health
Prevent. Promote. Protect.

October 1, 2020

Summary

- **There is significant uncontrolled community spread of COVID-19 in our community. Assume you will come in contact with the virus when you are in public. Limit your trips to essential errands only, and wear a mask if you do go out. Do not go to bars. Do not attend group gatherings.**
- Currently in the City of Menasha the burden of confirmed COVID-19 cases is very high and the activity level is very high. The case rate for this 2-week period (September 16 – September 29) is 862.4 cases per 100,000 population, which is an increase from a case rate of 570 cases per 100,000 population in the previous 2-week period (September 9 – September 22).
- The current case load is straining our disease investigation and contact tracing capacity. Due to the very high case volume, City of Menasha disease investigators were unable to contact all confirmed cases of COVID-19 within 24 hours of the confirmed cases being communicated to the health department. Our disease investigators worked with WI Department of Health Services to contact all confirmed cases.
- The Menasha Health Department has deployed three new Contact Tracing Specialists to assist with City of Menasha contact investigations. Additional staff are being trained to conduct disease investigations in order to help manage all confirmed cases of COVID-19.
- The rising number of COVID-19 cases in the City of Menasha and the entire Fox Valley region prompted the Menasha Joint School District to switch all schools to virtual learning beginning on September 25.
- A regional COVID-19 testing site is open at the Sunnyview Expo Center in Oshkosh. The site opened on September 1 and is expected to continue into December, 2020.

Background

This data summary provides preliminary data on the confirmed cases of COVID-19 from September 16 – September 29, 2020. Case counts utilized for all graphs and tables are based on the date public health staff received and recorded the test results. Numbers here may not represent final case counts for this reporting period.

More Information

Additional resources and information about COVID-19 can be found on the following websites:

- [City of Menasha Health Department COVID-19 webpage](#)
- [Wisconsin Department of Health Services](#)
- [Centers for Disease Control and Prevention](#)
- [Winnebago County Health Department](#)
- [Calumet County Public Health Division](#)



Public Health
Prevent. Promote. Protect.

Laboratory confirmed cases of COVID-19 in the City of Menasha in the past two weeks (Sept 16 – Sept 29)

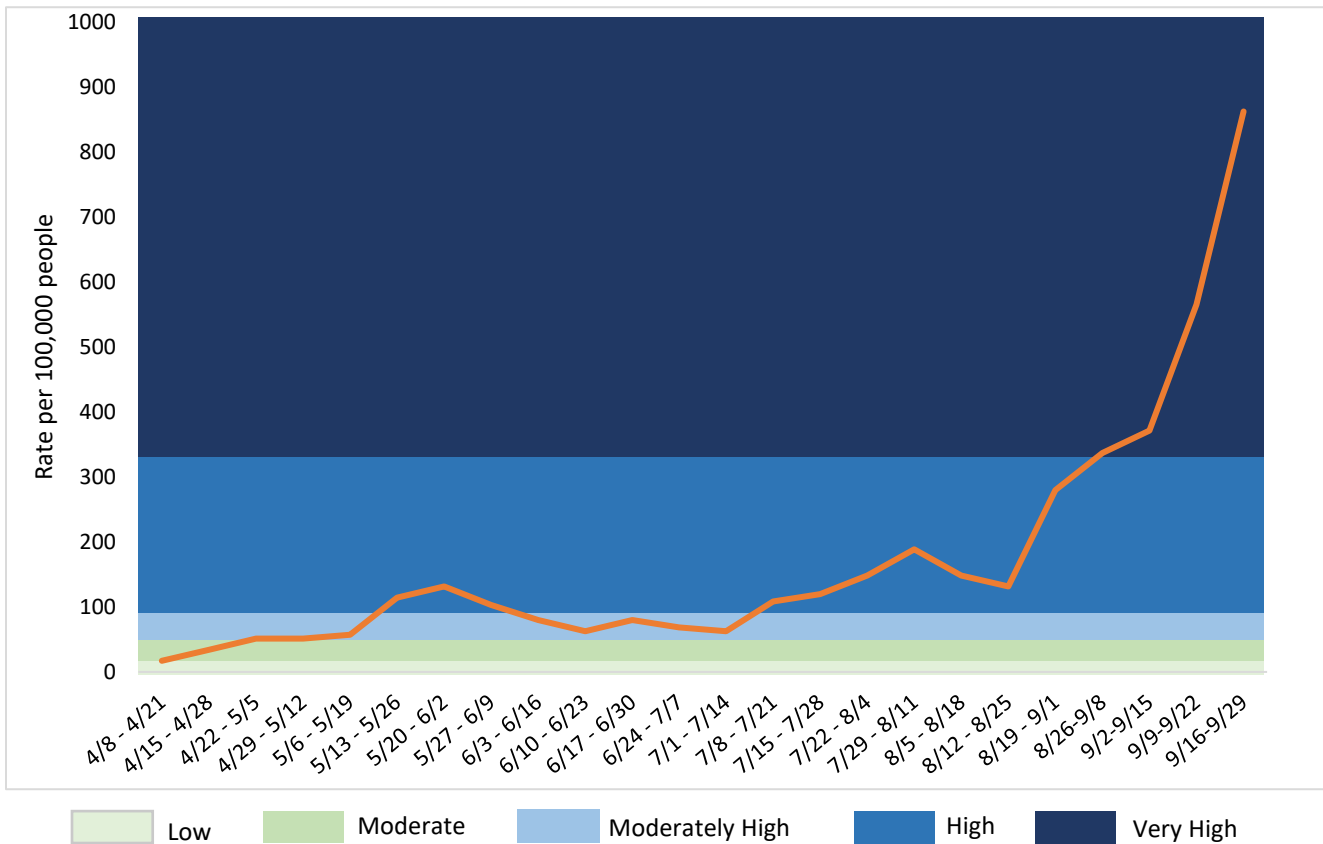
Confirmed Case Count for past 2 weeks	Case Rate (per 100,000 people)	Burden*	Population**
151	862.4	Very High	17,510

*Burden is based off of the case rate per 100,000 people in the past two weeks. See the next table for more information on Burden Status for the City of Menasha. Visit the DHS website for more information on this indicator at the state and county level <https://www.dhs.wisconsin.gov/covid-19/local.htm>

**Population for the City of Menasha was retrieved from https://doa.wi.gov/DIR/Final_Ests_Muni_2019.pdf

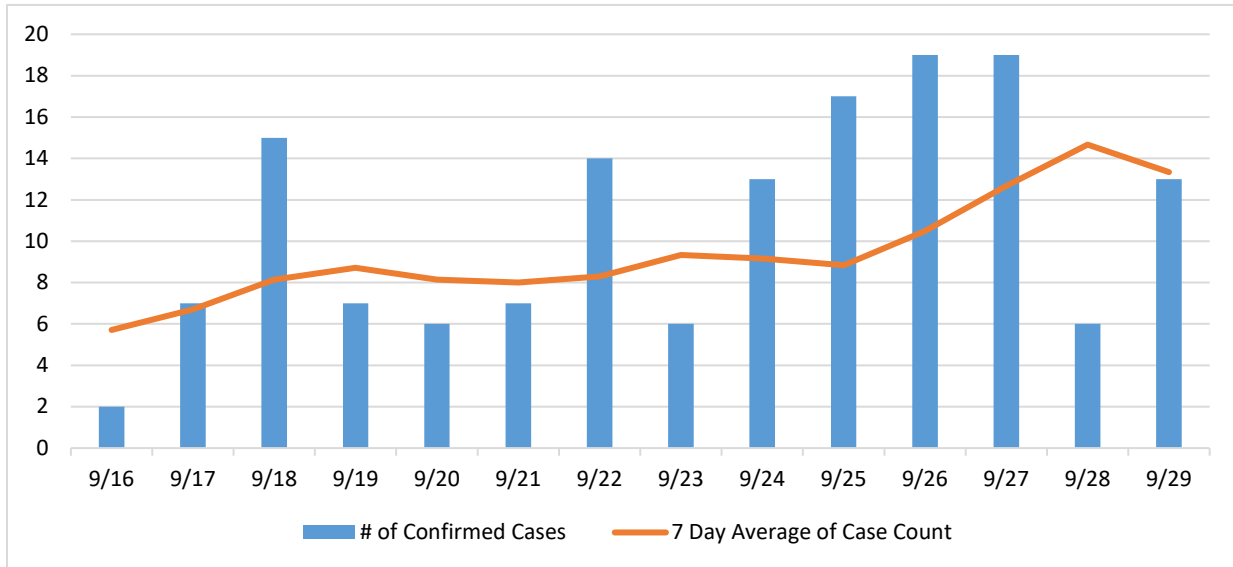
Burden Status	Case Rate per 100,000 residents in the past two weeks	City of Menasha Number of cases
Low	Case rate is less than or equal to 10.	Less than 2 cases.
Moderate	Case rate is greater than 10, but less than or equal to 50.	Greater than 1 cases, but less than or equal to 8 cases.
Moderately High	Case rate is greater than 50, but less than or equal to 100.	Greater than 8 cases, but less than or equal to 17 cases.
High	Case rate is greater than 100.	Greater than 17 cases.
Very High	Case rate is greater than or equal to 350.	Equal to or greater than 62 cases.

City of Menasha COVID-19 case rate trend and burden by 2-week periods*

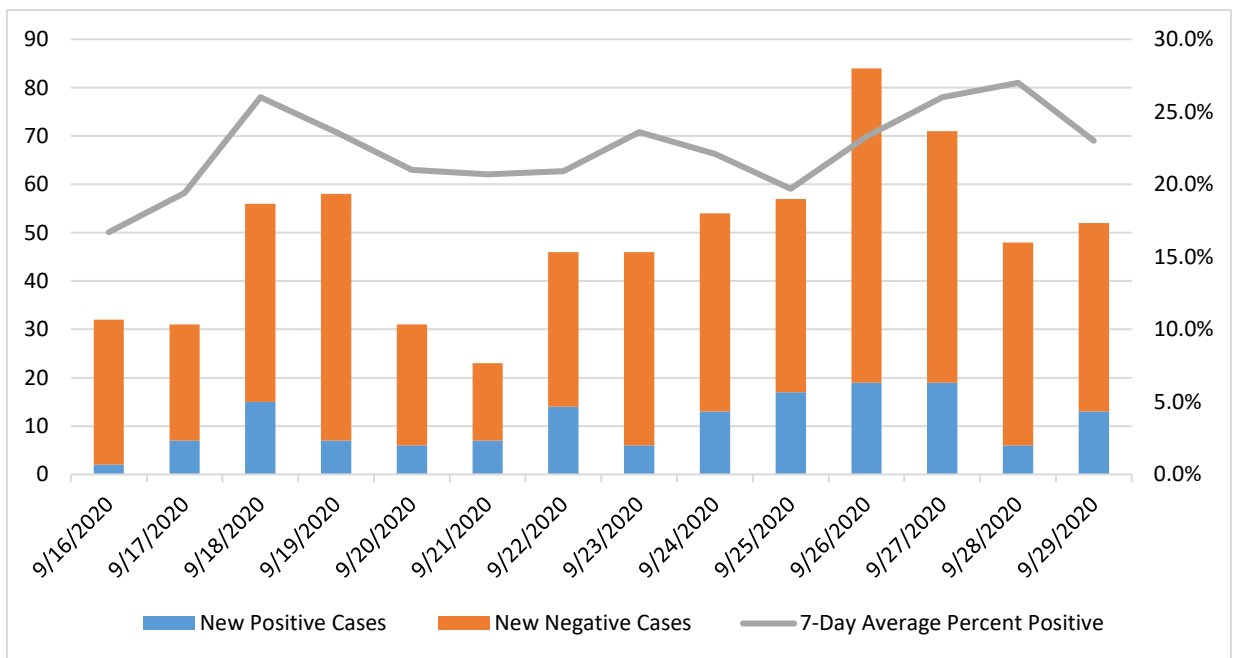


*see the table above for more information about burden status.

Number of confirmed COVID-19 cases by day in the City of Menasha in the past two weeks (Sept 16 – Sept 29) and the 7 day average



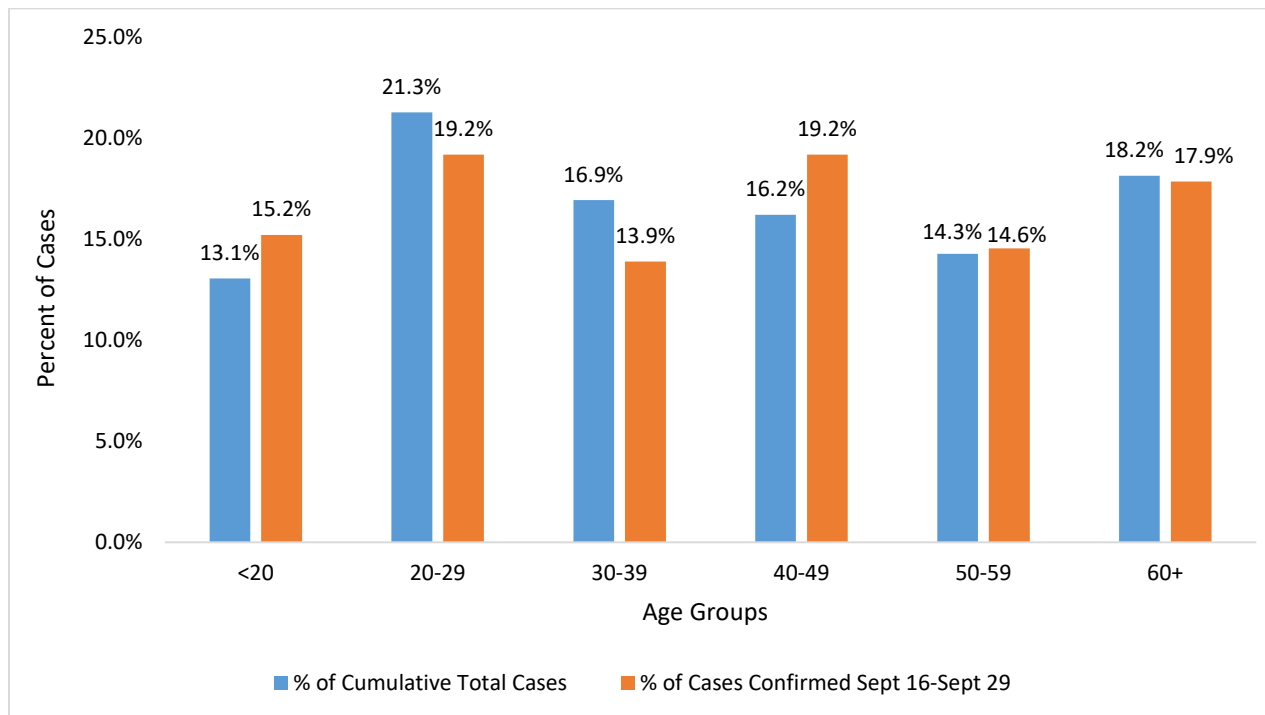
Total COVID-19 tests, positive and negative, by day and 7-day average percent positive tests (Sept 16-Sept 29)



Number and percentage of laboratory confirmed cases of COVID-19 by age: cumulative and in the past two weeks (Sept 16 – Sept 29)

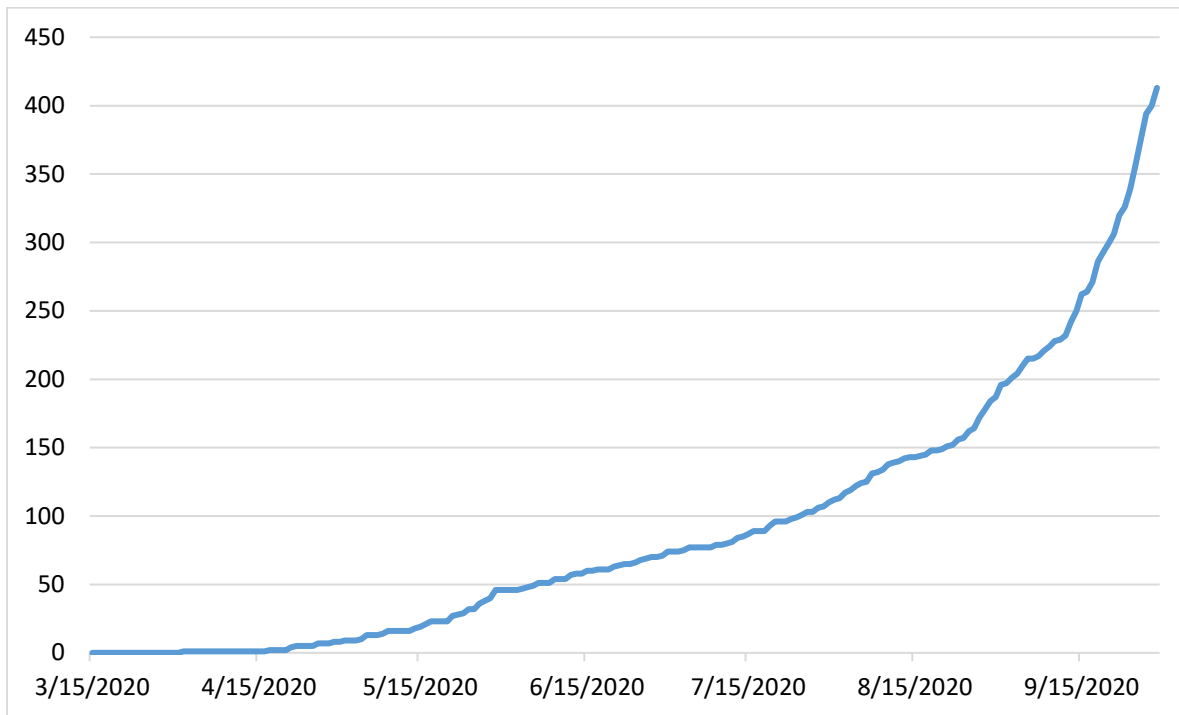
Age Group	Cumulative total cases		Cases in the past two weeks	
	Number of Cases	Percentage of Total Cases	Number of Cases	Percentage of Cases in Past Two Weeks
<20	54	13.1%	23	15.2%
20-29	88	21.3%	29	19.2%
30-39	70	16.9%	21	13.9%
40-49	67	16.2%	29	19.2%
50-59	59	14.3%	22	14.6%
60+	75	18.2%	27	17.9%
Total	413	100%	151	100%

Percentage of laboratory confirmed cases of COVID-19 by age: cumulative and in the past two weeks (Sept 16 – Sept 29)





Cumulative number of confirmed cases of COVID-19 by symptom onset or diagnosis (as of September 29)



Active cases of COVID-19 and total number of laboratory confirmed cases in the City of Menasha (as of September 29)

Active Cases		Total Cases
Number of Active Cases	Percent of Total Confirmed Cases	Total Number of Confirmed Cases
115	27.8%	413