



City of Menasha Health Department

COVID-19 Weekly Data Summary



Public Health
Prevent. Promote. Protect.

December 10, 2020

Summary

- **Travel and in-person gatherings with people who do not live in your household increase your chance of getting and spreading the virus that causes COVID-19. Staying home and celebrating with those in your household is the best way to protect yourself and others.**
 - View our [Holiday Recommendations webpage](#) for more information and suggestions.
 - The Northeast Region Public Health Officers issued a [Public Health Emergency COVID-19 Alert](#) on Friday, November 13 to urge residents to follow best public health practices during their upcoming holiday celebrations.
- **There is still significant uncontrolled community spread of COVID-19 in our community. Assume you may be exposed to the virus when you are in public.**
 - There are people living in our community who have the virus, but don't know it. Even these individuals who do not feel sick (or do not show symptoms – “asymptomatic”) can spread the virus to others. This is called “asymptomatic spread.”
 - Some people know they are sick or that they are a close contact of someone with COVID-19, but they choose to go out in public anyway. These individuals are breaking isolation or quarantine and are exposing others to the virus. View [this fact sheet](#) for information about what the terms isolation and quarantine mean.
- **It is extremely important that you limit your trips outside of your home to essential errands only. Always wear a mask or face covering and maintain at least 6 feet of physical distance from others at all times. A mask/face covering is NOT a substitute for physical distancing. You need to do both. Do not attend group gatherings.**
- On November 20, 2020 Governor Evers signed [Executive Order #95](#), declaring a new public health emergency in the state as Wisconsin hospitals are nearing full capacity and hospital staff is having a hard time keeping up with the need for care. With this declaration, Governor Evers signed [Emergency Order #1](#), which issues a new face covering order. This is in effect immediately, and will expire after 60 days or with a new order.
- Governor Evers delivered a statewide address on the COVID-19 pandemic on November 10, 2020. It can be viewed [here](#). Governor Evers also signed [Executive Order #94](#), advising Wisconsinites to stay home, urging them to take precautions to stay safe if they must leave their home, and encouraging businesses to take additional steps to protect their customers, employees, and the community.
- The Wisconsin Department of Health Services (DHS) has information and resources to help you keep yourself, your family, and community healthy and safe. Check out the DHS [You Stop the Spread](#) website and the DHS [Making Safe Choices](#) website.



Public Health
Prevent. Promote. Protect.

- Currently in the City of Menasha the burden of confirmed COVID-19 cases is very high and the activity level is very high. The case rate for this 2-week period (Nov 25 – Dec 8) is 479.7 cases per 100,000 population, which is a decrease from a case rate of 582.5 cases per 100,000 population in the previous 2-week period (Nov 18 – Dec 1).
- Due to the very high case volume, City of Menasha disease investigators have implemented crisis standards of practice for disease investigation and contact tracing. Using these crisis standards of practice, disease investigators were able to contact all confirmed cases of COVID-19 within 24 hours of the confirmed cases being communicated to the health department.
- The Menasha Joint School District (MJSD) continues to utilize virtual learning for all schools. The MJSD Superintendent issued a letter to MJSD parents and guardians on November 24, 2020 to describe the most recent proposed schedule for bringing students back for in-person learning. You can read the letter in [English here](#) and in [Spanish here](#).
- The Sunnyview Expo Center (Oshkosh) WING testing site has been approved to extend through March 10, 2021 with a schedule change. The Appleton North High School WING testing site is awaiting extension approval. Please visit our [COVID-19 testing sites webpage](#) for the most up to date information.
 - A ThedaCare Mobile Testing unit will be available at Christ the Rock Church in Menasha on Thursday, December 10, 17, and 31 for FREE COVID-19 testing. To register for a test, please visit <https://doineedacovid19test.com/>. This is a self-swab (PCR) test observed by a ThedaCare staff member.
 - The ThedaCare mobile testing site will be in different areas of the region. For additional ThedaCare mobile testing days and locations, please see this list: [ThedaCare mobile testing sites](#).

Background

This data summary provides preliminary data on the cases of COVID-19 in the City of Menasha from November 25 – December 8, 2020. Most data included in this report is for laboratory confirmed cases of COVID-19 (lab-confirmed). Some data is available for probable cases of COVID-19. See the next page for a definition of a probable case. Case counts utilized for all graphs and tables are based on the date public health staff received and recorded the test results. Numbers here may not represent final case counts for this reporting period.

More Information

Additional resources and information about COVID-19 can be found on the following websites:

- [City of Menasha Health Department COVID-19 webpage](#)
- [Wisconsin Department of Health Services](#)
- [Winnebago County Health Department](#)
- [Calumet County Public Health Division](#)
- [Centers for Disease Control and Prevention](#)



Public Health
Prevent. Promote. Protect.

Cases of COVID-19 in the City of Menasha in the past two weeks (November 25 – December 8)

	Case Count for past 2 weeks	Case Rate (per 100,000 people)	Burden*	Population**
Lab-Confirmed Cases	84	479.7	Very High	17,510
Probable Cases***	17	97.1		17,510
Combined	101	576.8		17,510

*Burden is based off of the case rate per 100,000 people in the past two weeks. See the next table for more information on Burden Status for the City of Menasha. Visit the DHS website for more information on this indicator at the state and county level <https://www.dhs.wisconsin.gov/covid-19/local.htm>

**Population for the City of Menasha was retrieved from https://doa.wi.gov/DIR/Final_Ests_Muni_2019.pdf

*** A person is counted as a probable case of COVID-19 if they are not positive by a confirmatory laboratory test method (PCR/molecular test), but have tested positive using antigen test method OR have symptoms of COVID-19 AND has a known exposure to COVID-19 (for example, being in close contact of someone with COVID-19).

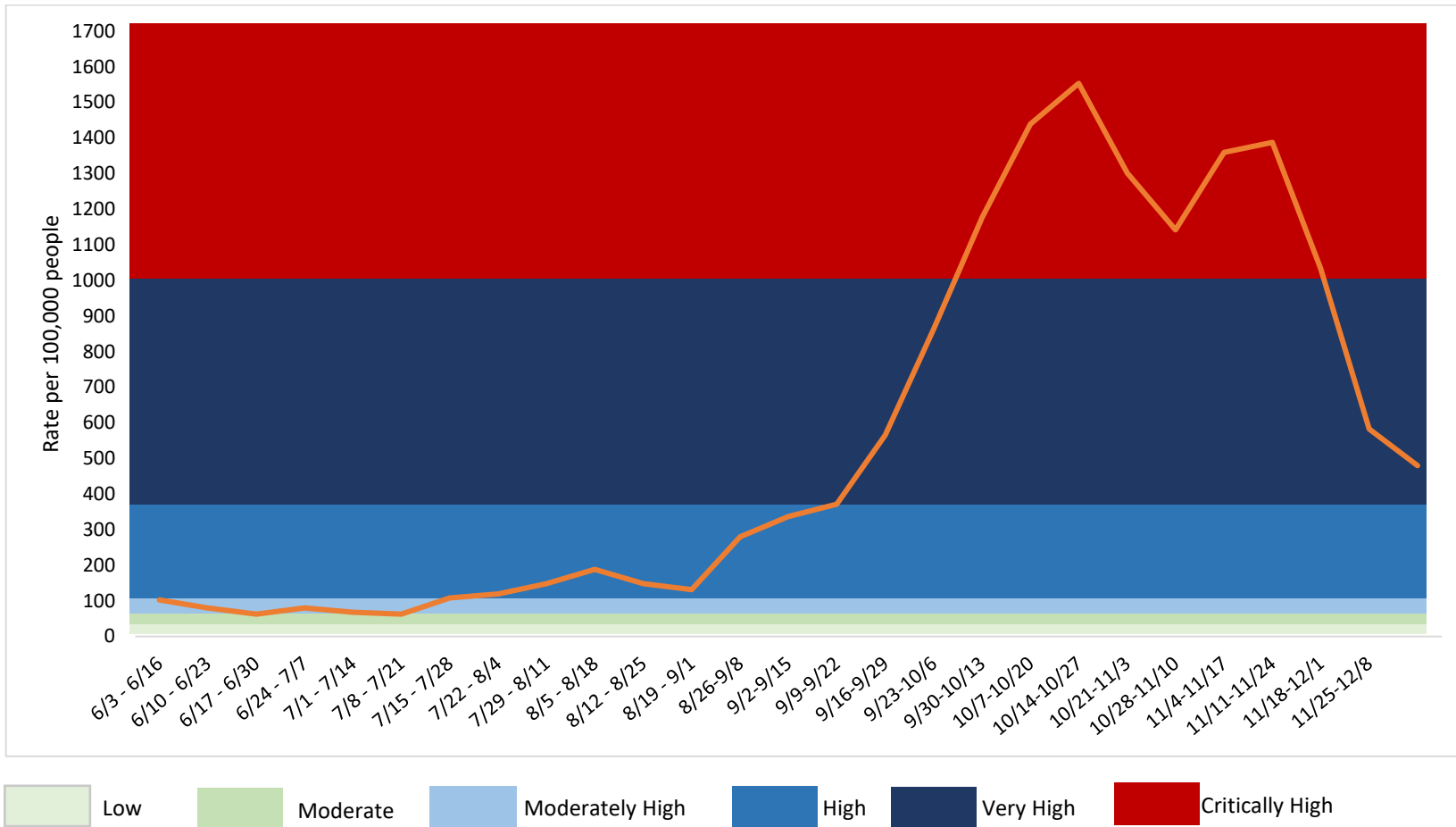
Burden (lab-confirmed case rate)

	Case Rate per 100,000 residents in the past two weeks	City of Menasha number of cases
Low	Case rate is less than or equal to 10.	Less than 2 cases.
Moderate	Case rate is greater than 10, but less than or equal to 50.	Greater than 1 cases, but less than or equal to 8 cases.
Moderately High	Case rate is greater than 50, but less than or equal to 100.	Greater than 8 cases, but less than or equal to 17 cases.
High	Case rate is greater than 100, but less than or equal to 350.	Greater than 17 cases, but less than or equal to 61 cases.
Very High	Case rate is greater than 350, but less than or equal to 1,000.	Greater than 61 cases, but less than or equal to 175 cases.
Critically High	Case rate is greater than 1,000.	Greater than 175 cases.



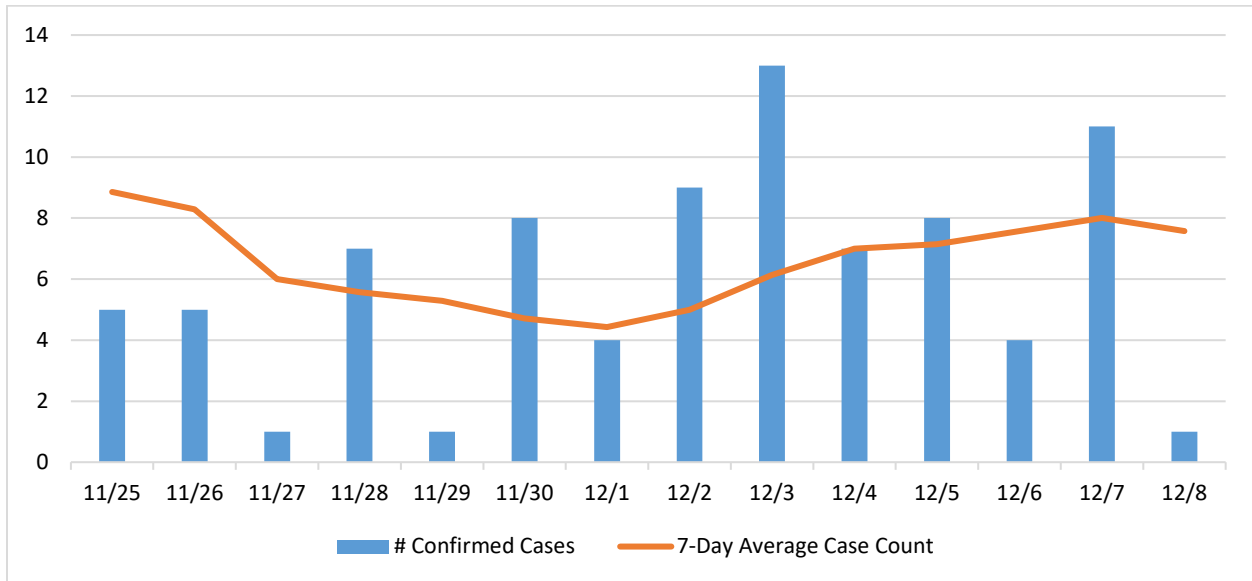
Public Health
Prevent. Promote. Protect.

City of Menasha COVID-19 laboratory confirmed case rate trend and burden by 2-week periods*

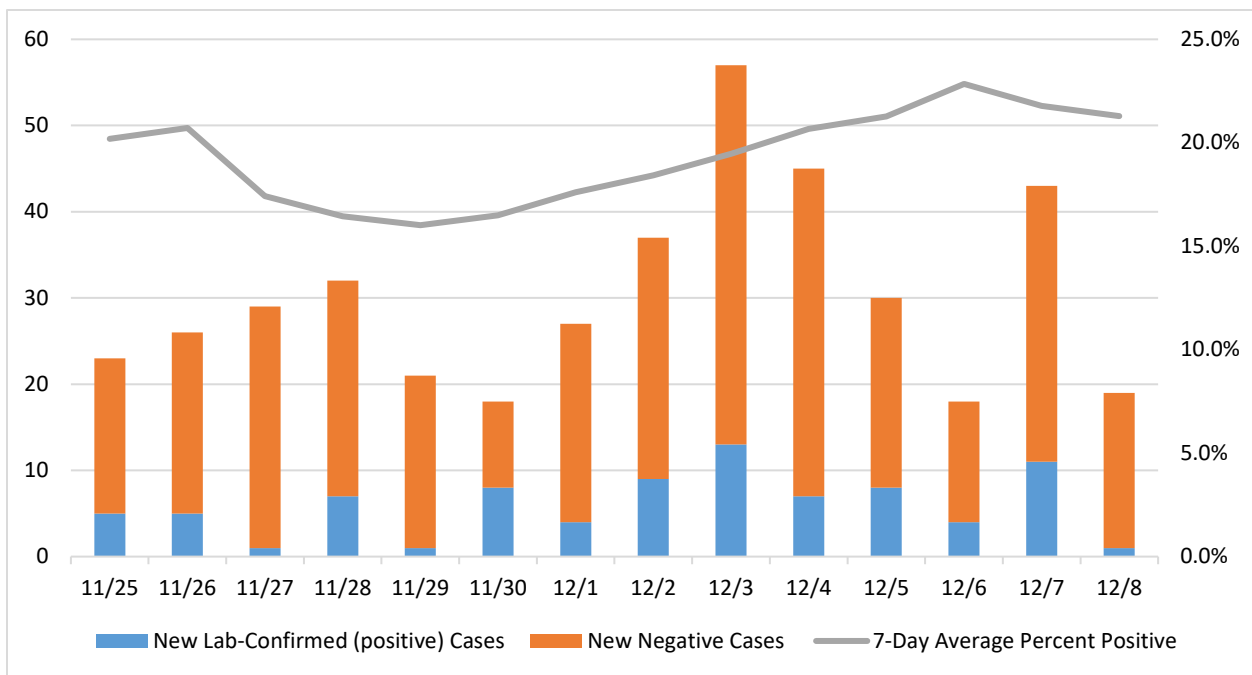


*see the table above for more information about burden status.

Number of laboratory confirmed COVID-19 cases by day in the City of Menasha in the past two weeks (Nov 25 – Dec 8) and the 7 day average



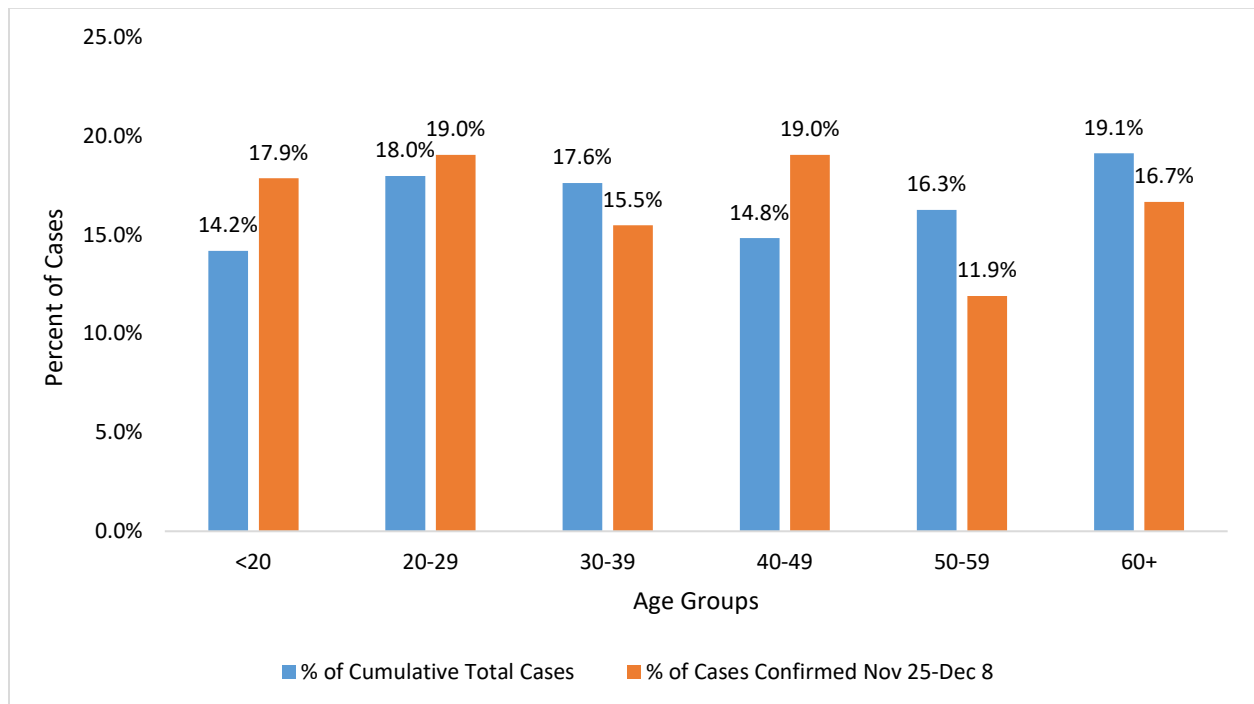
New lab-confirmed (positive) cases and new negative cases of COVID-19 by day, and the 7-day average percent positive cases (Nov 25 – Dec 8)



Number and percentage of laboratory confirmed cases of COVID-19 by age: cumulative and in the past two weeks (Nov 25 – Dec 8)

Age Group	Cumulative total cases		Cases in the past two weeks	
	Number of Cases	Percentage of Total Cases	Number of Cases	Percentage of Cases in Past Two Weeks
<20	198	14.2%	15	17.9%
20-29	251	18.0%	16	19.0%
30-39	246	17.6%	13	15.5%
40-49	207	14.8%	16	19.0%
50-59	227	16.3%	10	11.9%
60+	267	19.1%	14	16.7%
Total	1396	100%	84	100%

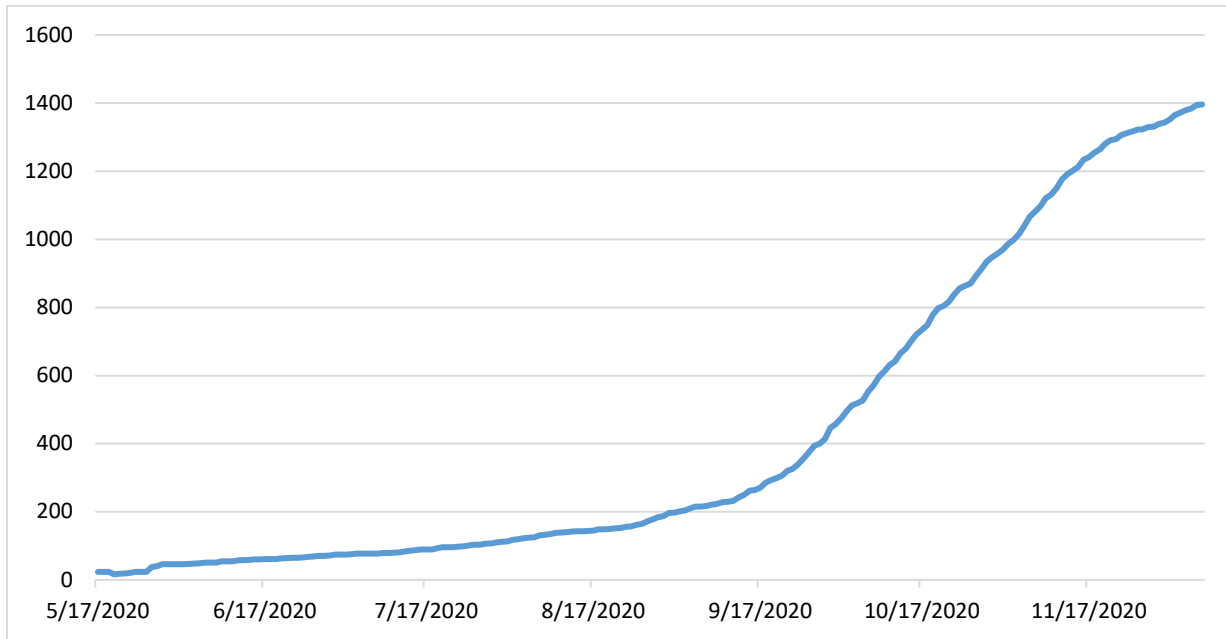
Percentage of laboratory confirmed cases of COVID-19 by age: cumulative and in the past two weeks (Nov 25 – Dec 8)





Public Health
Prevent. Promote. Protect.

Cumulative number of laboratory confirmed cases of COVID-19 by date of symptom onset or diagnosis (as of Dec 8)



Active cases of COVID-19, lab-confirmed and probable, and total number of cases in the City of Menasha (as of Dec 8)

	Number of Active Cases	Percent of Total Cases	Total Cases
Lab-Confirmed Cases	51	3.7%	1,396
Probable Cases	15	17.2%	87
Total Cases	66	4.5%	1,483