



City of Menasha Health Department
 COVID-19 Weekly Data Summary



September 17, 2020

Summary

- **Currently in the City of Menasha the burden of confirmed COVID-19 cases is very high and the activity level is very high.**
- The case rate for this 2-week period (September 2 – September 15) is 370 cases per 100,000 population, which is an increase from a case rate of 337 cases per 100,000 population in the previous 2-week period (August 26 – September 8).
- City of Menasha disease investigators were unable to contact all confirmed cases of COVID-19 within 24 hours of the confirmed cases being communicated to the health department. Our disease investigators worked with WI Department of Health Services to contact all confirmed cases.
- The Menasha Health Department has deployed two new Contact Tracing Specialists to assist with City of Menasha contact investigations. Additional staff are being trained to conduct disease investigations in order to help manage all confirmed cases of COVID-19.
- A regional COVID-19 testing site has opened at the Sunnyview Expo Center in Oshkosh. The site opened on September 1 and is expected to continue into December, 2020. Anyone age 5 years or older with symptoms of COVID-19 or who has been exposed to a person with COVID-19 may get tested at the site. Testing is free.

Laboratory confirmed cases of COVID-19 in the City of Menasha for the past two weeks (Sept 2 – Sept 15)

The confirmed case count for this 2-week period (below, 65) will be different from the total number of confirmed cases reported on our website (the total of the new cases each day) for this reporting period. This is due to a difference in the date type used to report the new cases. Some cases are being counted on a different day.

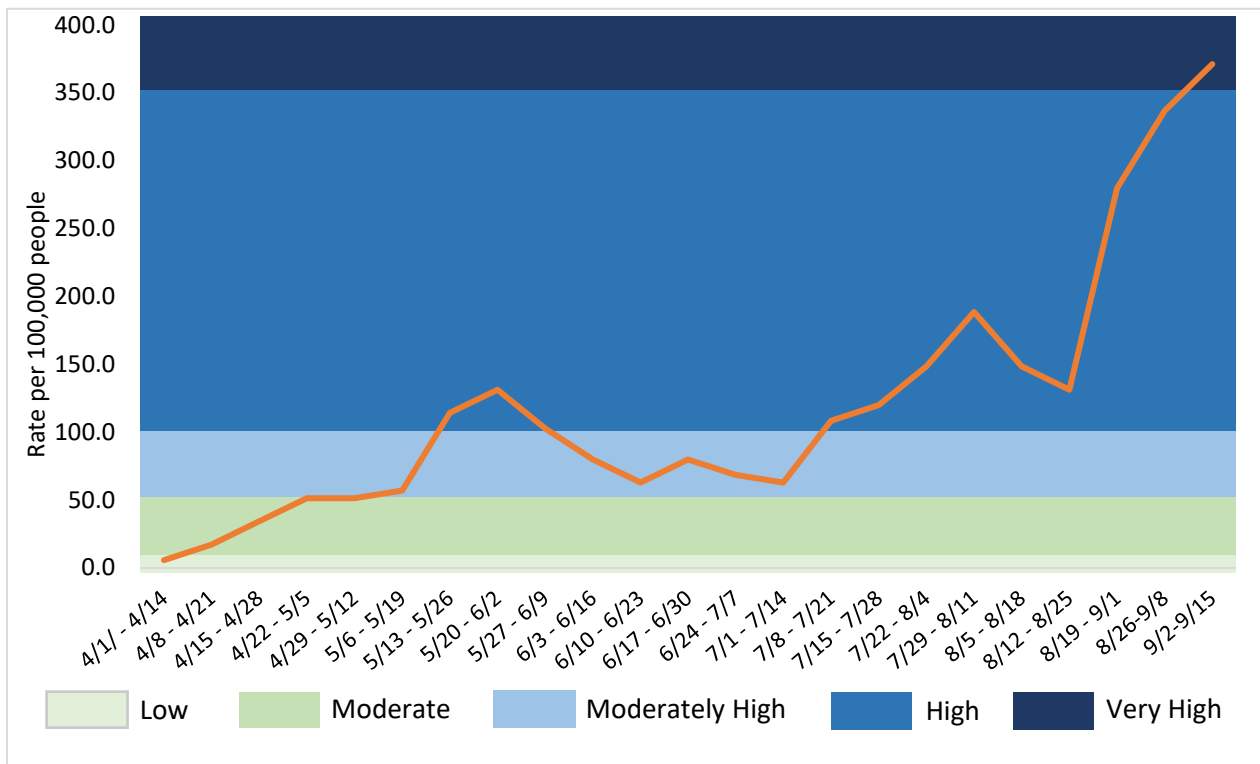
| Confirmed Case Count for past 2 weeks | Case Rate (per 100,000 people) | Burden* | Population** |
|---------------------------------------|--------------------------------|-----------|--------------|
| 65 | 370 | Very High | 17,510 |

*Burden is based off of the case rate per 100,000 people in the past two weeks. See the next table for more information on Burden Status for the City of Menasha. Visit the DHS website for more information on this indicator at the state and county level <https://www.dhs.wisconsin.gov/covid-19/local.htm>

**Population for the City of Menasha was retrieved from https://doa.wi.gov/DIR/Final_Ests_Muni_2019.pdf

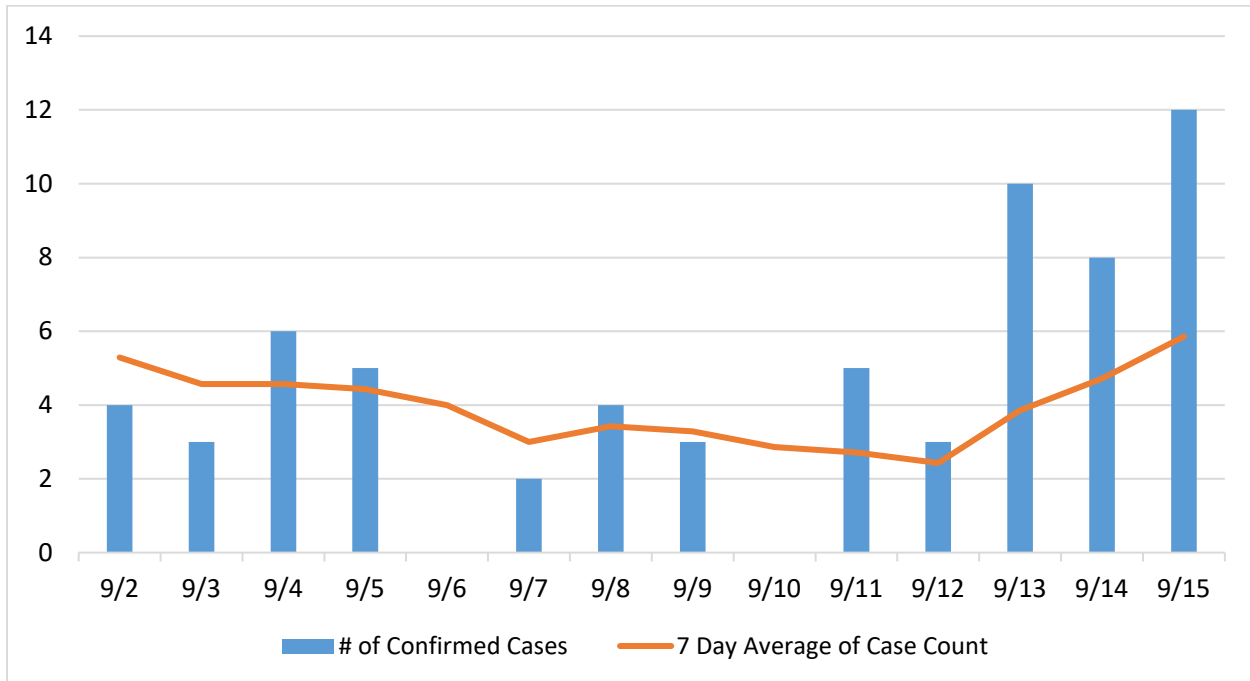
| Burden Status | Case Rate per 100,000 residents in the past two weeks | City of Menasha Number of cases |
|-----------------|--|---|
| Low | Case rate is less than or equal to 10. | Less than 2 cases. |
| Moderate | Case rate is greater than 10, but less than or equal to 50. | Greater than 1 cases, but less than or equal to 8 cases. |
| Moderately High | Case rate is greater than 50, but less than or equal to 100. | Greater than 8 cases, but less than or equal to 17 cases. |
| High | Case rate is greater than 100. | Greater than 17 cases. |
| Very High | Case rate is greater than or equal to 350. | Equal to or greater than 62 cases. |

City of Menasha COVID-19 case rate trend and burden by two-week periods*



*see the table above for more information about burden status.

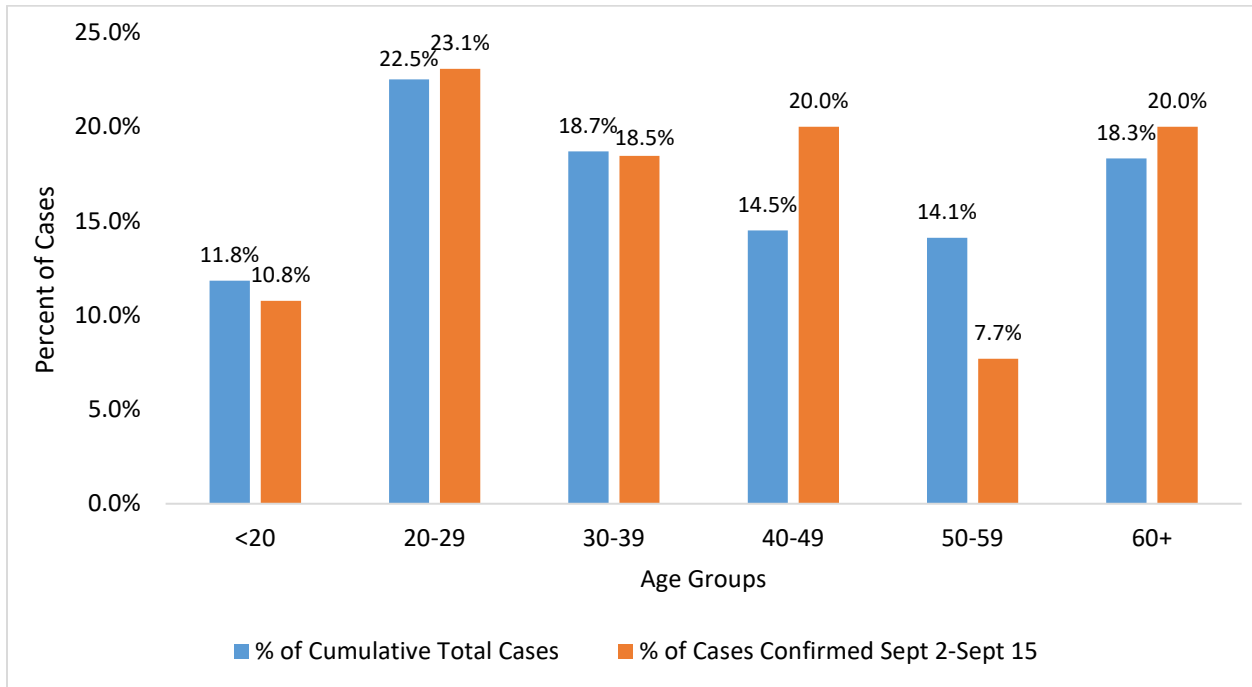
Number of confirmed COVID-19 cases by day in the City of Menasha in the past two weeks (Sept 2 – Sept 15) and the 7 day average



Number and percentage of laboratory confirmed cases of COVID-19 by age: cumulative and in the past two weeks (Sept 2 – Sept 15)

| Age Group | Cumulative total cases | | Cases in the past two weeks | |
|-----------|------------------------|---------------------------|-----------------------------|---------------------------------------|
| | Number of Cases | Percentage of Total Cases | Number of Cases | Percentage of Cases in Past Two Weeks |
| <20 | 31 | 11.8% | 7 | 10.8% |
| 20-29 | 59 | 22.5% | 15 | 23.1% |
| 30-39 | 49 | 18.7% | 12 | 18.5% |
| 40-49 | 38 | 14.5% | 13 | 20.0% |
| 50-59 | 37 | 14.1% | 5 | 7.7% |
| 60+ | 48 | 18.3% | 13 | 20.0% |
| Total | 262 | 100% | 65 | 100% |

Percentage of laboratory confirmed cases of COVID-19 by age: cumulative and in the past two weeks (Sept 2 – Sept 15)



Active cases of COVID-19 and total number of laboratory confirmed cases in the City of Menasha (as of September 15)

| Active Cases | | Total Cases |
|------------------------|----------------------------------|---------------------------------|
| Number of Active Cases | Percent of Total Confirmed Cases | Total Number of Confirmed Cases |
| 52 | 19.8% | 262 |

More Information

Additional resources and information about COVID-19 can be found on the following websites:

- [City of Menasha Health Department COVID-19 webpage](#)
- [Wisconsin Department of Health Services](#)
- [Centers for Disease Control and Prevention](#)
- [Winnebago County Health Department](#)
- [Calumet County Public Health Division](#)