



City of Menasha COVID-19 Data Summary

Date: May 26, 2022

Summary/What's New

- Children ages 5-11 years are now eligible for a booster dose of the COVID-19 vaccine, 5 months after completing their primary series. Some Wisconsin vaccine providers are now administering the booster to this population, and some providers are still waiting for updated WI DHS materials.
- The Menasha Health Department and Wisconsin DHS are following the CDC's updated [masking guidance](#) which correlates to COVID-19 Community Levels. Your county's [COVID-19 Community Level](#) helps determine which prevention measures are needed to protect yourself and your family.
- The virus that causes COVID-19 is still here, and can cause serious illness and death in individuals at high risk and those who are not up to date with their COVID-19 vaccines. Consider your risks and the risks of those with whom you live or interact when choosing whether to wear a mask when in public places; and consider getting the COVID-19 vaccine if you haven't already for the most protection.
- **Vaccination is the best tool to prevent serious disease, hospitalization, and death due to COVID-19. Wisconsin residents ages 5 and older are eligible to receive the COVID-19 vaccine. COVID-19 vaccines are safe, effective, and free. You do not need an ID or insurance to get a vaccine.**
 - Visit the Menasha Health Department's [COVID-19 vaccine webpage](#) for clinic information.
 - If you have questions about the COVID-19 vaccine, call: 211 or 877-947-2211. Language assistance is available. Visit [vaccines.gov](#) to find a place to get your FREE COVID-19 vaccine.
- **Everyone ages 5 and older is recommended to get a booster dose for the best protection against COVID-19 and circulating variants.**
- COVID-19 testing is available in the community if you are in need of a test. Visit our [testing sites webpage](#) for more information. You may also order two sets of four free at-home test kits from the federal government [here](#).
 - Follow [current isolation and quarantine guidance](#) if you test positive for COVID-19, have symptoms, or have been exposed.
- As of May 24, 62.0% of City of Menasha residents have received at least one dose of the vaccine and 59.4% are fully vaccinated. To read more about vaccine data, see [this dashboard](#).
- Currently in the City of Menasha the burden of confirmed and probable COVID-19 cases is very high. The combined case rate for this 2-week period (May 11 – May 24) is 353.3 cases per 100,000 population, which is an increase from the case rate of 331.2 from the previous 2-week period (May 4 – May 17).

Background

This data summary provides preliminary data on the cases of COVID-19 in the City of Menasha from May 11, 2022 – May 24, 2022. Data included in this report is for lab-confirmed cases of COVID-19 and probable cases of COVID-19. A person is counted as a probable case of COVID-19 if they have a positive antigen test OR has symptoms of COVID-19 AND has a known exposure to COVID-19. Case counts utilized for all graphs and tables are based on the date public health staff received and recorded the test results. Numbers here may not represent final case counts for this reporting period.

More Information

Additional resources and information about COVID-19 can be found on the following websites:

- [City of Menasha Health Department COVID-19 webpage](#)
- [Wisconsin Department of Health Services](#)
- [Winnebago County Health Department](#)
- [Calumet County Public Health Division](#)
- [Centers for Disease Control and Prevention](#)

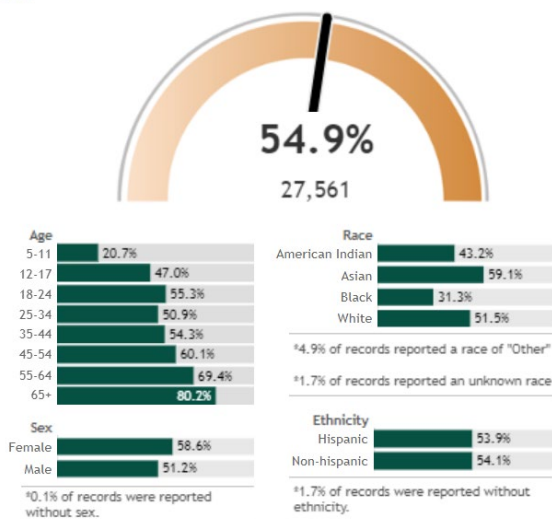
Number and percent of City of Menasha, Calumet and Winnebago County residents who have received the COVID-19 vaccine (as of May 24)

	Received at least 1 dose	Completed vaccine series	Completed Booster/Additional dose (N/D=no data available)	Population
City of Menasha*	11,235 (62.0%)	10,755 (59.4%)	N/D	18,114
Calumet	28,608 (57.0%)	27,561 (54.9%)	15,708 (31.3%)	50,209
Winnebago	107,155 (62.4%)	102,332 (59.6%)	57,737 (33.6%)	171,631

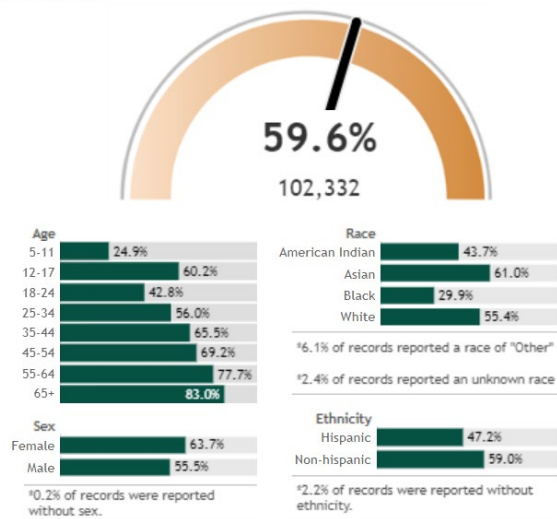
*Vaccine data was retrieved from: <https://www.dhs.wisconsin.gov/covid-19/vaccine-data.htm>. Other municipal-level demographic data is not available. To view more COVID-19 vaccine data, please visit: <https://www.dhs.wisconsin.gov/covid-19/vaccine-data.htm>

Age range and ethnicity COVID-19 vaccine data for Calumet and Winnebago County residents who have completed the vaccine series (as of May 24)

Percent of Calumet County residents who have completed the vaccine series



Percent of Winnebago County residents who have completed the vaccine series



Current CDC COVID-19 Community Levels			
Current Status as of 5/19/22	Calumet County	Winnebago County	City of Menasha*
Community Level	Low	Medium	Medium
New COVID-19 Cases per 100,000 population in the past 7 days	129.77	267	
New COVID-19 hospital admissions per 100,000 population	8.6	6.6	
% Staffed inpatient beds in use by patients with confirmed COVID-19	3.4%	4.6%	

*City of Menasha residents may reside in either Calumet or Winnebago County. The City of Menasha will take the higher level of the two counties for COVID-19 Community Level indicators should the two counties differ. For more information on COVID-19 Community Levels, visit this webpage: <https://www.cdc.gov/coronavirus/2019-ncov/your-health/covid-by-county.html>

What Prevention Steps Should You Take Based on Your COVID-19 Community Level?

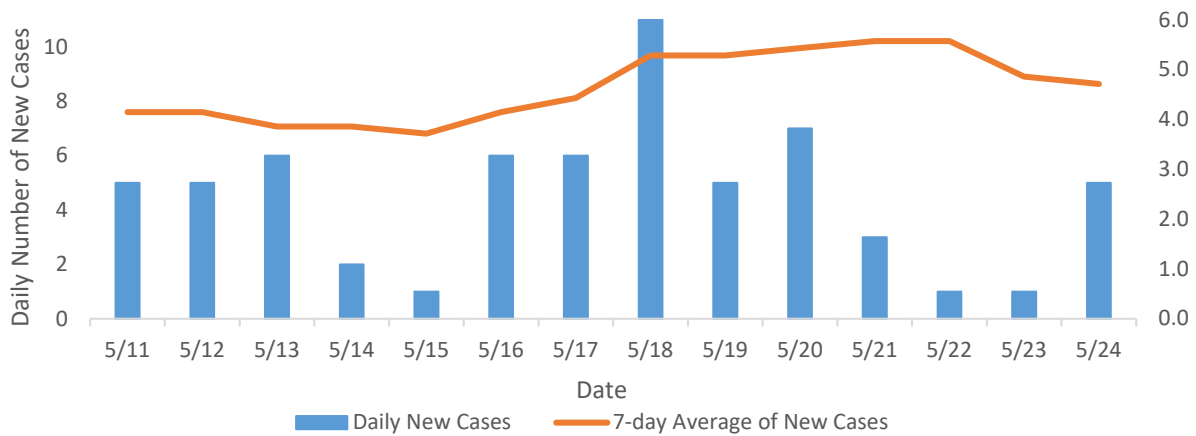
Low	Medium	High
<ul style="list-style-type: none"> Stay up to date with COVID-19 vaccines Get tested if you have symptoms 	<ul style="list-style-type: none"> If you are at high risk for severe illness, talk to your healthcare provider about whether you need to wear a mask and take other precautions Stay up to date with COVID-19 vaccines Get tested if you have symptoms 	<ul style="list-style-type: none"> Wear a mask indoors in public Stay up to date with COVID-19 vaccines Get tested if you have symptoms Additional precautions may be needed for people at high risk for severe illness
<p>People may choose to mask at any time. People with symptoms, a positive test, or exposure to someone with COVID-19 should wear a mask and follow isolation and quarantine guidance.</p>		

*For more information on COVID-19 Community Levels and what prevention strategies should be implemented in the community, visit this webpage: <https://www.cdc.gov/coronavirus/2019-ncov/science/community-levels.html>

Number and percentage of laboratory confirmed and probable cases of COVID-19 by age range, cumulative and past two weeks

Age Group	Cumulative Total Cases		Total Cases in the Past Two Weeks	
	Number of Cases	Percentage of Total Cases	Number of Cases	Percent of Cases in Past Two Weeks
0-9	435	8.2%	4	6.3%
10-19	744	14.0%	10	15.6%
20-29	847	15.9%	8	12.5%
30-39	975	18.3%	11	17.2%
40-49	809	15.2%	10	15.6%
50-59	729	13.7%	11	17.2%
60-69	454	8.5%	7	10.9%
70-79	210	3.9%	2	3.1%
80+	124	2.3%	1	1.6%
Combined Total	5,327	100%	64	100%

Daily new cases (lab-confirmed and probable) in the City of Menasha and the 7-day average of total new cases



COVID-19 Metrics

Metric	Current Status	Change from last week
Case Incidence Total confirmed and probable cases per 100,000 in the past 7 days	182. 2 cases per 100,000 / 7 days	↑
Fox Valley HERC Hospital Capacity*	Percentage of hospital inpatient beds in the community that are occupied.	93.0% of inpatient beds occupied ↑
	Percentage of intensive care unit beds in the community that are occupied.	93.8% ICU beds occupied ↑
	Percentage of hospital inpatient beds in the community that are occupied by patients with COVID-19.	3.3% beds occupied by patients with COVID-19 No Change

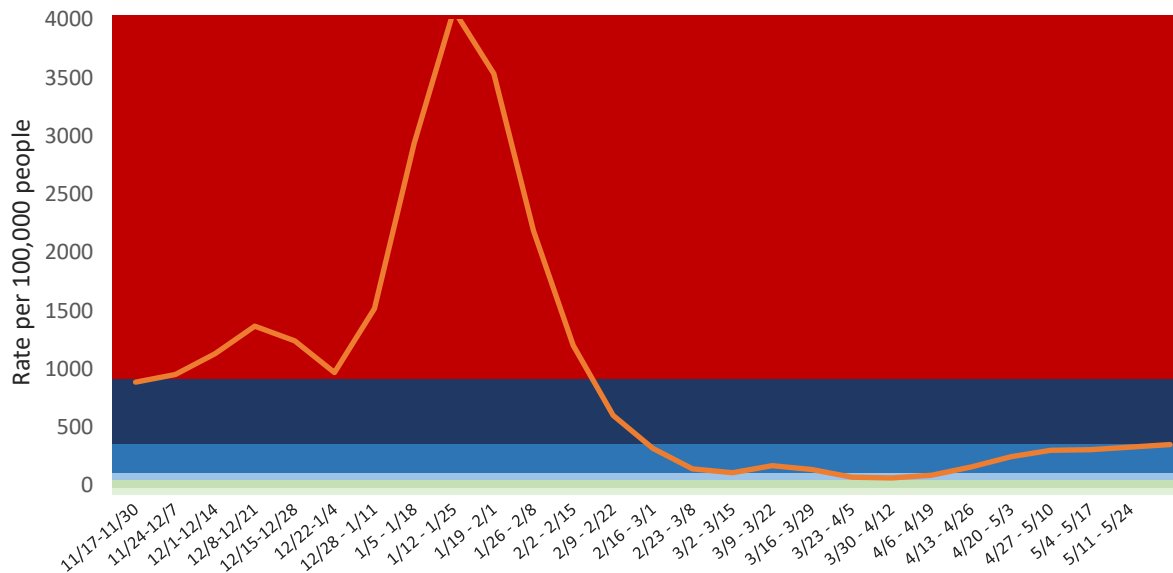
*Hospital capacity data is collected and reported at the Healthcare Emergency Readiness Coalition (HERC) level. The City of Menasha is part of HERC 6 (Fox Valley HERC). Hospital capability information can be found here: <https://www.dhs.wisconsin.gov/covid-19/hosp-data.htm#capabilities>

Case count, case rate per 100,000 people, and burden class in the City of Menasha for the past two weeks (May 11 – May 24)

	Case Count for Past 2 Weeks	Case Rate (per 100,000 people)	Burden Class*	Population
City of Menasha	64	353.3	Very High	18,114

*Burden Class is based on the case rate per 100,000 people in the past two weeks. See the table below for more information.

City of Menasha COVID-19 laboratory confirmed and probable case rate trend and burden by 2-week periods*



*Refer to the table below for more information on burden categories and thresholds.

Burden (lab-confirmed & probable case rate)

Burden Status	Case Rate per 100,000 residents in the past two weeks	City of Menasha number of cases in the past two weeks
Low	Case rate is less than or equal to 10.	Less than 2 cases.
Moderate	Case rate is greater than 10, but less than or equal to 50.	Greater than 1 cases, but less than or equal to 9 cases.
Moderately High	Case rate is greater than 50, but less than or equal to 100.	Greater than 9 cases, but less than or equal to 18 cases.
High	Case rate is greater than 100, but less than or equal to 350.	Greater than 18 cases, but less than or equal to 63 cases.
Very High	Case rate is greater than 350, but less than or equal to 1,000.	Greater than 63 cases, but less than or equal to 181 cases.
Critically High	Case rate is greater than 1,000.	Greater than 181 cases.