



# City of Menasha COVID-19 Data Summary

Date: March 24, 2022

## Summary/What's New

- The Centers for Disease Control and Prevention (CDC) has updated their [masking guidance](#) to correlate to COVID-19 Community Levels. Knowing which [COVID-19 Community Level](#) your county is in will help determine which prevention measures are needed to protect yourself and your family.
- Although case counts are low, it's important to note the virus that causes COVID-19 is still circulating. It can cause serious illness and death in individuals at high risk and those who are not up to date with their COVID-19 vaccines. Consider your risks and the risks of those you live or interact with when choosing whether to wear a mask when you're in public places; and consider getting the COVID-19 vaccine if you haven't already for the most protection.
- Get tested for COVID-19 and stay home if you feel sick. Follow [current isolation and quarantine guidance](#) if you test positive for COVID-19, have symptoms, or have been exposed. Following this guidance helps protect your family, friends, and community from further spread of the virus.
- **Vaccination is the best tool to prevent serious disease, hospitalization, and death due to COVID-19.** View the WI DHS [COVID-19: Illness after Vaccination website](#) for data showing the rates of cases, hospitalizations, and deaths are all higher for people who are not fully vaccinated than for people who are fully vaccinated.
- **Wisconsin residents ages 5 and older are eligible to receive the COVID-19 vaccine. COVID-19 vaccines are safe, effective, and free. You do not need an ID or insurance to get a vaccine.**
  - Visit the Menasha Health Department's [COVID-19 vaccine webpage](#) for clinic information.
  - If you have questions about the COVID-19 vaccine, call: 211 or 877-947-2211. Language assistance is available. Visit [vaccines.gov](#) to find a place to get your FREE COVID-19 vaccine.
- **Everyone ages 12 and older is recommended to get a booster dose for the best protection against COVID-19 and circulating variants.**
- COVID-19 testing is available in the community if you are in need of a test. Visit our [testing sites webpage](#) for more information. You may also order two sets of four free at-home test kits from the federal government [here](#).
- As of March 22, 61.7% of City of Menasha residents have received at least one dose of the vaccine and 58.8% are fully vaccinated. To read more about vaccine data, see [this dashboard](#).
- Currently in the City of Menasha the burden of confirmed and probable COVID-19 cases is high and the activity level is high. The combined case rate for this 2-week period (Mar 9 – Mar 22) is 138.0 cases per 100,000 population, which is a decrease from the case rate of 171.1 from the previous 2-week period (Mar 2 – Mar 15).

## Background

This data summary provides preliminary data on the cases of COVID-19 in the City of Menasha from March 9, 2022 – March 22, 2022. Data included in this report is for lab-confirmed cases of COVID-19 and probable cases of COVID-19. A person is counted as a probable case of COVID-19 if they have a positive antigen test OR has symptoms of COVID-19 AND has a known exposure to COVID-19. Case counts utilized for all graphs and tables are based on the date public health staff received and recorded the test results. Numbers here may not represent final case counts for this reporting period.

## More Information

Additional resources and information about COVID-19 can be found on the following websites:

- [City of Menasha Health Department COVID-19 webpage](#)
- [Wisconsin Department of Health Services](#)
- [Winnebago County Health Department](#)
- [Calumet County Public Health Division](#)
- [Centers for Disease Control and Prevention](#)

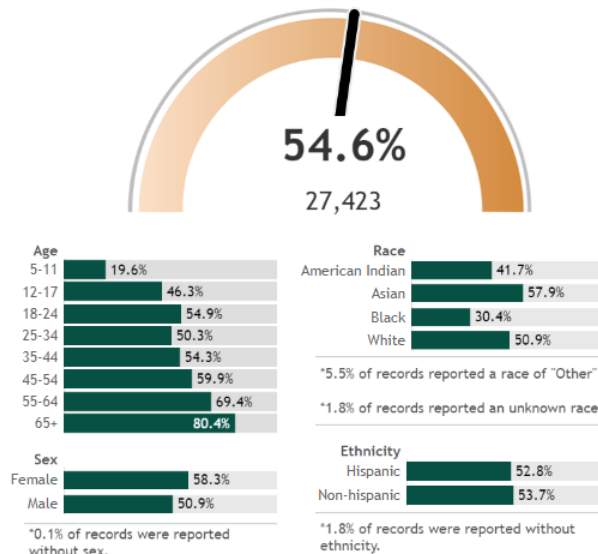
## Number and percent of City of Menasha, Calumet and Winnebago County residents who have received the COVID-19 vaccine (as of Mar 23)

	Received at least 1 dose	Completed vaccine series	Completed Booster/Additional dose (N/D=no data available)	Population
City of Menasha*	11,170 (61.7%)	10,660 (58.8%)	N/D	18,114
Calumet	28,542 (56.8%)	27,423 (54.6%)	15,288 (30.4%)	50,209
Winnebago	106,738 (62.2%)	101,495 (59.1%)	55,783 (32.5%)	171,631

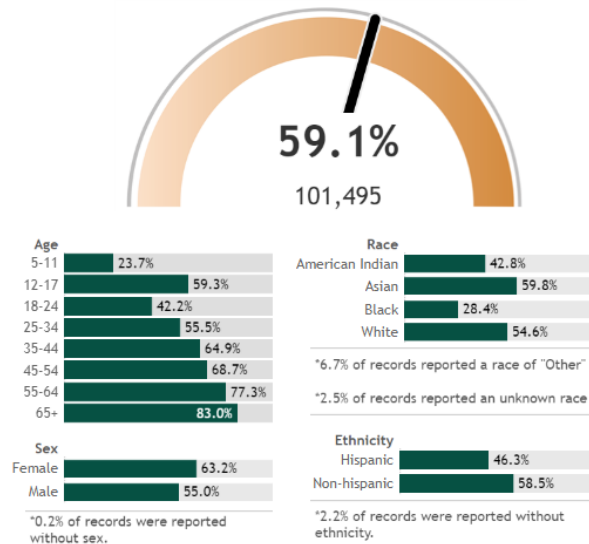
\*Vaccine data was retrieved from: <https://www.dhs.wisconsin.gov/covid-19/vaccine-data.htm> under the "Municipality" tab. Other municipal-level demographic data is not yet available. To view more COVID-19 vaccine data, please visit: <https://www.dhs.wisconsin.gov/covid-19/vaccine-data.htm>

## Age range and ethnicity COVID-19 vaccine data for Calumet and Winnebago County residents who have completed the vaccine series (as of Mar 23)

Percent of Calumet County residents who have completed the vaccine series



Percent of Winnebago County residents who have completed the vaccine series



## Case counts, case rate per 100,000 people, burden class, trajectory and activity level in the City of Menasha and the State of Wisconsin for the past two weeks (Mar 9 – Mar 22)

Note: The case rate, burden class, trajectory class, and activity level reflect both lab-confirmed and probable cases.

	Case Count for Past 2 Weeks	Case Rate (per 100,000 people)	Burden Class*	Trajectory Class (N/A=no statistically significant change; N/D=no data available)	Activity Level*	Population **
City of Menasha	25	138.0	High	N/D	High	18,114
Wisconsin	5,449	93.4	Moderately High	N/A	High	5,832,655

\*Burden Class is based on the case rate per 100,000 people in the past two weeks. Visit the DHS website for more information about Burden and Activity Level visit; <https://www.dhs.wisconsin.gov/covid-19/local.htm>

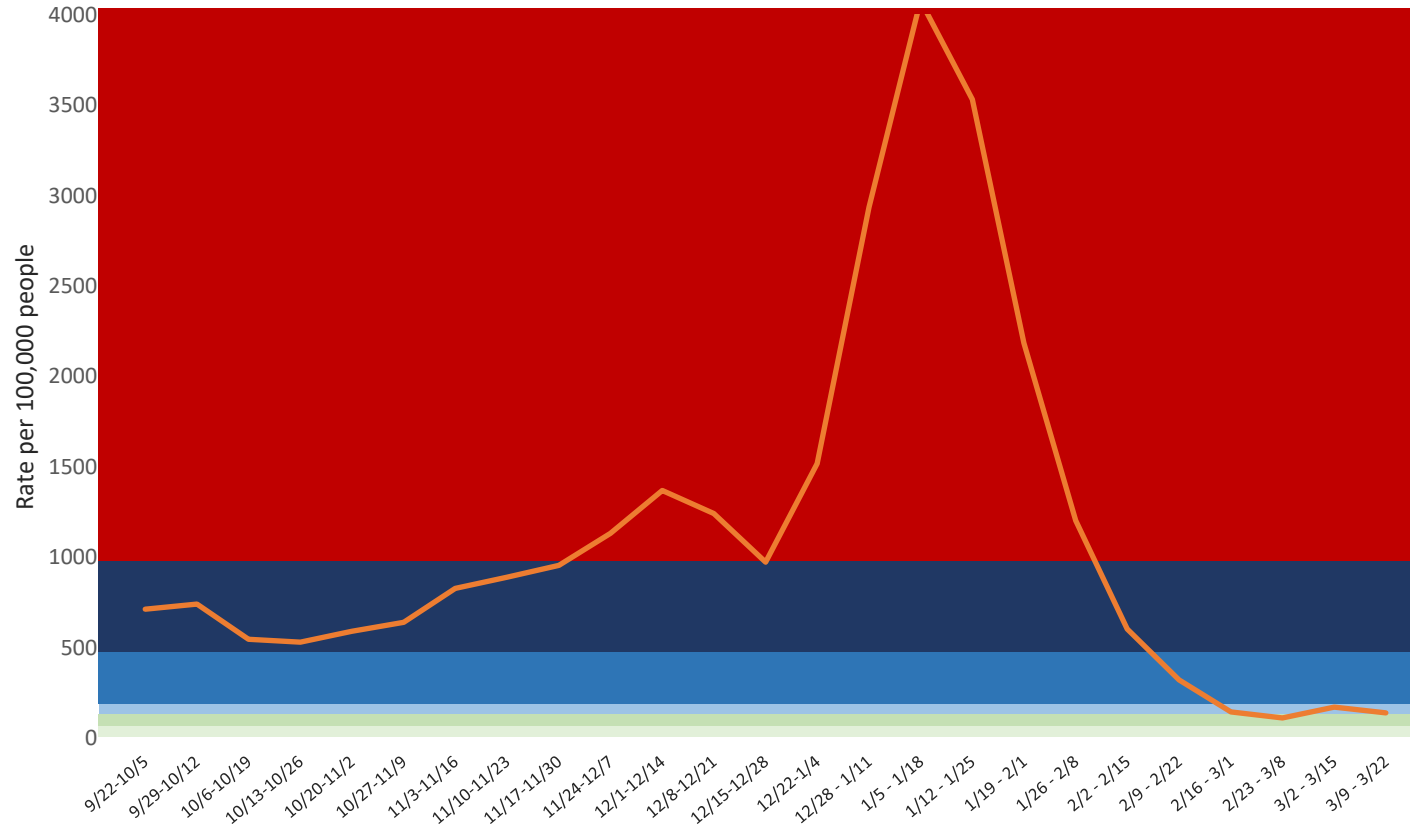
\*\*Population for the City of Menasha was retrieved from

<https://data.census.gov/cedsci/table?q=Menasha%20City,%20Wisconsin&t=Age%20and%20Sex&tid=ACST5Y2019.S0101&hidePreview=false>

## Burden (lab-confirmed & probable case rate)

Burden Status	Case Rate per 100,000 residents in the past two weeks	City of Menasha number of cases in the past two weeks
Low	Case rate is less than or equal to 10.	Less than 2 cases.
Moderate	Case rate is greater than 10, but less than or equal to 50.	Greater than 1 cases, but less than or equal to 9 cases.
Moderately High	Case rate is greater than 50, but less than or equal to 100.	Greater than 9 cases, but less than or equal to 18 cases.
High	Case rate is greater than 100, but less than or equal to 350.	Greater than 18 cases, but less than or equal to 63 cases.
Very High	Case rate is greater than 350, but less than or equal to 1,000.	Greater than 63 cases, but less than or equal to 181 cases.
Critically High	Case rate is greater than 1,000.	Greater than 181 cases.

City of Menasha COVID-19 laboratory confirmed and probable case rate trend and burden by 2-week periods\*



Current CDC COVID-19 Community Levels			
	Calumet County	Winnebago County	City of Menasha*
Current Status**	Low	Low	Low

\*City of Menasha residents may reside in either Calumet or Winnebago County. The City of Menasha will take the higher level of the two counties for COVID-19 Community Level indicators should the two counties differ. For more information on COVID-19 Community Levels, visit this webpage: <https://www.cdc.gov/coronavirus/2019-ncov/your-health/covid-by-county.html>

\*\*See table below for COVID-19 Community Level thresholds.

CDC COVID-19 Community Levels - Use the Highest Level that Applies to Your Community*				
New COVID-19 Cases (Per 100,000 people in the past 7 days)	Indicators	Low	Medium	High
Fewer than 200	New COVID-19 admissions per 100,000 population (7-day total)	<10.0	10.0-19.9	≥20.0
	Percent of staffed inpatient beds occupied by COVID-19 patients (7-day average)	<10.0	10.0-14.9%	≥15.0%
200 or more	New COVID-19 admissions per 100,000 population (7-day total)	N/A	<10.0	≥10.0
	Percent of staffed inpatient beds occupied by COVID-19 patients (7-day average)	N/A	<10.0%	≥10.0%

\*For more information on COVID-19 Community Levels and what prevention strategies should be implemented in the community, visit this webpage: <https://www.cdc.gov/coronavirus/2019-ncov/science/community-levels.html>

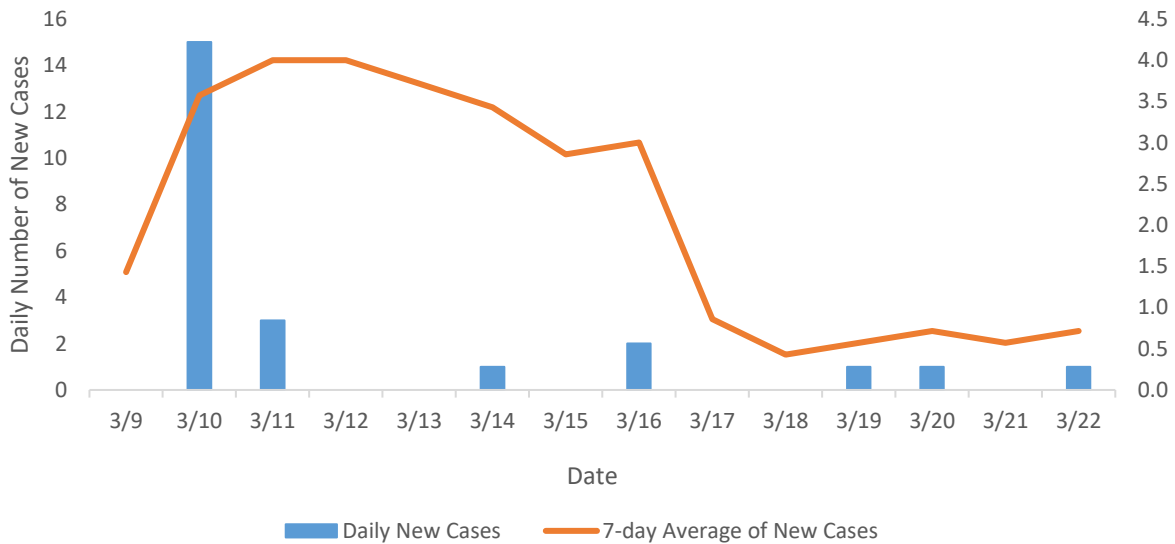
### What Prevention Steps Should You Take Based on Your COVID-19 Community Level?

Low	Medium	High
<ul style="list-style-type: none"> <li>Stay <a href="#">up to date</a> with COVID-19 vaccines</li> <li>Get <a href="#">tested</a> if you have symptoms</li> </ul>	<ul style="list-style-type: none"> <li>If you are at <a href="#">high risk for severe illness</a>, talk to your healthcare provider about whether you need to wear a mask and take other precautions</li> <li>Stay <a href="#">up to date</a> with COVID-19 vaccines</li> <li>Get <a href="#">tested</a> if you have symptoms</li> </ul>	<ul style="list-style-type: none"> <li><a href="#">Wear a mask</a> indoors in public</li> <li>Stay <a href="#">up to date</a> with COVID-19 vaccines</li> <li>Get <a href="#">tested</a> if you have symptoms</li> <li>Additional precautions may be needed for people at <a href="#">high risk for severe illness</a></li> </ul>
<p><b>People may choose to mask at any time.</b> People with symptoms, a positive test, or exposure to someone with COVID-19 should wear a mask and follow <a href="#">isolation and quarantine guidance</a>.</p>		

### Number and percentage of laboratory confirmed and probable cases of COVID-19 by age range, cumulative and past two weeks

Age Group	Cumulative Total Cases		Total Cases in the Past Two Weeks	
	Number of Cases	Percentage of Total Cases	Number of Cases	Percent of Cases in Past Two Weeks
<b>0-9</b>	419	8.2%	2	8.3%
<b>10-19</b>	727	14.1%	6	25.0%
<b>20-29</b>	820	16.0%	1	4.2%
<b>30-39</b>	941	18.3%	2	8.3%
<b>40-49</b>	781	15.2%	1	4.2%
<b>50-59</b>	705	13.7%	1	4.2%
<b>60-69</b>	435	8.5%	1	4.2%
<b>70-79</b>	198	3.9%	5	20.8%
<b>80+</b>	114	2.2%	5	20.8%
<b>Combined Total</b>	<b>5,140</b>	<b>100%</b>	<b>24</b>	<b>100%</b>

### Daily new cases (lab-confirmed and probable) in the City of Menasha and the 7-day average of total new cases



## COVID-19 Metrics

	Metric	Thresholds	Current Status
<b>Case Incidence</b>	Total confirmed and probable cases per 100,000 in the past 7 days	Red (High): $\geq 100$ Orange (Substantial): 50-99.99 Yellow (Moderate): 10-49.99 Blue (Low): 0-9.99	27.6 cases per 100,000 / 7 days
	Percent PCR Positive 7-day average	Red: >10% Yellow: 5-10% Green: <5%	11.8% positive tests / day
<b>Testing</b>	Daily Number 7-day average	Red: <14 tests/day Yellow: 14-28 tests/day Green: >28 tests/day	7.3 tests / day
	Disease Investigation	Red: Not able to attempt to contact all confirmed cases in a timely manner Green: Able to attempt to contact all confirmed cases in a timely manner	Disease investigators able to attempt to contact all cases within a timely manner
<b>Fox Valley HERC Hospital Capacity*</b>	Percentage of hospital <b>inpatient</b> beds in the community that are occupied.	Red: > 90% Yellow: 80-90% Green: <80%	97.1% of inpatient beds occupied
	Percentage of <b>intensive care unit</b> beds in the community that are occupied.	Red: > 90% Yellow: 80-90% Green: <80%	94.0% ICU beds occupied
	Percentage of hospital <b>inpatient</b> beds in the community that are occupied by patients with COVID-19.	Red: >15% Yellow: 10-15% Light Green: 5-10% Dark Green: <5%	2.0% beds occupied by patients with COVID-19

\*Hospital capacity data are from the Emergency Management Resource (EMResource) system. Reporting is not mandatory. Hospital capacity data is collected and reported at the Healthcare Emergency Readiness Coalition (HERC) level. The City of Menasha is a part of HERC 6, or the Fox Valley HERC. Hospital capability information at the state and HERC level can be found here: <https://www.dhs.wisconsin.gov/covid-19/hosp-data.htm#capabilities>