



City of Menasha Health Department

COVID-19 Weekly Data Summary



Public Health
Prevent. Promote. Protect.

January 7, 2020

Summary

- On December 11, 2020, the Food and Drug Administration (FDA) issued an Emergency Use Authorization (EUA) for the Pfizer-BioNTech COVID-19 vaccine. The FDA issued an EUA for the Moderna COVID-19 vaccine on December 18, 2020.
 - The vaccine will be administered in phases, starting with Phase 1A. Right now, the doses we have in Wisconsin are available to frontline healthcare providers and skilled nursing facility staff and residents. The vaccine is NOT yet available to the general public. For more information on the COVID-19 vaccine, please visit the [WI DHS COVID-19 Vaccine webpage](#) and the [CDC COVID-19 Vaccine webpage](#).
- Information about new COVID-19 variants can be found on this [CDC webpage](#). Scientists are working to learn more about the characteristics of these variants. Right now, there is no evidence that these variants cause more severe illness or increased risk of death.
- **Travel and in-person gatherings with people who do not live in your household increase your chance of getting and spreading the virus that causes COVID-19.**
- **There is still significant uncontrolled community spread of COVID-19 in our community. Assume you may be exposed to the virus when you are in public.**
 - There are people living in our community who have the virus, but don't know it. Even these individuals who do not feel sick (or do not show symptoms – "asymptomatic") can spread the virus to others. This is called "asymptomatic spread."
 - Some people know they are sick or that they are a close contact of someone with COVID-19, but they choose to go out in public anyway. These individuals are breaking isolation or quarantine and are exposing others to the virus. View [this fact sheet](#) for information about what the terms isolation and quarantine mean.
- **It is extremely important that you limit your trips outside of your home to essential errands only. Always wear a mask or face covering and maintain at least 6 feet of physical distance from others at all times. A mask/face covering is NOT a substitute for physical distancing. You need to do both. Do not attend group gatherings.**
- On November 20, 2020 Governor Evers signed [Executive Order #95](#), declaring a new public health emergency in the state as Wisconsin hospitals are nearing full capacity and hospital staff is having a hard time keeping up with the need for care. With this declaration, Governor Evers signed [Emergency Order #1](#), which issues a new face covering order. This is in effect immediately, and will expire after 60 days or with a new order.
- Governor Evers delivered a statewide address on the COVID-19 pandemic on November 10, 2020. It can be viewed [here](#). Governor Evers also signed [Executive Order #94](#), advising Wisconsinites to stay home, urging them to take precautions to stay safe if they must leave their home, and encouraging businesses to take additional steps to protect their customers, employees, and the community.



Public Health
Prevent. Promote. Protect.

- The Wisconsin Department of Health Services (DHS) has information and resources to help you keep yourself, your family, and community healthy and safe. Check out the DHS [You Stop the Spread](#) website and the DHS [Making Safe Choices](#) website.
- Currently in the City of Menasha the burden of confirmed COVID-19 cases is very high and the activity level is very high. The case rate for this 2-week period (Dec 23 – Jan 5) is 376.9 cases per 100,000 population, which is an increase from a case rate of 314.1 cases per 100,000 population in the previous 2-week period (Dec 16 – Dec 29).
- City of Menasha disease investigators have implemented crisis standards of practice for disease investigation and contact tracing. Using these crisis standards of practice, disease investigators were able to contact all confirmed cases of COVID-19 within 24 hours of the confirmed cases being communicated to the health department.
- The Menasha Joint School District (MJSD) continues to utilize virtual learning for all schools. The MJSD Superintendent issued a letter to MJSD parents and guardians on December 21, 2020 to describe the most recent proposed schedule for bringing students back for in-person learning. You can read the letter in [English here](#) and in [Spanish here](#).
- The Sunnyview Expo Center (Oshkosh) WING testing site has been approved to extend through March 10, 2021 with a schedule change. The Appleton North High School WING testing site has been granted an extension to operate through January 6, 2021. Please visit our [COVID-19 testing sites webpage](#) for the most up to date information.
 - A ThedaCare Mobile Testing unit will be at Christ the Rock Church in Menasha on Thursday, Jan. 7 and Jan. 14 from 9am-5pm, for FREE COVID-19 testing. To register for a test, please visit <https://doineedacovid19test.com/>. This is a self-swab (PCR) test observed by a ThedaCare staff member.
 - A ThedaCare Mobile Testing unit will be available at Chilton High School on January 6 and January 13 from 9am-5pm.

Background

This data summary provides preliminary data on the cases of COVID-19 in the City of Menasha from December 23, 2020 – January 5, 2021. Most data included in this report is for laboratory confirmed cases of COVID-19 (lab-confirmed). Some data is available for probable cases of COVID-19. See the next page for a definition of a probable case. Case counts utilized for all graphs and tables are based on the date public health staff received and recorded the test results. Numbers here may not represent final case counts for this reporting period.



Public Health
Prevent. Promote. Protect.

More Information

Additional resources and information about COVID-19 can be found on the following websites:

- [City of Menasha Health Department COVID-19 webpage](#)
- [Wisconsin Department of Health Services](#)
- [Winnebago County Health Department](#)
- [Calumet County Public Health Division](#)
- [Centers for Disease Control and Prevention](#)

Cases of COVID-19 in the City of Menasha in the past two weeks (December 23 – January 5)

	Case Count for past 2 weeks	Case Rate (per 100,000 people)	Burden*	Population**
Lab-Confirmed Cases	66	376.9	Very High	17,510
Probable Cases***	14	80.0		17,510
Combined	80	456.9		17,510

*Burden is based off of the case rate per 100,000 people in the past two weeks. See the next table for more information on Burden Status for the City of Menasha. Visit the DHS website for more information on this indicator at the state and county level <https://www.dhs.wisconsin.gov/covid-19/local.htm>

**Population for the City of Menasha was retrieved from https://doa.wi.gov/DIR/Final_Ests_Muni_2019.pdf

*** A person is counted as a probable case of COVID-19 if they are not positive by a confirmatory laboratory test method (PCR/molecular test), but has tested positive using antigen test method OR has symptoms of COVID-19 AND has a known exposure to COVID-19 (for example, being in close contact of someone with COVID-19).

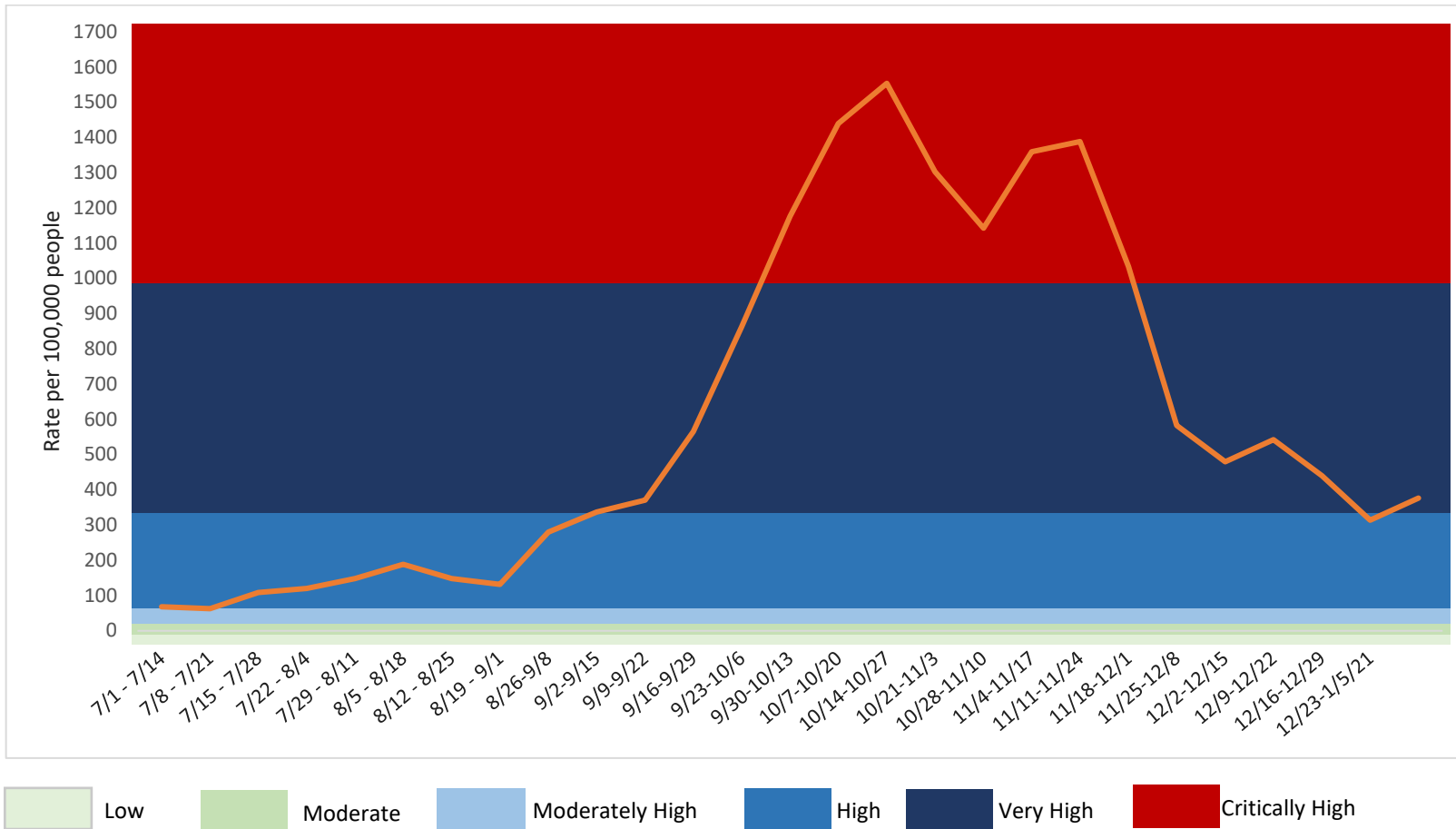
Burden (lab-confirmed case rate)

	Case Rate per 100,000 residents in the past two weeks	City of Menasha number of cases
Low	Case rate is less than or equal to 10.	Less than 2 cases.
Moderate	Case rate is greater than 10, but less than or equal to 50.	Greater than 1 cases, but less than or equal to 8 cases.
Moderately High	Case rate is greater than 50, but less than or equal to 100.	Greater than 8 cases, but less than or equal to 17 cases.
High	Case rate is greater than 100, but less than or equal to 350.	Greater than 17 cases, but less than or equal to 61 cases.
Very High	Case rate is greater than 350, but less than or equal to 1,000.	Greater than 61 cases, but less than or equal to 175 cases.
Critically High	Case rate is greater than 1,000.	Greater than 175 cases.



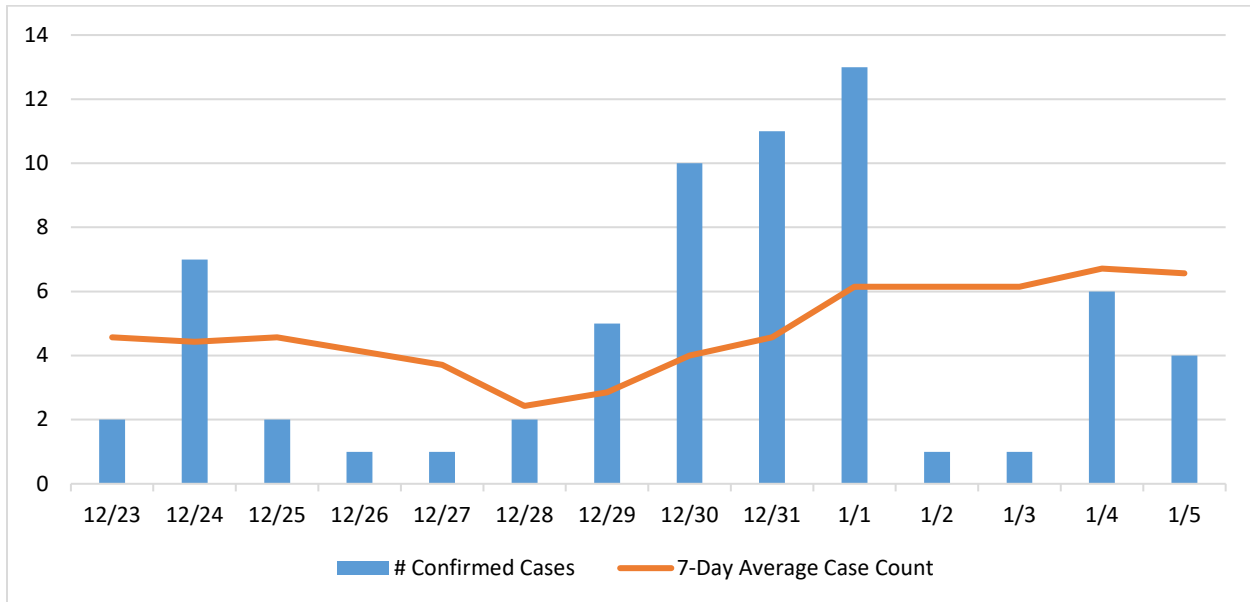
Public Health
Prevent. Promote. Protect.

City of Menasha COVID-19 laboratory confirmed case rate trend and burden by 2-week periods*

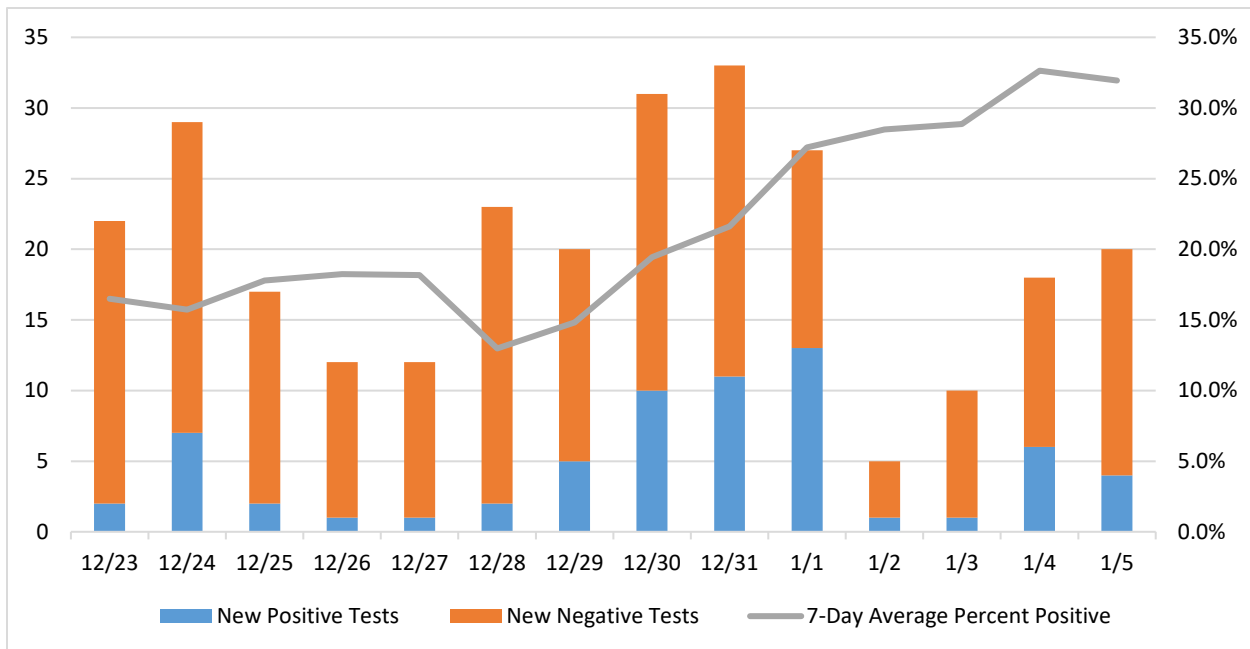


*see the table above for more information about burden status.

Number of laboratory confirmed COVID-19 cases by day in the City of Menasha in the past two weeks (Dec 23 – Jan 5) and the 7 day average



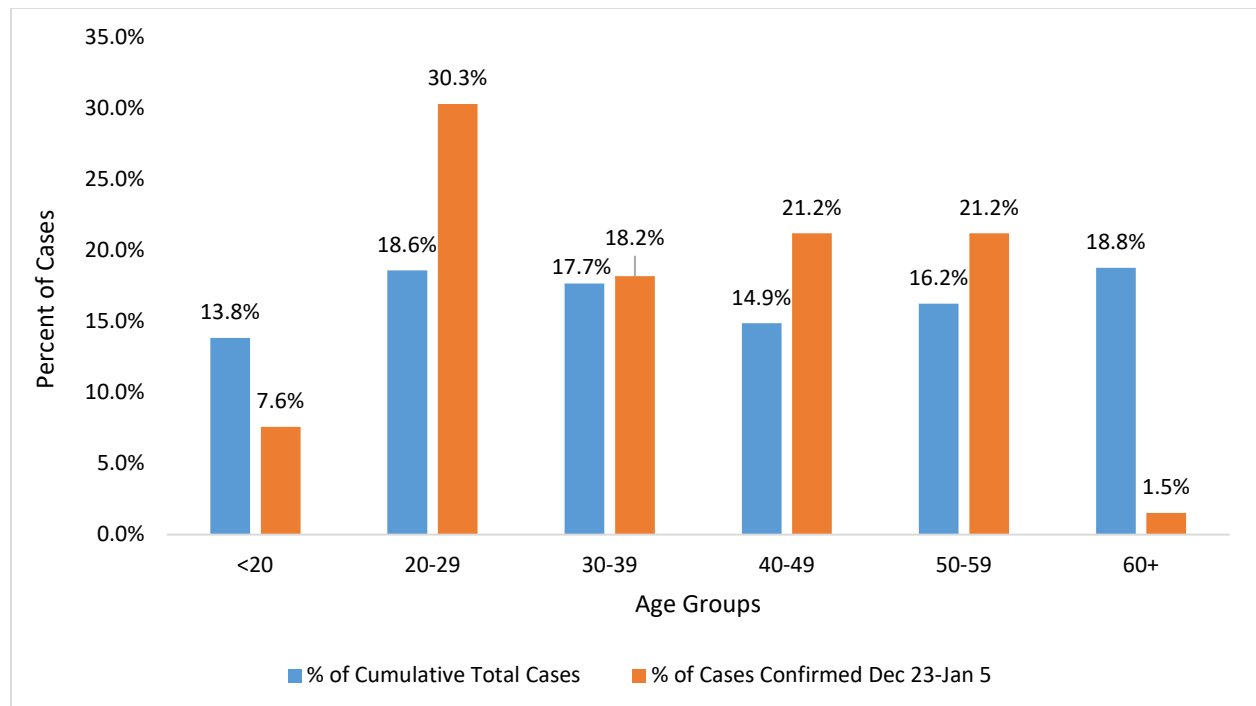
New COVID-19 tests, positive (PCR) and negative, by day and the 7-day average percent positive tests (Dec 23 – Jan 5)



Number and percentage of laboratory confirmed cases of COVID-19 by age: cumulative and in the past two weeks (Dec 23 – Jan 5)

Age Group	Cumulative total cases		Cases in the past two weeks	
	Number of Cases	Percentage of Total Cases	Number of Cases	Percentage of Cases in Past Two Weeks
<20	213	13.8%	5	7.6%
20-29	286	18.6%	20	30.3%
30-39	272	17.7%	12	18.2%
40-49	229	14.9%	14	21.2%
50-59	250	16.2%	14	21.2%
60+	289	18.8%	1	1.5%
Total	1,539	100%	66	100%

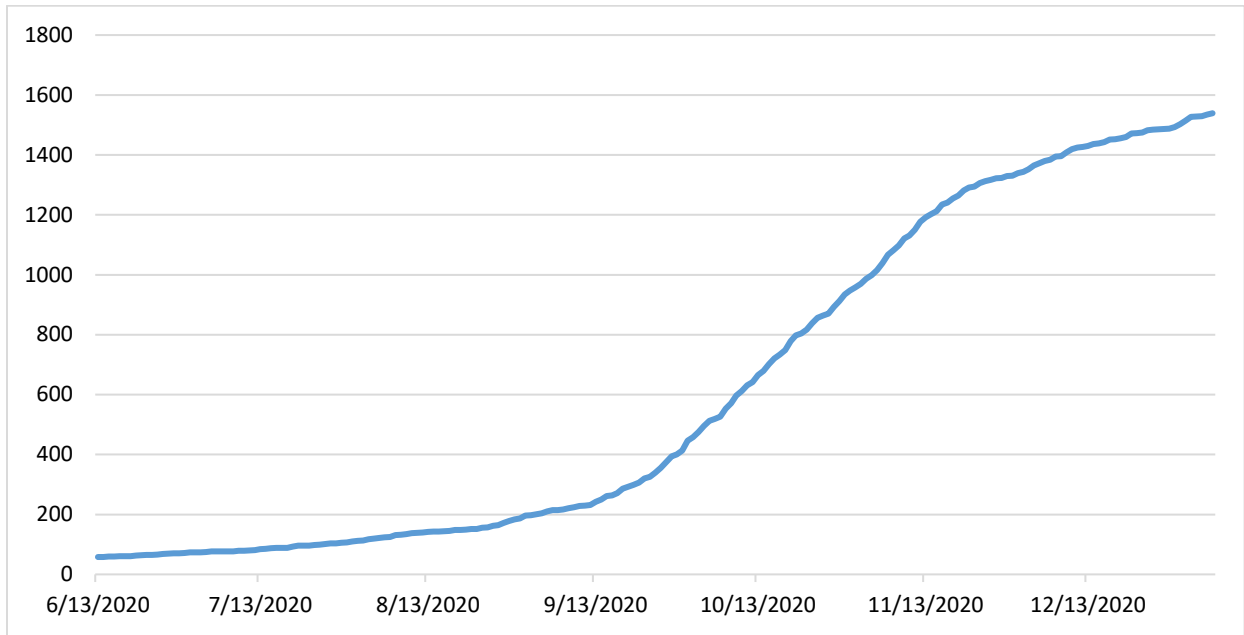
Percentage of laboratory confirmed cases of COVID-19 by age: cumulative and in the past two weeks (Dec 23 – Jan 5)





Public Health
Prevent. Promote. Protect.

Cumulative number of laboratory confirmed cases of COVID-19 by date of symptom onset or diagnosis (as of Jan 5)



Active cases of COVID-19, lab-confirmed and probable, and total number of cases in the City of Menasha (as of Jan 5)

	Number of Active Cases	Percent of Total Cases	Total Cases
Lab-Confirmed Cases	24	1.6%	1,539
Probable Cases	9	7.3%	123
Total Cases	33	2.0%	1,662