

City of Menasha COVID-19 Data Summary

Date: April 28, 2022

Summary/What's New

- After a Federal Court ruling, wearing masks while using public transportation is no longer required. The CDC continues to recommend mask wearing in this setting.
- The Food and Drug Administration (FDA) authorized a second mRNA booster dose for people 50 years and older, and certain immunocompromised individuals. This recommendation was supported by the CDC and WI DHS.
- The CDC updated their [masking guidance](#) to correlate to COVID-19 Community Levels. Knowing which [COVID-19 Community Level](#) your county is in will help determine which prevention measures are needed to protect yourself and your family.
- The virus that causes COVID-19 is still here, and can cause serious illness and death in individuals at high risk and those who are not up to date with their COVID-19 vaccines. Consider your risks and the risks of those you live or interact with when choosing whether to wear a mask when in public places; and consider getting the COVID-19 vaccine if you haven't already for the most protection.
- **Vaccination is the best tool to prevent serious disease, hospitalization, and death due to COVID-19. Wisconsin residents ages 5 and older are eligible to receive the COVID-19 vaccine. COVID-19 vaccines are safe, effective, and free. You do not need an ID or insurance to get a vaccine.**
 - Visit the Menasha Health Department's [COVID-19 vaccine webpage](#) for clinic information.
 - If you have questions about the COVID-19 vaccine, call: 211 or 877-947-2211. Language assistance is available. Visit [vaccines.gov](#) to find a place to get your FREE COVID-19 vaccine.
- **Everyone ages 12 and older is recommended to get a booster dose for the best protection against COVID-19 and circulating variants.**
- COVID-19 testing is available in the community if you are in need of a test. Visit our [testing sites webpage](#) for more information. You may also order two sets of four free at-home test kits from the federal government [here](#).
 - Follow [current isolation and quarantine guidance](#) if you test positive for COVID-19, have symptoms, or have been exposed.
- As of April 26, 61.9% of City of Menasha residents have received at least one dose of the vaccine and 59.2% are fully vaccinated. To read more about vaccine data, see [this dashboard](#).
- Currently in the City of Menasha the burden of confirmed and probable COVID-19 cases is high and the activity level is high. The combined case rate for this 2-week period (Apr 13 – Apr 26) is 248.4 cases per 100,000 population, which is an increase from the case rate of 160.1 from the previous 2-week period (Apr 6 – Apr 19).

Background

This data summary provides preliminary data on the cases of COVID-19 in the City of Menasha from April 13, 2022 – April 26, 2022. Data included in this report is for lab-confirmed cases of COVID-19 and probable cases of COVID-19. A person is counted as a probable case of COVID-19 if they have a positive antigen test OR has symptoms of COVID-19 AND has a known exposure to COVID-19. Case counts utilized for all graphs and tables are based on the date public health staff received and recorded the test results. Numbers here may not represent final case counts for this reporting period.

Additional resources and information about COVID-19 can be found on the following websites:

- [City of Menasha Health Department COVID-19 webpage](#)
- [Wisconsin Department of Health Services](#)
- [Winnebago County Health Department](#)
- [Calumet County Public Health Division](#)
- [Centers for Disease Control and Prevention](#)

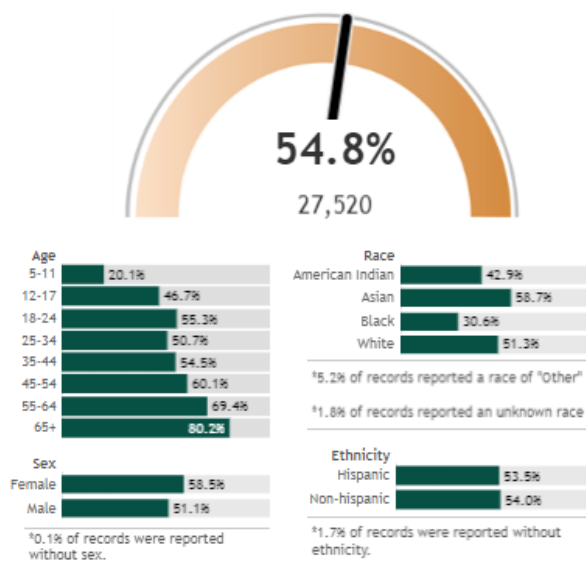
Number and percent of City of Menasha, Calumet and Winnebago County residents who have received the COVID-19 vaccine (as of April 26)

	Received at least 1 dose	Completed vaccine series	Completed Booster/Additional dose (N/D=no data available)	Population
City of Menasha*	11,213 (61.9%)	10,722 (59.2%)	N/D	18,114
Calumet	28,589 (56.9%)	27,520 (54.8%)	15,570 (31.0%)	50,209
Winnebago	106,984 (62.3%)	102,077 (59.5%)	57,003 (33.2%)	171,631

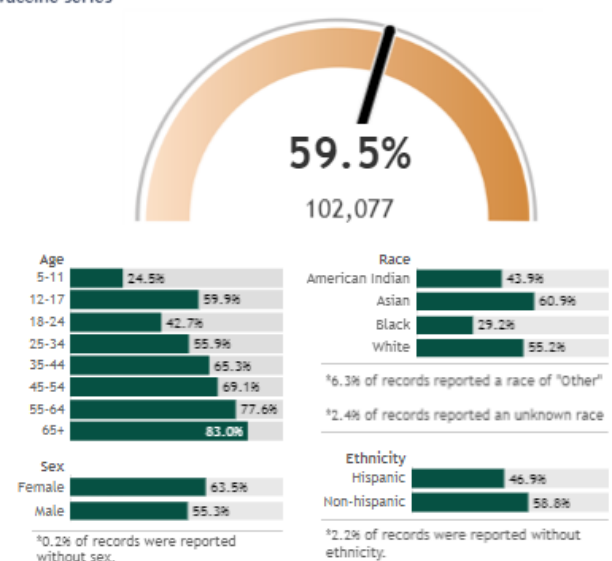
*Vaccine data was retrieved from: <https://www.dhs.wisconsin.gov/covid-19/vaccine-data.htm>. Other municipal-level demographic data is not available. To view more COVID-19 vaccine data, please visit: <https://www.dhs.wisconsin.gov/covid-19/vaccine-data.htm>

Age range and ethnicity COVID-19 vaccine data for Calumet and Winnebago County residents who have completed the vaccine series (as of April 26)

Percent of Calumet County residents who have completed the vaccine series



Percent of Winnebago County residents who have completed the vaccine series



Case counts, case rate per 100,000 people, and burden class in the City of Menasha for the past two weeks (Apr 13 – Apr 26)

	Case Count for Past 2 Weeks	Case Rate (per 100,000 people)	Burden Class*	Population**
City of Menasha	45	248.4	High	18,114

*Burden Class is based on the case rate per 100,000 people in the past two weeks. Visit the DHS website for more information about Burden and Activity Level visit; <https://www.dhs.wisconsin.gov/covid-19/local.htm>

**Population for the City of Menasha was retrieved from

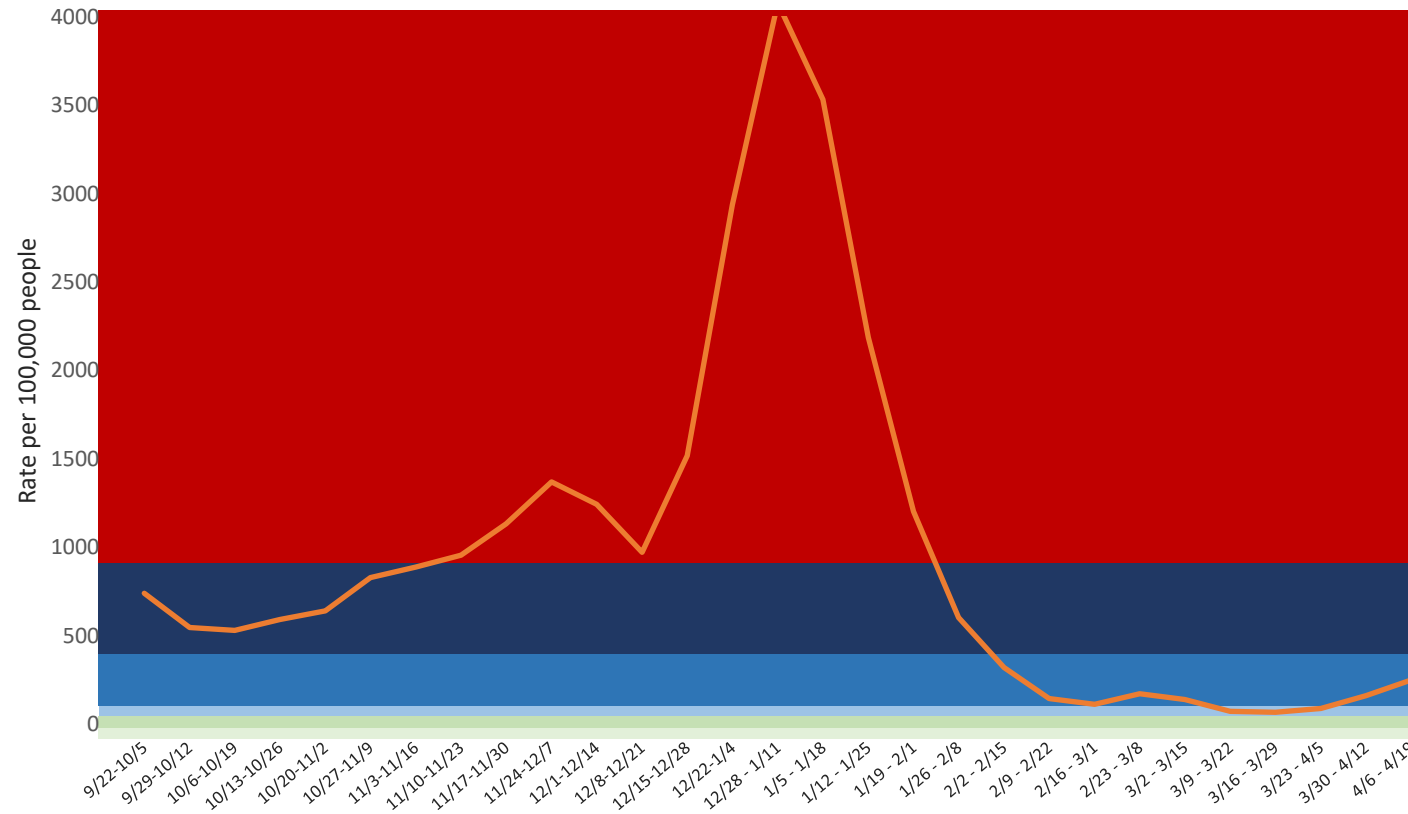
<https://data.census.gov/cedsci/table?q=Menasha%20City,%20Wisconsin&t=Age%20and%20Sex&tid=ACST5Y2019.S0101&hidePreview=false>

Note: The WI DHS has retired the disease activity dashboard, which included data on burden class and activity level. City of Menasha burden class will continue to be reported weekly at this time, but we are longer able to report the state-level data. WI DHS has transitioned to using the CDC's COVID-19 Community Levels. More information about the COVID-19 Community Levels can be found on Page 5.

Burden (lab-confirmed & probable case rate)

Burden Status	Case Rate per 100,000 residents in the past two weeks	City of Menasha number of cases in the past two weeks
Low	Case rate is less than or equal to 10.	Less than 2 cases.
Moderate	Case rate is greater than 10, but less than or equal to 50.	Greater than 1 cases, but less than or equal to 9 cases.
Moderately High	Case rate is greater than 50, but less than or equal to 100.	Greater than 9 cases, but less than or equal to 18 cases.
High	Case rate is greater than 100, but less than or equal to 350.	Greater than 18 cases, but less than or equal to 63 cases.
Very High	Case rate is greater than 350, but less than or equal to 1,000.	Greater than 63 cases, but less than or equal to 181 cases.
Critically High	Case rate is greater than 1,000.	Greater than 181 cases.

City of Menasha COVID-19 laboratory confirmed and probable case rate trend and burden by 2-week periods*



*Refer to the table above for more information on burden categories and thresholds.

Current CDC COVID-19 Community Levels			
	Calumet County	Winnebago County	City of Menasha*
Current Status**	Low	Low	Low

*City of Menasha residents may reside in either Calumet or Winnebago County. The City of Menasha will take the higher level of the two counties for COVID-19 Community Level indicators should the two counties differ. For more information on COVID-19 Community Levels, visit this webpage: <https://www.cdc.gov/coronavirus/2019-ncov/your-health/covid-by-county.html>

**See table below for COVID-19 Community Level thresholds.

CDC COVID-19 Community Levels - Use the Highest Level that Applies to Your Community*				
New COVID-19 Cases (Per 100,000 people in the past 7 days)	Indicators	Low	Medium	High
Fewer than 200	New COVID-19 admissions per 100,000 population (7-day total)	<10.0	10.0-19.9	≥20.0
	Percent of staffed inpatient beds occupied by COVID-19 patients (7-day average)	<10.0	10.0-14.9%	≥15.0%
200 or more	New COVID-19 admissions per 100,000 population (7-day total)	N/A	<10.0	≥10.0
	Percent of staffed inpatient beds occupied by COVID-19 patients (7-day average)	N/A	<10.0%	≥10.0%

*For more information on COVID-19 Community Levels and what prevention strategies should be implemented in the community, visit this webpage: <https://www.cdc.gov/coronavirus/2019-ncov/science/community-levels.html>

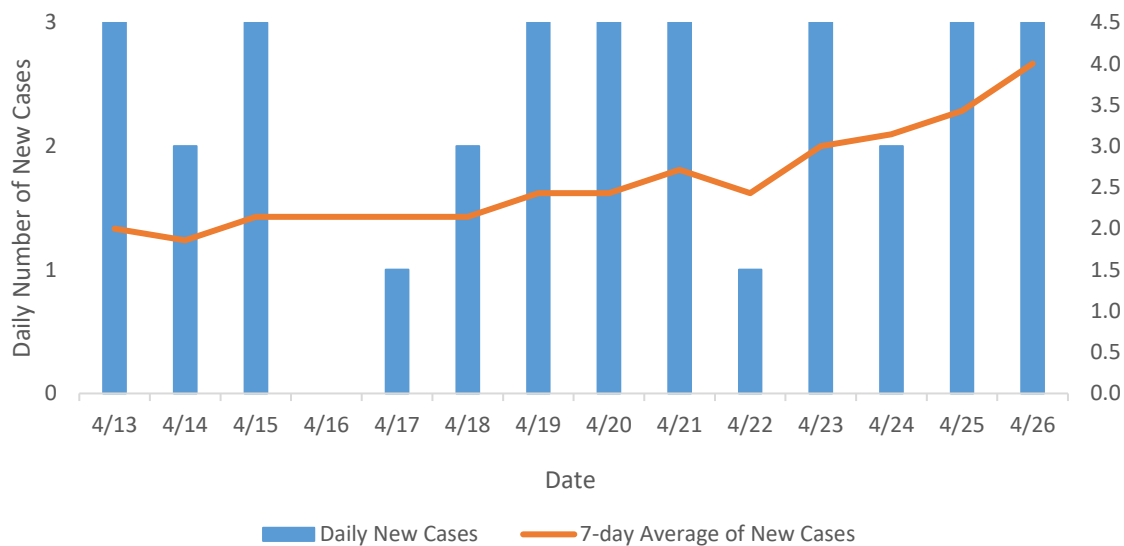
What Prevention Steps Should You Take Based on Your COVID-19 Community Level?

Low	Medium	High
<ul style="list-style-type: none"> Stay up to date with COVID-19 vaccines Get tested if you have symptoms 	<ul style="list-style-type: none"> If you are at high risk for severe illness, talk to your healthcare provider about whether you need to wear a mask and take other precautions Stay up to date with COVID-19 vaccines Get tested if you have symptoms 	<ul style="list-style-type: none"> Wear a mask indoors in public Stay up to date with COVID-19 vaccines Get tested if you have symptoms Additional precautions may be needed for people at high risk for severe illness
<p>People may choose to mask at any time. People with symptoms, a positive test, or exposure to someone with COVID-19 should wear a mask and follow isolation and quarantine guidance.</p>		

Number and percentage of laboratory confirmed and probable cases of COVID-19 by age range, cumulative and past two weeks

Age Group	Cumulative Total Cases		Total Cases in the Past Two Weeks	
	Number of Cases	Percentage of Total Cases	Number of Cases	Percent of Cases in Past Two Weeks
0-9	427	8.2%	5	11.1%
10-19	730	14.0%	2	4.4%
20-29	831	16.0%	7	15.6%
30-39	953	18.3%	5	11.1%
40-49	789	15.2%	4	8.9%
50-59	711	13.7%	6	13.3%
60-69	443	8.5%	7	15.6%
70-79	203	3.9%	3	6.7%
80+	120	2.3%	6	13.3%
Combined Total	5,207	100%	45	100%

Daily new cases (lab-confirmed and probable) in the City of Menasha and the 7-day average of total new cases



COVID-19 Metrics

Metric		Thresholds	Current Status
Case Incidence	Total confirmed and probable cases per 100,000 in the past 7 days	Red (High): ≥ 100 Orange (Substantial): 50-99.99 Yellow (Moderate): 10-49.99 Blue (Low): 0-9.99	154.6 cases per 100,000 / 7 days
	Percent PCR Positive 7-day average	Red: $>10\%$ Yellow: 5-10% Green: $<5\%$	28.8% positive tests / day
Testing	Daily Number 7-day average	Red: <14 tests/day Yellow: 14-28 tests/day Green: >28 tests/day	8.4 tests / day
	Disease Investigation	Red: Not able to attempt to contact all confirmed cases in a timely manner Green: Able to attempt to contact all confirmed cases in a timely manner	Disease investigators able to attempt to contact all cases within a timely manner
Fox Valley HERC Hospital Capacity*	Percentage of hospital inpatient beds in the community that are occupied.	Red: $> 90\%$ Yellow: 80-90% Green: $<80\%$	93.2% of inpatient beds occupied
	Percentage of intensive care unit beds in the community that are occupied.	Red: $> 90\%$ Yellow: 80-90% Green: $<80\%$	90.3% ICU beds occupied
	Percentage of hospital inpatient beds in the community that are occupied by patients with COVID-19.	Red: $>15\%$ Yellow: 10-15% Light Green: 5-10% Dark Green: $<5\%$	1.2% beds occupied by patients with COVID-19

*Hospital capacity data are from the Emergency Management Resource (EMResource) system. Reporting is not mandatory. Hospital capacity data is collected and reported at the Healthcare Emergency Readiness Coalition (HERC) level. The City of Menasha is a part of HERC 6, or the Fox Valley HERC. Hospital capability information at the state and HERC level can be found here: <https://www.dhs.wisconsin.gov/covid-19/hosp-data.htm#capabilities>