City of Menasha

2022 Operating Budget

&

2022-2026 Capital Improvements Plan Budget

CITY OF MENASHA
2022 OPERATING BUDGET AND CAPITAL IMPROVEMENTS BUDGET

TABLE OF CONTENTS

INTRODUCTION AND SUMMARY

Budget Message from Mayor
Directory of Officials
Tax Levy Comparison
General Fund Expenditures Summary-2022 Operating Budget
2022 Budget Summary-by Expenditure Types

GENERAL FUND REVENUES
Revenue Summary - 2022 Operating Budget 1
Revenue Detail - 2022 Operating Budget ..... 2 - 10

GENERAL GOVERNMENT
Common Council ..... 12 - 13
Mayor's Office ..... 14 - 15
City Attorney ..... 16 - 17
Property Insurance 18
City Clerk ..... 20 - 21
Elections ..... 22 - 23
Menasha-Neenah Municipal Court 24
Finance (Comptroller/Treasurer) ..... 26 - 28
Personnel/Human Resources ..... 30 - 32
Assessor ..... 34 - 35
Information Technology 36
Illegal Taxes/Tax Refunds 37
Uncollectible Debt 38
Employees Safety Commitee ..... 40 - 42
Municipal Buildings ..... 44 - 45

PUBLIC SAFETY
Menasha Police Department
Operations ..... 47 - 50
Crossing Guards ..... 52 - 53
Community Service Officers ..... 54 - 55
Auxiliary Police ..... 56 - 57
Jail/Prisoner Meal Charge ..... 58 - 59
Code Enforcement ..... 60 - 61

Neenah-Menasha Fire & Rescue
Operations Narrative ..... 62 - 69
Cost Distribution Formula as of 12/31/2020 (for 2022 Budget) 70
Comparison of 2021 Budget & 2022 Budget (City of Menasha share only) 71
Operations Budget (City of Menasha share only) 72
Operations Budget (Total Combined Budget - Neenah & Menasha budgets) ..... 73 - 75

Emergency Government 76
Building Inspector ..... 78 - 79
Sealer of Weights and Measures ..... 80 - 81

CITY OF MENASHA
2022 OPERATING BUDGET AND CAPITAL IMPROVEMENTS BUDGET

TABLE OF CONTENTS (continued)

PUBLIC WORKS

Engineering ..... 84 - 85
Street Construction ..... 86 - 88
Street Excavation 89
Snow & Ice Removal ..... 90 - 91
Street Signs - Markings ..... 92 - 94
Sidewalks & Crosswalks ..... 96 - 97
Sidewalk Excavation 98
Street Lighting ..... 100 - 101
Parking Lots & Meters ..... 102 - 103
Canal Maintenance - Construction 104
Refuse Collection/Disposal ..... 106 - 107
Refuse Commercial Overflow 108
Weed Control/Weed Cutting ..... 110 - 111

Other Public Works

Valley Transit Subsidy ..... 112 - 114
Dial-A-Ride Subsidy 115

HEALTH & HUMAN SERVICES

Health Department ..... 118 - 121
Environmental Health ..... 122 - 125
Health Screening/60 Plus ..... 126 - 128
Prevention Program ..... 130 - 131
COVID Tracing/Detection ..... 132 - 133
School Health Aides ..... 134 - 135
Dental Program ..... 136 - 138
Communicable Diseases ..... 140 - 141
Lead Free Delivery Grant 142
PHEP Workforce Grant ..... 144 - 145
Lead Prevention Grant ..... 146 - 147
Immunization Grant ..... 148 - 149
Maternal Child Health ..... 150 - 151
Dental Sealant Program ..... 152 - 154
Opioid Grant ..... 156 - 157
Bio-Terrorism ..... 158 - 159
Twenty-Four/Seven Communication ..... 160 - 161
Senior Center ..... 162 - 164
ELC Cares Grant ..... 166 - 167
COVID Vaccination ..... 168 - 169
Health ARPA Grant ..... 170 - 171
Animal Impoundment ..... 172 - 173
Resthaven Cemetery ..... 174 - 175

CULTURE, RECREATION & EDUCATION

Public Library ..... 177 - 180
Parks Department ..... 182 - 185
Recreation Department ..... 186 - 188
Swimming Pool ..... 190 - 192
Civic Commemorations ..... 194 - 195
Lift Bridges ..... 196 - 197

CITY OF MENASHA
2022 OPERATING BUDGET AND CAPITAL IMPROVEMENTS BUDGET

TABLE OF CONTENTS (continued)

CONSERVATION AND DEVELOPMENT

Community Development ..... 199 - 203
Urban Redevelopment 204
Forestry 206-207

Misc-Health Insurance Adjustment 208

SPECIAL REVENUE FUNDS

Façade Improvement (Fund 203) ..... 209 - 210
Strong Neighborhoods (Fund 204) ..... 211 - 212
Marina (Fund 207) ..... 214 - 216
Park Development (Fund 209) ..... 218 - 220
American Rescue Plan Act (Fund 255) ..... 221 - 222
CDBG Revolving Loan (Fund 263) ..... 223 - 224
Recycling (Fund 266) ..... 225 - 231
Library Endowment (Fund 821) ..... 232 - 233
Hattie Miner Scholarship (Fund 822) ..... 234 - 235
Public Safety Donations (Fund 824) ..... 236 - 237
Park & Rec Donations (Fund 826) ..... 238 - 239

ENTERPRPRISE FUNDS

Sewage Utility (Fund 601) ..... 241 - 245
Stormwater Utility (Fund 625) ..... 246 - 256

INTERNAL SERVICE FUNDS

Public Works Facility (Fund 731) ..... 258 - 262
Property & Liability Insurance (Fund 733) ..... 263 - 264
HRA Health Insurance (Fund 734) ..... 265 - 266
Self-Funded Dental Insurance (Fund 735) ..... 267 - 268
Street Equipment (Fund 741) ..... 269 - 270
Information Technology (Fund 743) ..... 271 - 293
Post Employment Sick (Fund 744) ..... 294 - 295

DEBT SERVICE FUND

Debt Service (Fund 310) ..... 297 - 298

CAPITAL PROJECTS FUND

TIF District #4 (Fund 456) ..... 299 - 300
Capital Improvements (Fund 470) ..... 301 - 305
TIF District #7 (Fund 481) ..... 306 - 307
TIF District #8 (Fund 484) ..... 308 - 309
TIF District #9 (Fund 485) ..... 310 - 312
TIF District #10 (Fund 487) ..... 313 - 315
TIF District #11 (Fund 489) ..... 316 - 318
TIF District #12 (Fund 492) ..... 319 - 322
TIF District #13 (Fund 493) ..... 323 - 326
TIF District #14 (Fund 494) ..... 327 - 328

CITY OF MENASHA
2022 OPERATING BUDGET AND CAPITAL IMPROVEMENTS BUDGET

TABLE OF CONTENTS (continued)

OTHER FUNDS/COMPONENT UNITS

Redevelopment Authority (Fund 501) ..... 329 - 330

OTHER INFORMATION

2022 - 2026 Capital Improvements Program (CIP) Budget

2022 - 2026 CIP Budget - Department Summary 331
2022 - 2026 CIP Budget - Projects by Department ..... 332 - 336
2022 - 2026 CIP Budget - Funding Source Summary 338
2022 - 2026 CIP Budget - Projects by Funding Source ..... 339 - 346
2022 - 2026 CIP Budget - Projects & Funding Sources by Department
Administration ..... 348 - 351
Community Development ..... 352 - 356
Equipment Replacement Program ..... 357 - 393
Fire Department ..... 395 - 404
Information Systems ..... 405 - 416
Parks & Recreation Department ..... 417 - 453
Police Department ..... 455 - 468
Public Library ..... 469 - 474
Public Works Department ..... 475 - 553
TIF District #10 ..... 555 - 556
TIF District #11 ..... 557 - 559
TIF District #13 ..... 561 - 562

INTRODUCTION & SUMMARY

Mayor Donald Merkes

As our national economy grows stronger, Menasha continues to grow as well. With the advent of a vaccine, hope returned, schools reopened, our economy rebounded, and new development that was paused due to COVID-19 has resumed. There are still challenges for the coming year, workforce is tight, electric and water use are down, and the State continues to share less revenue with Cities. I believe our opportunities exceed our challenges and Menasha will continue on a path of improvement as it has for the last decade.

With the release of the 2020 Census results Menasha has grown to 18,268 residents increasing 5.3%, which is faster than the State average of 3.6%. Our equalized value has increased to $1.3 billion, a growth rate of 6%. Our debt has decreased by over $10 million since 2011 even after building a new Public Works Facility. We have seen more than $232,320 in private investment as a result of our Strong Neighborhoods program investment of $67,679 this year alone.

As revenues from the State and County continue to decline, along with strict levy limits, municipal budgets become more and more difficult to balance each year. This budget reflects using funding up to our state imposed levy limit increasing our total property tax levy by 1.77%. We expect to close TIF 9 for the 2023 budget which will provide some relief to these constraints.

A budget is a reflection of our values as a community and setting financial resources to provide services. What you'll find in this budget:

- $1.8 million in street construction (without special assessments) `
- Initial investment in traffic camera system
- New playgrounds in Shepard and Jefferson Parks
- Funding for continued COVID-19 response
- Planning for an enhanced library
- Replacement fire truck
- 2% cost of living wage increase for all employees
- Infrastructure for two new subdivisions
- Cyber security and IT updates

I believe this budget continues to embrace the values we have as Menasha residents in a cost effective manner. The accomplishments of the past year and our goals for the future could not be met without our team of dedicated employees. This budget provides for our needs today, with an eye toward the future.

With the adoption of this budget, we will continue the proud traditions and heritage of the community and look to create new sources of pride for the next generation.

City of Menasha Profile

Nestled in the heart of the Fox Cities, the City of Menasha has created a sense of place that attracts people from around the region with friendly neighborhoods, unique businesses, neighborhood schools, major employers, and exceptional recreational opportunities. Menasha leads in providing quality services, low cost electric, progressive public safety, and lifelong learning opportunities.

Incorporated in 1874, the City is comprised of 7.76 square miles with a population of 18,268. Menasha has the most publicly accessible waterfront in the Fox Cities promoting itself as "*Your Place on the Water*".

Changes in industrial practices and the City's fixed borders have encouraged a new emphasis on reinventing Menasha's downtown and riverfront areas. Projects currently under construction and recently announced will bring $21.5 million in new value and 110+ new dwelling units to the greater downtown area.

Population

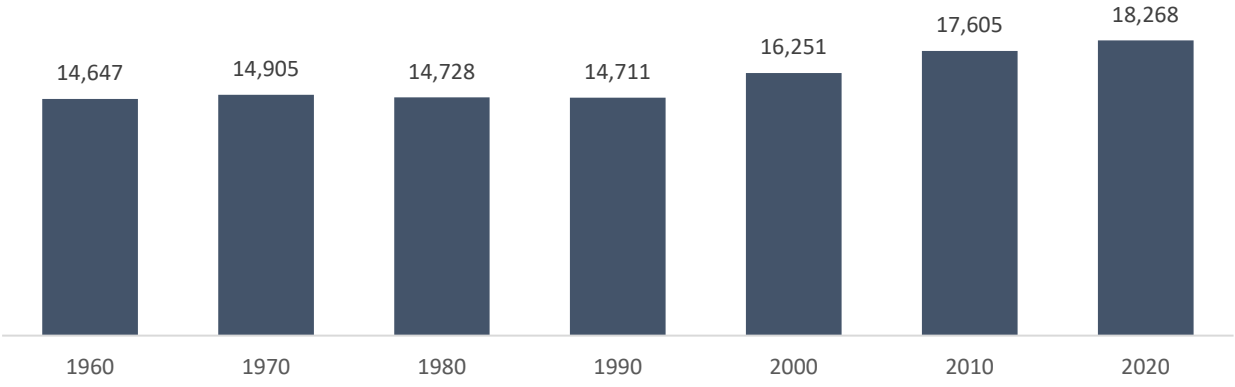

Demographics

Age

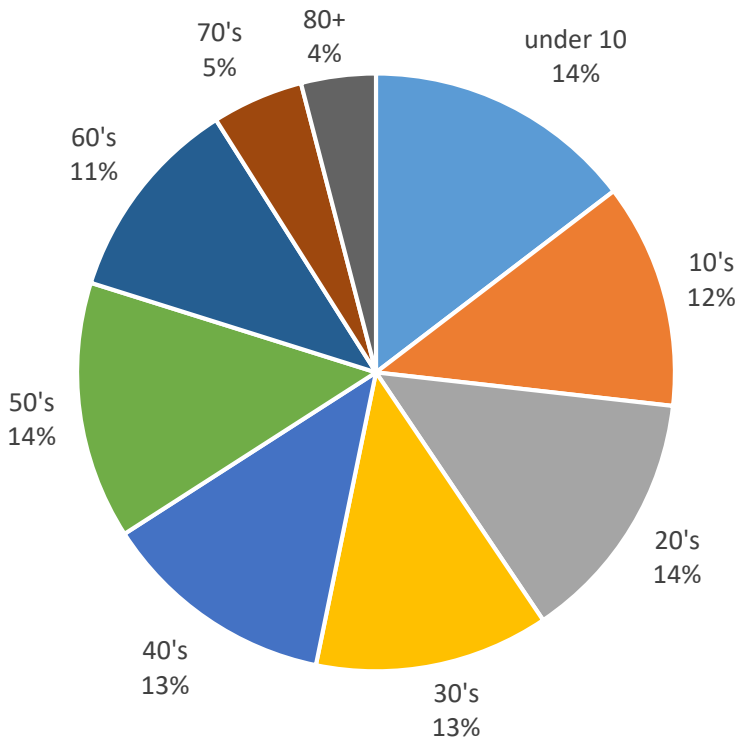

Ethnicity

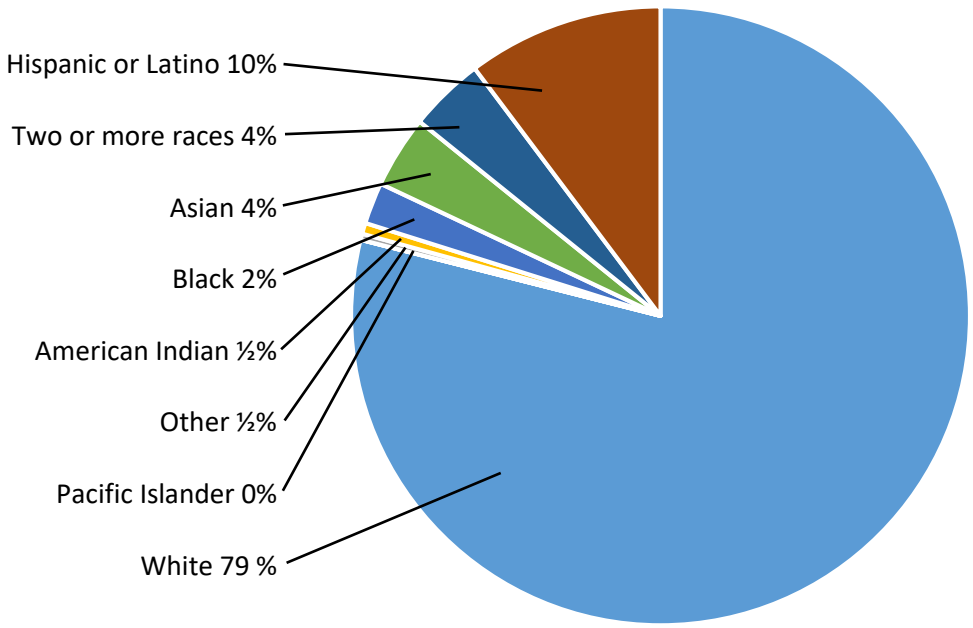

Our employees are key in our success as a community

Without the dedicated employees we have working for the City of Menasha we would not be able to provide the level of services that our residents expect. The City of Menasha employs 145 regular full and part-time employees and 58 seasonal employees and nearly 40% of Neenah-Menasha Fire Rescue. Wages, salaries, and benefits amount to approximately 55% of the overall expenditures in the General Fund.

Full Time Employees

Police	37	Library	12
Public Works	29	Health	6
Parks & Recreation	9	General Government	17

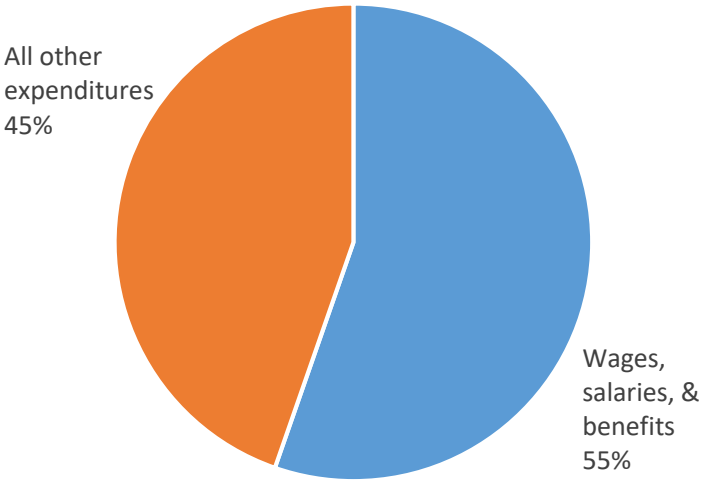

Budget at a glance

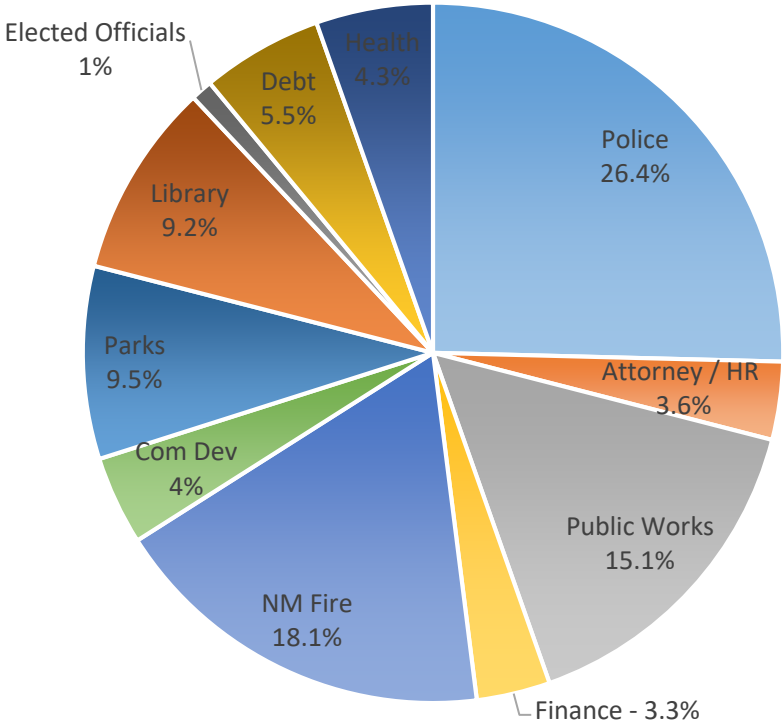

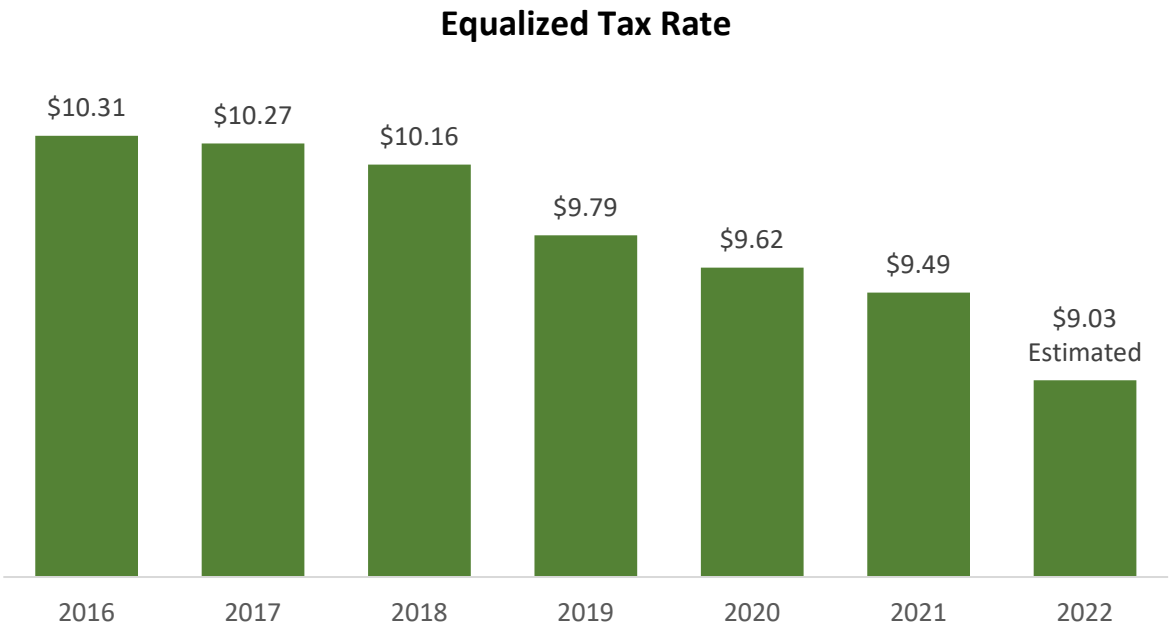
Equalized Tax Rate
$10.31
$10.27
$10.16
$9.79
$9.62
$9.49
$9.03
Estimated
2016
2017
2018
2019
2020
2021
2022

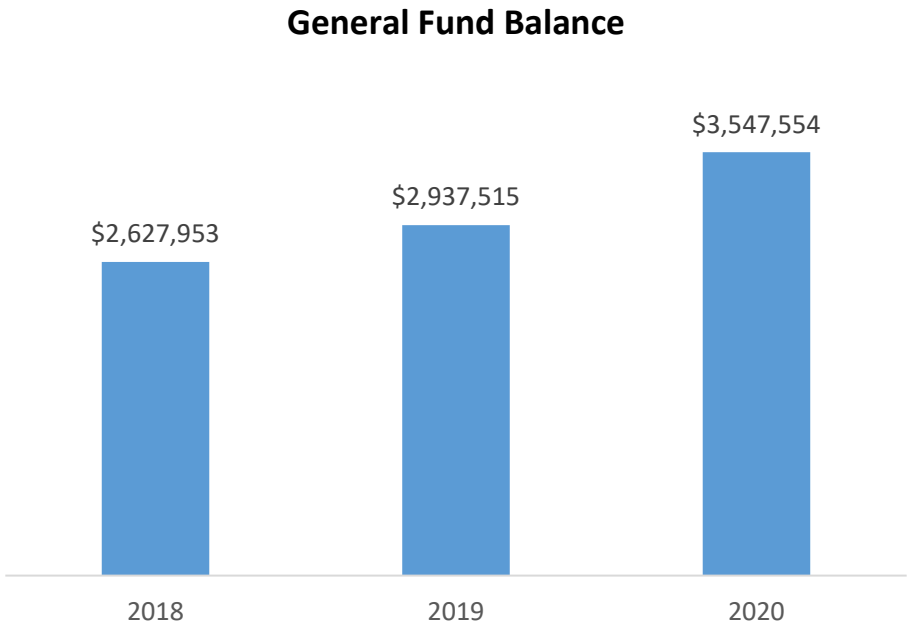
General Fund Balance
$2,627,953
$2,937,515
$3,547,554
2018
2019
2020

General Obligation Debt (2021)

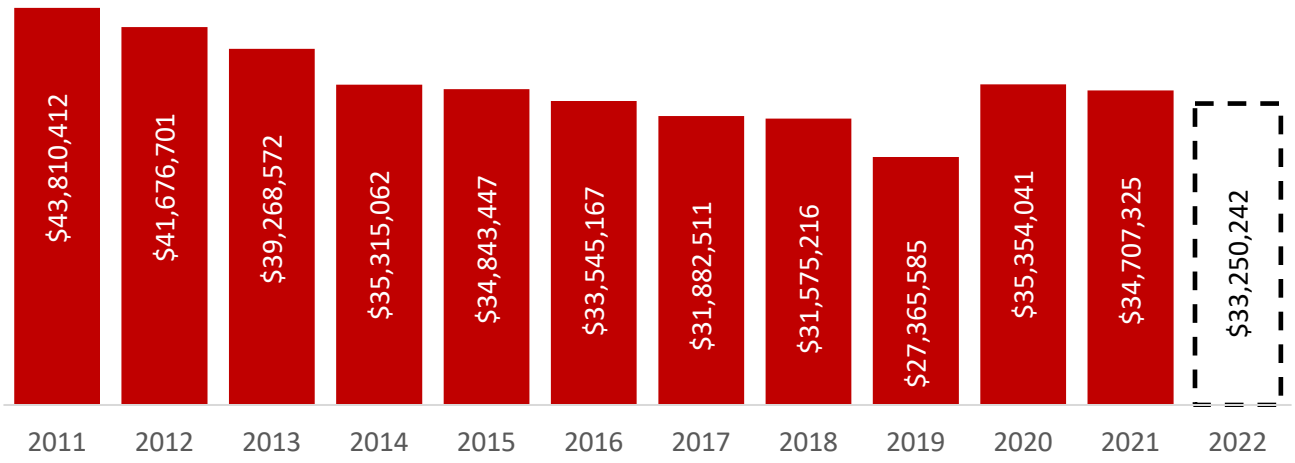

Debt per capita / Percentage of Debt Limit (2019)

Data from the Wisconsin Policy Forum

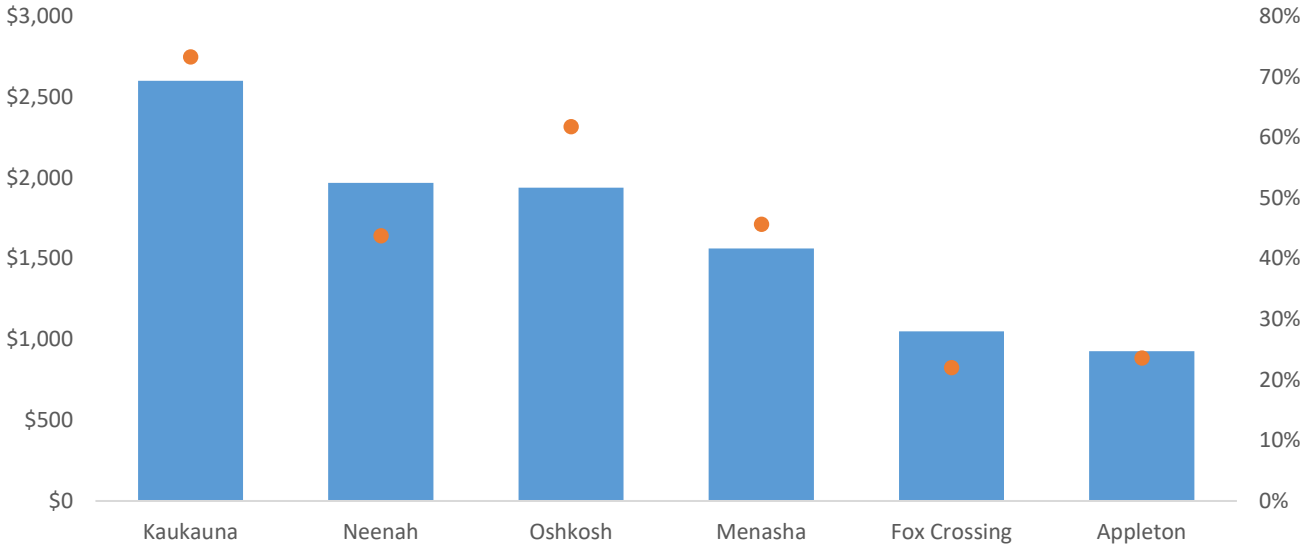

CITY OF MENASHA
DIRECTORY OF OFFICIALS
2021 – 2022

MAYOR
Donald Merkes

PRESIDENT OF THE COMMON COUNCIL
Stan Sevenich

COUNCIL MEMBERS

Aldermanic District #1:	Rebecca Nichols
Aldermanic District #2:	James Taylor
Aldermanic District #3:	Stan Sevenich
Aldermanic District #4:	Mark Langdon
Aldermanic District #5:	Ann Schmidt
Aldermanic District #6:	Thomas Grade
Aldermanic District #7:	Ted Grade
Aldermanic District #8:	Randy Ropella

CITY OFFICERS

City Attorney	Pamela Captain
City Clerk	Haley Krautkramer
Finance Director	Jennifer Sassman
Public Works Director	Laura Jungwirth
Police Chief	Tim Styka
Fire Chief	Kevin Kloehn
Health Director	Kristine Hutter
Community Development Director	Sam Schroeder
Library Director	Brian Kopetsky
Parks & Recreation Director	Megan Sackett

CITY OF MENASHA
Comparison of Annual Budgets, Annual Tax Levies, and Annual Tax Rates
For Budget Years 2017 - 2022

BUDGET COMPARISON (2022 Budget/2021 Levy) — ***ATTACHMENT A***
DATE: 11/16/21 (Final)
PREPARED BY: FINANCE DIRECTOR

	2017 BUDGET	2018 BUDGET	2019 BUDGET	2020 BUDGET	2021 BUDGET	2022 BUDGET	
EXPENDITURES-GENERAL FUND (100)							
GENERAL GOVERNMENT	$ 1,425,600	$ 1,532,220	$ 1,549,568	$ 1,592,927	$ 1,654,486	$ 1,721,642	4.06%
PUBLIC SAFETY	8,367,704	8,415,745	8,635,037	8,778,010	8,836,125	9,059,454	2.53%
HEALTH & HUMAN SERVICES	928,972	933,243	1,026,771	1,082,512	1,093,087	1,409,682	28.96%
PUBLIC WORKS	2,941,872	3,015,249	2,996,162	3,039,888	3,087,346	2,924,231	-5.28%
CULTURE, RECREATION & EDUCATON	3,076,672	3,221,510	3,209,172	3,375,694	3,468,099	3,611,062	4.12%
CONSERVATION & DEVELOPMENT	356,718	360,844	490,796	446,002	492,439	467,993	-4.96%
OTHER FINANCING USES / MISCELLANEOUS	-	51,000	4,000	20,000	-	(134,060)	0.00%
TOTAL	**17,097,538**	**17,529,811**	**17,911,506**	**18,335,033**	**18,631,582**	**19,060,004**	2.30%
REVENUES-GENERAL FUND (100)							
TAXES	$ (871,394)	$ (894,002)	$ (893,385)	$ (905,016)	$ (909,955)	$ (918,720)	
INTERGOVERNMENTAL REVENUE	(4,595,454)	(4,670,606)	(4,762,908)	(5,175,611)	(5,310,660)	(5,725,181)	
LICENSES AND PERMITS	(474,210)	(412,745)	(425,365)	(430,904)	(420,575)	(422,625)	
FINES, FORFEITS & PENALTY	(107,000)	(107,500)	(117,000)	(121,000)	(122,000)	(117,000)	
PUBLIC CHARGES FOR SERVICES	(467,007)	(477,025)	(512,495)	(530,241)	(527,450)	(530,088)	
INTERGOVERNMENTAL CHARGES	(1,513,318)	(1,504,742)	(1,549,504)	(1,616,643)	(1,677,813)	(1,600,255)	
MISCELLANEOUS REVENUES	(235,635)	(223,635)	(270,022)	(223,516)	(249,750)	(189,850)	
OTHER FINANCING SOURCES	(87,622)	(124,622)	(143,401)	(148,450)	(148,565)	(129,395)	
TOTAL	(8,351,640)	(8,414,877)	(8,674,080)	(9,151,381)	(9,366,768)	(9,633,114)	2.84%
APPLICATION OF FUND BALANCE	(155,000)	(290,573)	(350,323)	(220,000)	(200,000)	(200,000)	
TAX LEVY-GENERAL FUND	**8,590,898**	**8,824,361**	**8,887,103**	**8,963,652**	**9,064,814**	**9,226,890**	1.79%
CAPITAL PROJECTS FUND (470)							
EXPENDITURES-CITY	$ -	$ 3,128,748					
EXPENDITURES-DEVELOPMENT AGREEMENT		2,522,090					
OTHER FINANCING SOURCES	-	(5,650,838)					
TAX LEVY-CAPITAL PROJECTS FUND	**-**	**-**	**-**	**-**			
DEBT SERVICE FUND (310)							
EXPENDITURES	$ 4,308,273	$ 8,961,211	$ 4,301,334	$ 4,576,334	$ 4,147,563	$ 3,979,870	
TAXES	(663,388)	(668,424)	(659,622)	(659,622)	(691,574)	(701,029)	
INTERGOVERNMENTAL REVENUE	-	-	-	(225,000)	(225,000)	(225,000)	
SPECIAL ASSESSMENTS	(167,500)	(392,055)	(338,800)	(338,800)	(334,490)	(342,113)	
MISCELLANEOUS REVENUES	(10,000)	(19,500)	(18,000)	(18,000)	(10,000)	(9,000)	
OTHER FINANCING SOURCES	(2,169,048)	(6,892,135)	(2,234,912)	(2,234,912)	(1,786,499)	(1,602,728)	
APPLICATION OF FUND BALANCE	(350,000)	-	-	-	-	-	
TAX LEVY-DEBT SERVICE FUND	**948,337**	**989,097**	**1,050,000**	**1,100,000**	**1,100,000**	**1,100,000**	**0.00%**
POST EMPLOYMENT SICK LEAVE RESERVE (260)							
EXPENDITURES	$ 60,000	$ 60,000					
REVENUES	-	(28,500)					
APPLICATION OF FUND BALANCE	-	28,500					
TAX LEVY-POST EMPLOYMENT SICK LEAVE	**60,000**	**60,000**	**-**	**9**			**N/A**
RECYCLING FUND (266)							
EXPENDITURES	$ 404,238	$ 445,775	$ 456,777	$ 444,154	$ 431,937	$ 418,638	
INTERGOVERNMENTAL REVENUE	(66,860)	(71,000)	(71,000)	(70,200)	(70,200)	(70,000)	
PUBLIC CHARGES FOR SERVICES	(4,650)	(5,025)	(6,530)	(4,100)	(4,100)	(4,500)	
INTERGOVERNMENTAL CHARGES	(6,000)	(16,000)	(5,000)	(5,000)	(5,100)	(600)	
MISCELLANEOUS REVENUES	(7,500)	(12,500)	(10,000)	(8,000)	(7,000)	(7,000)	
APPLICATION OF FUND BALANCE	-	-	(39,736)	(20,000)	(25,000)	(19,000)	
TAX LEVY-RECYCLING FUND	**319,228**	**341,250**	**324,511**	**336,854**	**320,537**	**317,538**	**-0.94%**
TOTAL TAX LEVY-ALL FUNDS	**$ 9,918,463**	**$ 10,214,708**	**$ 10,261,614**	**$ 10,400,515**	**$ 10,485,351**	**$ 10,644,428**	**1.52%**
EQUALIZED TAX RATE - LEVY/TID OUT	$ 10.2686	$ 10.1595	$ 9.7882	**$ 9.7518**	**$ 9.4847**	**$ 9.0112**	**-4.99%**
EQUALIZED VALUATION - TID IN	$ 1,051,001,800	$ 1,117,040,500	$ 1,177,560,800	$ 1,196,723,000	$ 1,233,535,500	$ 1,301,927,300	**5.54%**
EQUALIZED VALUATION - TID OUT	$ 965,899,500	$ 1,005,433,600	$ 1,048,370,100	$ 1,066,521,500	$ 1,105,499,800	$ 1,181,246,200	
ASSESSED TAX RATE	$ 10.5701	$ 10.8184	$ 10.8899	**$ 9.6760**	**$ 9.7641**	**$ 9.1039**	**-6.76%**
ASSESSED VALUATION - TID IN	$ 1,021,514,200	$ 1,054,387,900	$ 1,054,917,500	$ 1,194,734,800	$ 1,196,201,400	$ 1,287,461,400	**7.63%**
ASSESSED VALUATION - TID OUT				$ 1,064,533,300	$ 1,068,165,700	$ 1,166,780,300	

CITY OF MENASHA
EXPENDITURES SUMMARY
2022 OPERATING BUDGET - General Fund only

Budget Account	2019 Actual	2020 Actual	2021 Adopted Budget	2022 Adopted Budget	2022 Amount Budget Change	2022 % Budget Change	% of Total
EXPENDITURES							
General Government	$ 1,526,873	$ 1,528,063	$ 1,654,486	$ 1,721,642	$ 67,156	4.06%	9.03%
Public Safety	8,348,516	8,446,301	8,836,125	9,059,454	223,329	2.53%	47.53%
Public Works	3,069,101	3,006,477	3,087,346	2,924,231	(163,115)	-5.28%	15.34%
Health & Human Services	997,416	1,140,197	1,093,087	1,409,682	316,595	28.96%	7.40%
Culture, Recreation, & Education	3,153,059	3,171,709	3,468,099	3,611,062	142,963	4.12%	18.95%
Conservation & Development	433,643	405,257	492,439	467,993	(24,446)	-4.96%	2.46%
Miscellaneous / Other	0	95,621	0	(134,060)	(134,060)	0.00%	-0.70%
TOTAL EXPENDITURES	**$ 17,528,608**	**$ 17,793,625**	**$ 18,631,582**	**$ 19,060,004**	**$ 428,422**	**2.30%**	**100.01%**

CITY OF MENASHA
2022 BUDGET SUMMARY
(General Fund)

Budget Account	2019 Actual	2020 Actual	2021 Adopted Budget	2022 Adopted Budget	2022 Amount Budget Change	2022 % Budget Change
GENERAL GOVERNMENT						
Common Council						
Common Council	$ 82,340	$ 66,860	$ 76,121	$ 76,098	$ (23)	
	$ 82,340	**$ 66,860**	**$ 76,121**	**$ 76,098**	**$ (23)**	**-0.03%**
Mayor's Office						
Mayor's Office	$ 95,130	$ 96,536	$ 98,030	$ 101,522	$ 3,492	
	$ 95,130	**$ 96,536**	**$ 98,030**	**$ 101,522**	**$ 3,492**	**3.56%**
City Attorney						
City Attorney	$ 161,384	$ 159,489	$ 176,677	$ 180,676	$ 3,999	
Personnel/Human Resources	203,984	211,109	221,870	229,686	$ 7,816	
	$ 365,368	**$ 370,598**	**$ 398,547**	**$ 410,362**	**$ 11,815**	**2.96%**
Property Insurance						
Property Insurance	$ 81,950	$ 90,145	$ 86,455	$ 98,746	$ 12,291	
	$ 81,950	**$ 90,145**	**$ 86,455**	**$ 98,746**	**$ 12,291**	**14.22%**
City Clerk						
City Clerk	$ 107,516	$ 129,140	$ 106,582	$ 110,637	$ 4,055	
Elections	47,592	101,186	68,354	82,399	$ 14,045	
	$ 155,108	**$ 230,326**	**$ 174,936**	**$ 193,036**	**$ 18,100**	**10.35%**
Neenah-Menasha Municipal Court						
Municipal Court	$ 3,490	$ 3,580	$ 3,700	$ 3,700	$ -	
	$ 3,490	**$ 3,580**	**$ 3,700**	**$ 3,700**	**$ -**	**0.00%**
Finance						
Finance/Comptroller/Treasurer	$ 489,341	$ 440,818	$ 499,906	$ 513,986	$ 14,080	
Information Systems	$ -	$ -	$ 71,000	$ 70,000	$ (1,000)	
Assessor	78,870	75,651	83,861	81,098	$ (2,763)	
	$ 568,211	**$ 516,469**	**$ 654,767**	**$ 665,084**	**$ 10,317**	**1.58%**
Other General Government						
Illegal Taxes/Tax Refunds	$ 848	$ 484	$ 1,000	$ 3,000	$ 2,000	
Uncollectible Debt	16,996	23,391	8,500	4,000	$ (4,500)	
Employees Safety Committee	33,368	25,940	35,008	37,208	$ 2,200	
	$ 51,212	**$ 49,815**	**$ 44,508**	**$ 44,208**	**$ (300)**	**-0.67%**
Municipal Building						
Operations	$ 124,064	$ 103,734	$ 117,422	$ 128,886	$ 11,464	
	$ 124,064	**$ 103,734**	**$ 117,422**	**$ 128,886**	**$ 11,464**	**9.76%**
Total General Government	**$ 1,526,873**	**$ 1,528,063**	**$ 1,654,486**	**$ 1,721,642**	**$ 67,156**	**4.06%**
PUBLIC SAFETY						
Menasha Police						
Operations	$ 4,613,356	$ 4,567,829	$ 4,903,049	$ 5,071,337	$ 168,288	
Crossing Guards	18,590	8,889	24,176	24,116	$ (60)	
Community Service Officers	43,231	51,659	52,770	66,368	$ 13,598	
Auxiliary Police	8,049	3,473	15,251	15,251	$ -	
Jail/Prisoner Meal Charge	6,056	2,470	9,000	7,500	$ (1,500)	
Code Enforcement	73,532	82,232	87,988	73,446	$ (14,542)	
	$ 4,762,814	**$ 4,716,552**	**$ 5,092,234**	**$ 5,258,018**	**$ 165,784**	**3.26%**
Neenah-Menasha Fire & Rescue						
Operations	$ 3,447,923	$ 3,547,822	$ 3,539,693	$ 3,590,302	$ 50,609	
	$ 3,447,923	**$ 3,547,822**	**$ 3,539,693**	**$ 3,590,302**	**$ 50,609**	**1.43%**
Emergency Government						
Fire Protection	$ -	$ 416	$ 260	$ -	$ (260)	
Operations	$ 352	$ 174	$ 500	$ 500	$ -	
	$ 352	**$ 590**	**$ 760**	**$ 500**	**$ (260)**	**-34.21%**
Building Inspections						
Building Inspections	$ 113,054	$ 168,844	$ 176,252	$ 183,415	$ 7,163	
Sealer Weights & Measures	24,373	12,493	27,186	27,219	$ 33	
	$ 137,427	**$ 181,337**	**$ 203,438**	**$ 210,634**	**$ 7,196**	**3.54%**
Total Public Safety	**$ 8,348,516**	**$ 8,446,301**	**$ 8,836,125**	**$ 9,059,454**	**$ 223,329**	**2.53%**

CITY OF MENASHA
2022 BUDGET SUMMARY
(General Fund)

Budget Account	2019 Actual	2020 Actual	2021 Adopted Budget	2022 Adopted Budget	2022 Amount Budget Change	2022 % Budget Change
PUBLIC WORKS						
Operations						
Engineering	$ 194,420	$ 166,224	$ 188,154	$ 178,815	$ (9,339)	
Street Construction	554,265	623,814	732,590	547,074	$ (185,516)	
Street Excavation	87,747	121,229	-	-	$ -	
Snow & Ice Removal	480,855	324,191	368,536	376,301	$ 7,765	
Street Signs-Markings	220,285	269,877	229,369	238,219	$ 8,850	
Sidewalks & Crosswalks	158,367	119,247	147,413	159,058	$ 11,645	
Sidewalk Excavation	26,625	4,283	-	-	$ -	
Street Lighting	163,491	167,911	178,388	168,737	$ (9,651)	
Parking Lots	46,835	24,462	47,216	42,016	$ (5,200)	
Canal Maint.-Construction	970	846	1,028	1,028	$ -	
Refuse Collection/Disposal	608,449	632,872	922,429	949,654	$ 27,225	
Refuse Commercial Overflow	274,898	287,273	-	-	$ -	
Weed Cutting	34,304	34,528	48,541	44,344	$ (4,197)	
	$ 2,851,511	**$ 2,776,757**	**$ 2,863,664**	**$ 2,705,246**	**$ (158,418)**	**-5.53%**
Other Public Works						
Valley Transit Subsidy	$ 206,390	$ 218,520	$ 212,482	$ 207,785	$ (4,697)	
Dial-A-Ride Subsidy	11,200	11,200	11,200	11,200	$ -	
	$ 217,590	**$ 229,720**	**$ 223,682**	**$ 218,985**	**$ (4,697)**	**-2.10%**
Total Public Works	**$ 3,069,101**	**$ 3,006,477**	**$ 3,087,346**	**$ 2,924,231**	**$ (163,115)**	**-5.28%**
HEALTH & HUMAN SERVICES						
Health Department						
Administration	$ 526,046	$ 486,261	$ 583,604	$ 589,257	$ 5,653	
Environmental Health	81,001	50,423	84,631	84,258	$ (373)	
Health Screening/60 Plus	24,263	25,532	26,970	24,551	$ (2,419)	
Prevention Program	11,585	6,128	4,670	4,670	$ -	
COVID Tracing/Dectection	-	150,637	-	118,372	$ 118,372	
School Health Aides	38,578	44,418	36,938	37,494	$ 556	
Dental Program	50,668	50,449	52,088	53,832	$ 1,744	
Communicable Diseases	3,371	3,300	3,500	3,300	$ (200)	
Lead-free Delivery Grant	7,029	1,566	-	-	$ -	
PHEP Workforce Grant	-	-	-	44,000	$ 44,000	
Lead Prevention Grant	3,659	2,961	3,189	2,863	$ (326)	
Immunization Grant	8,483	8,357	8,794	8,576	$ (218)	
Maternal Child Health	14,579	11,558	16,486	10,027	$ (6,459)	
Dental Sealant Program	12,666	6,810	13,120	13,763	$ 643	
Opioid Grant	30,048	37,373	68,097	85,000	$ 16,903	
Bio-Terrorism	46,404	65,973	36,272	32,439	$ (3,833)	
COVID Vaccination	-	51,399	-	31,425	$ 31,425	
COVID 19	-	37,626	-	-	$ -	
CARES COVID 19 Planning	-	30,000	-	-	$ -	
ELC CARES Grant	-	-	-	-	$ -	
Health ARPA Grant	-	-	-	117,188	$ 117,188	
Twenty-Four/Seven	3,140	(30,236)	3,300	4,000	$ 700	
	$ 861,520	**$ 1,040,535**	**$ 941,659**	**$ 1,265,015**	**$ 323,356**	**34.34%**
Other Human Services						
Senior Center	$ 99,160	$ 74,026	$ 106,845	$ 105,851	$ (994)	
Animal Impoundment	5,840	4,000	6,500	4,000	$ (2,500)	
Resthaven Cemetery	30,896	21,636	38,083	34,816	$ (3,267)	
	$ 135,896	$ 99,662	$ 151,428	$ 144,667	$ (6,761)	**-4.46%**
Total Health & Human Services	**$ 997,416**	**$ 1,140,197**	**$ 1,093,087**	**$ 1,409,682**	**$ 316,595**	**28.96%**

CITY OF MENASHA
2022 BUDGET SUMMARY
(General Fund)

Budget Account	2019 Actual	2020 Actual	2021 Adopted Budget	2022 Adopted Budget	2022 Amount Budget Change	2022 % Budget Change
CULTURE, RECREATION, & EDUCATION						
Public Library						
Operations	$ 1,633,692	$ 1,660,879	$ 1,784,017	$ 1,817,778	$ 33,761	
	$ 1,633,692	**$ 1,660,879**	**$ 1,784,017**	**$ 1,817,778**	**$ 33,761**	**1.89%**
Park & Recreation - Operations						
Parks Department	$ 852,240	$ 843,012	$ 1,007,541	$ 1,036,309	$ 28,768	
Recreation Department	326,591	342,724	287,636	306,309	$ 18,673	
Swimming Pool	225,986	229,112	262,110	297,828	$ 35,718	
	$ 1,404,817	**$ 1,414,848**	**$ 1,557,287**	**$ 1,640,446**	**$ 83,159**	**5.34%**
Other Park & Recreation						
Civic Commemorations	$ 29,850	$ 7,730	$ 27,250	$ 34,500	$ 7,250	
Lift Bridges	84,700	88,252	99,545	118,338	$ 18,793	
	$ 114,550	**$ 95,982**	**$ 126,795**	**$ 152,838**	**$ 26,043**	**20.54%**
Total Culture, Recreation, & Education	**$ 3,153,059**	**$ 3,171,709**	**$ 3,468,099**	**$ 3,611,062**	**$ 142,963**	**4.12%**
CONSERVATION AND DEVELOPMENT						
Community Development						
Administration	$ 274,785	$ 257,504	$ 318,414	$ 318,870	$ 456	
Urban Redevelopment	54,124	4,575	885	885	$ -	
	$ 328,909	**$ 262,079**	**$ 319,299**	**$ 319,755**	**$ 456**	**0.14%**
Forestry						
Forestry	$ 104,734	$ 143,178	$ 173,140	$ 148,238	$ (24,902)	
	$ 104,734	**$ 143,178**	**$ 173,140**	**$ 148,238**	**$ (24,902)**	**-14.38%**
Total Conservation & Development	**$ 433,643**	**$ 405,257**	**$ 492,439**	**$ 467,993**	**$ (24,446)**	**-4.96%**
MISCELLANEOUS / OTHER						
Miscellaneous						
Health Insurance Adjustment	$ -	$ -	$ -	$ (134,060)	$ (134,060)	
Transfers to Other Funds	-	95,621	-	-	$ -	
	-	-	-	-	$ -	
	$ -	**$ 95,621**	**$ -**	**$ (134,060)**	**$ (134,060)**	**0.00%**
Total Miscellaneous / Other	**$ -**	**$ 95,621**	**$ -**	**$ (134,060)**	**$ (134,060)**	**0.00%**
TOTAL GENERAL FUND BUDGET	**$17,528,608**	**$17,793,625**	**$ 18,631,582**	**$ 19,060,004**	**$ 428,422**	**2.30%**
		Budget Increase or (Decrease)		**$ 428,422**		

REVENUES

CITY OF MENASHA
REVENUE SUMMARY
2022 OPERATING BUDGET - General Fund only

ACCOUNT DESCRIPTION	2019 ACTUAL	2020 ACTUAL	2021 ADOPTED BUDGET	2021 YTD (as of 10/15/21)	2022 ADOPTED BUDGET	2022 AMOUNT BUDGET CHANGE	2022 % BUDGET CHANGE	% OF TOTAL
Property Taxes	$ 8,889,924	$ 8,826,085	$ 9,064,814	$ 9,066,261	$ 9,226,890	$ 162,076	1.79%	48.41%
Other Taxes	$ 892,063	$ 879,654	$ 909,955	$ 689,633	$ 918,720	$ 8,765	0.96%	4.82%
Licenses & Permits	$ 407,198	$ 404,635	$ 420,575	$ 362,240	$ 422,625	$ 2,050	0.49%	2.22%
Intergovernmental Revenues	$ 4,849,760	$ 5,766,522	$ 5,310,660	$ 2,076,035	$ 5,725,181	$ 414,521	7.81%	30.04%
Public Charges for Services	$ 550,437	$ 419,097	$ 527,450	$ 469,931	$ 530,088	$ 2,638	0.50%	2.78%
Fines & Penalties	$ 113,857	$ 86,977	$ 122,000	$ 78,363	$ 117,000	$ (5,000)	-4.10%	0.61%
Miscellaneous Revenue	$ 454,910	$ 260,078	$ 249,750	$ 219,321	$ 189,850	$ (59,900)	-23.98%	1.00%
Intergov't Charges for Services	$ 1,551,465	$ 1,591,362	$ 1,677,813	$ 1,017,885	$ 1,600,255	$ (77,558)	-4.62%	8.40%
Other Financing Sources	$ 129,207	$ 172,965	$ 148,565	$ 148,565	$ 129,395	$ (19,170)	-12.90%	0.68%
Applied Fund Balances	$ -	$ -	$ 200,000	$ -	$ 200,000	$ -	0.00%	1.05%
TOTAL REVENUES	**$ 17,838,821**	**$ 18,407,375**	**$ 18,631,582**	**$ 14,128,234**	**$ 19,060,004**	**$ 428,422**	2.30%	**100.02%**

CITY OF MENASHA
REVENUE DETAIL
2022 OPERATING BUDGET - General Fund only

ACCOUNT DESCRIPTION	2019 ACTUAL	2020 ACTUAL	2021 ADOPTED BUDGET	2021 YTD (as of 10/15/21)	2022 ADOPTED BUDGET	2022 BUDGET CHANGE
TAXES:						
PROPERTY TAXES						
Property Taxes-General Fund only	$ 8,889,924	$ 8,826,085	$ 9,064,814	$ 9,066,261	$ 9,226,890	
TAXES	**$ 8,889,924**	**$ 8,826,085**	**$ 9,064,814**	**$ 9,066,261**	**$ 9,226,890**	**$ 162,076**
OTHER TAXES:						
PAYMENTS IN LIEU OF TAXES						
Taxes from Menasha Utilities-Water	$ 700,506	$ 711,231	$ 725,455	$ 545,014	$ 741,220	
Taxes from Housing Authority	16,722	18,925	17,500	14,380	14,500	
PAYMENTS IN LIEU OF TAXES	**$ 717,228**	**$ 730,156**	**$ 742,955**	**$ 559,394**	**$ 755,720**	**$ 12,765**
OTHER TAXES						
Mobile Home Property Taxes	$ 139,512	$ 136,993	$ 138,000	$ 109,555	$ 138,000	
Interest & Penalties on Taxes	35,323	12,505	29,000	20,684	25,000	
OTHER TAXES	**$ 174,835**	**$ 149,498**	**$ 167,000**	**$ 130,239**	**$ 163,000**	**$ (4,000)**
OTHER TAXES	**$ 892,063**	**$ 879,654**	**$ 909,955**	**$ 689,633**	**$ 918,720**	**$ 8,765**
LICENSES & PERMITS:						
LICENSES						
Liquor & Malt Beverage	$ 19,615	$ 19,127	$ 20,000	$ 20,162	$ 21,000	
Tavern Operators	15,270	5,400	15,000	14,185	5,500	
Cigarette	1,900	1,400	1,900	1,700	1,900	
Restaurant	19,568	18,603	20,000	18,382	20,000	
Amusement Devices	1,700	1,370	1,700	1,560	1,700	
Heating	1,890	1,575	1,800	1,785	1,800	
Cable TV	188,133	170,703	180,000	70,960	180,000	
Weights & Measures	24,549	23,546	25,000	24,181	25,000	
Retail Food	12,344	11,289	12,500	11,815	12,500	
Tattoo Parlor	292	(14)	300	0	300	
Sundry	425	250	400	275	300	
Dog	7,075	5,741	7,200	3,831	7,000	

CITY OF MENASHA
REVENUE DETAIL
2022 OPERATING BUDGET - General Fund only

ACCOUNT DESCRIPTION	2019 ACTUAL	2020 ACTUAL	2021 ADOPTED BUDGET	2021 YTD (as of 10/15/21)	2022 ADOPTED BUDGET	2022 BUDGET CHANGE
LICENSES & PERMITS (cont.):						
LICENSES (cont.)						
Cat	811	618	800	776	800	
Lodging	599	505	600	760	1,000	
LICENSES	**$ 294,171**	**$ 260,113**	**$ 287,200**	**$ 170,372**	**$ 278,800**	**$ (8,400)**
PERMITS						
Building - Residential	$ 27,787	$ 25,924	$ 29,000	$ 28,957	$ 30,000	
Building - Commercial	16,559	44,052	25,000	48,603	25,000	
Electrical - Residential	10,221	12,072	11,000	9,836	12,000	
Electrical - Commercial	5,302	9,773	7,000	17,635	8,000	
Plumbing - Residential	9,326	9,463	9,500	12,801	11,000	
Plumbing - Commerical	2,314	8,732	6,000	13,815	7,000	
Street Excavation	1,600	2,700	2,500	7,450	7,000	
Heating - Residential	11,527	10,751	12,700	10,152	12,700	
Heating - Commercial	4,459	2,410	7,000	22,396	7,000	
Mobile Home	0	1,240	0	1,425	0	
Zoning	3,425	3,330	3,500	3,845	4,000	
Recreational Fire	10,400	7,500	10,500	9,480	10,500	
Sign	6,075	2,525	5,000	1,100	5,000	
Temp. Restaurant	5	5	100	0	100	
Erosion Control	1,425	1,650	1,900	1,950	2,000	
Swimming Pool	2,177	2,045	2,200	1,573	2,000	
Street Use	100	150	150	525	200	
Outdoor Service	325	200	325	325	325	
PERMITS	**$ 113,027**	**$ 144,522**	**$ 133,375**	**$ 191,868**	**$ 143,825**	**$ 10,450**
LICENSES & PERMITS	**$ 407,198**	**$ 404,635**	**$ 420,575**	**$ 362,240**	**$ 422,625**	**$ 2,050**

CITY OF MENASHA
REVENUE DETAIL
2022 OPERATING BUDGET - General Fund only

ACCOUNT DESCRIPTION	2019 ACTUAL	2020 ACTUAL	2021 ADOPTED BUDGET	2021 YTD (as of 10/15/21)	2022 ADOPTED BUDGET	2022 BUDGET CHANGE
INTERGOVERNMENTAL REVENUES:						
FEDERAL GRANTS						
Law Enforcement	$ 3,285	$ 1,761	$ 3,750	$ 4,296	$ 3,750	
FEDERAL GRANTS	**$ 3,285**	**$ 1,761**	**$ 3,750**	**$ 4,296**	**$ 3,750**	**$ -**
STATE GRANTS						
State Shared Revenues	$ 3,729,917	$ 3,716,719	$ 3,700,728	$ 856,134	$ 3,702,416	
Computer Exemption Aid	58,155	401,178	401,178	403,836	403,836	
Fire Insurance Tax	51,442	50,262	52,000	51,952	52,000	
Payment for Municipal Services	107,415	105,528	105,500	0	105,500	
Law Enforcement	53,443	35,607	32,500	12,428	30,000	
Highway Transportation Aids	541,866	600,205	613,165	459,271	704,215	
Connecting Highway Aids	62,450	62,294	62,564	46,923	62,668	
Other	127	125	20,125	124	18,125	
Public Health	147,323	393,797	177,063	132,708	492,411	
Senior Citizen	25,741	26,741	25,741	17,017	26,741	
Personal Property Exemption Aid	68,596	61,158	53,719	53,719	85,892	
Elections	0	10,791	0	0	0	
Video Service Provider	0	19,188	37,627	37,627	37,627	
CARES-Routes to Recovery	0	281,168	0	0	0	
Forestry	0	0	25,000	0	0	
STATE GRANTS	**$ 4,846,475**	**$ 5,764,761**	**$ 5,306,910**	**$ 2,071,739**	**$ 5,721,431**	**$ 414,521**
INTERGOVERNMENTAL REVENUES	**$ 4,849,760**	**$ 5,766,522**	**$ 5,310,660**	**$ 2,076,035**	**$ 5,725,181**	**$ 414,521**

CITY OF MENASHA
REVENUE DETAIL
2022 OPERATING BUDGET - General Fund only

ACCOUNT DESCRIPTION	2019 ACTUAL	2020 ACTUAL	2021 ADOPTED BUDGET	2021 YTD (as of 10/15/21)	2022 ADOPTED BUDGET	2022 BUDGET CHANGE
PUBLIC CHARGES FOR SERVICES						
GENERAL GOVERNMENT REVENUE						
Clerk	$ 6,480	$ 8,898	$ 8,000	$ 8,225	$ 8,100	
Treasurer	15,371	15,640	15,500	13,142	16,000	
Data Processing	1,725	1,100	1,700	550	1,100	
Room Taxes	356	1,194	700	637	2,000	
GENERAL GOV'T REVENUE	**$ 23,932**	**$ 26,832**	**$ 25,900**	**$ 22,554**	**$ 27,200**	**$ 1,300**
PUBLIC SAFETY REVENUE						
Law Enforcement	$ 1,952	$ 1,413	$ 3,000	$ 450	$ 1,500	
Fire Protection	2,079	425	2,000	173	1,000	
PUBLIC SAFETY REVENUE	**$ 4,031**	**$ 1,838**	**$ 5,000**	**$ 623**	**$ 2,500**	**$ (2,500)**
PUBLIC WORKS REVENUE						
Street - Miscellaneous	$ 900	$ 450	$ 1,000	$ 2,531	$ 500	
Snow Removal Service	1,284	1,527	2,000	1,668	2,000	
Engineering	3,426	40	50	0	50	
Street Patching	50,081	29,865	30,000	23,060	30,000	
Parking Lot Stickers	574	930	1,000	850	1,000	
Garbage & Refuse	170,251	175,704	170,000	172,953	185,000	
Solid Waste Disposal	33,704	32,807	33,000	32,856	33,000	
Weed Cutting	6,305	2,943	5,000	6,914	6,000	
PUBLIC WORKS REVENUE	**$ 266,525**	**$ 244,266**	**$ 242,050**	**$ 240,832**	**$ 257,550**	**$ 15,500**
HEALTH & HUMAN SERVICES						
Cemetery	$ 16,075	$ 9,250	$ 9,500	$ 12,175	$ 10,000	
Public Health	61,174	51,233	61,500	37,144	52,738	
Senior Center	2,736	1,578	4,000	1,557	4,000	
HEALTH & HUMAN SERVICES	**$ 79,985**	**$ 62,061**	**$ 75,000**	**$ 50,876**	**$ 66,738**	**$ (8,262)**

CITY OF MENASHA
REVENUE DETAIL
2022 OPERATING BUDGET - General Fund only

ACCOUNT DESCRIPTION	2019 ACTUAL	2020 ACTUAL	2021 ADOPTED BUDGET	2021 YTD (as of 10/15/21)	2022 ADOPTED BUDGET	2022 BUDGET CHANGE
PUBLIC CHARGES FOR SERVICES (cont.)						
PUBLIC LIBRARY						
Library Fines	$ 12,344	$ 1,449	$ -	$ 346	$ -	
Library Vending Services	8,687	3,324	8,000	3,761	5,000	
PUBLIC LIBRARY	**$ 21,031**	**$ 4,773**	**$ 8,000**	**$ 4,107**	**$ 5,000**	**$ (3,000)**
PARK & REC. REVENUE						
Parks	$ 17,426	$ 10,296	$ 19,000	$ 16,442	$ 20,000	
Pool	55,533	19,577	56,000	43,390	52,500	
Recreation	38,441	21,510	50,000	47,633	50,000	
Boat Launch	23,929	27,613	26,000	29,336	28,000	
Boat Slip Rental	329	281	500	543	600	
Pool Concession	14,611	0	15,000	11,341	15,000	
Special Events - Admin. Fees	4,664	50	5,000	2,254	5,000	
PARK & REC. REVENUE	**$ 154,933**	**$ 79,327**	**$ 171,500**	**$ 150,939**	**$ 171,100**	**$ (400)**
PUBLIC CHARGES FOR SERVICES	**$ 550,437**	**$ 419,097**	**$ 527,450**	**$ 469,931**	**$ 530,088**	**$ 2,638**
FINES & PENALTIES:						
Damage Award - Law Enforcement	$ -	$ -	$ -	$ 196	$ -	
Damage Award - Parks	0	0	0	0	0	
Court Penalty & Costs	70,227	51,672	70,000	42,625	65,000	
Parking Violations	43,630	35,305	52,000	35,542	52,000	
FINES & PENALTIES	**$ 113,857**	**$ 86,977**	**$ 122,000**	**$ 78,363**	**$ 117,000**	**$ (5,000)**
MISCELLANEOUS:						
INVESTMENT INCOME						
Interest on Investments	$ 132,428	$ 50,018	$ 30,000	$ 3,749	$ 20,000	
INVESTMENT INCOME	**$ 132,428**	**$ 50,018**	**$ 30,000**	**$ 3,749**	**$ 20,000**	**$ (10,000)**
RENTAL REVENUE						
Property Rentals	$ 46,538	$ 85,620	$ 53,000	$ 39,258	$ 53,100	
RENTAL REVENUE	**$ 46,538**	**$ 85,620**	**$ 53,000**	**$ 39,258**	**$ 53,100**	**$ 100**

CITY OF MENASHA
REVENUE DETAIL
2022 OPERATING BUDGET - General Fund only

ACCOUNT DESCRIPTION	2019 ACTUAL	2020 ACTUAL	2021 ADOPTED BUDGET	2021 YTD (as of 10/15/21)	2022 ADOPTED BUDGET	2022 BUDGET CHANGE
MISCELLANEOUS (cont.):						
SALE OF CITY PROPERTY						
Sale of Property - All Other	$ 100,000	$ -	$ -	$ -	$ -	
Sale of Property - Land	18,450	0	75,000	86,296	0	
Sale of Property - Law Enforcement	12,926	3,234	10,000	7,633	10,000	
Sale of Property - Refuse	44	90	150	0	150	
SALE OF CITY PROPERTY	**$ 131,420**	**$ 3,324**	**$ 85,150**	**$ 93,929**	**$ 10,150**	**$ (75,000)**
INSURANCE RECOVERIES						
Other Equipment	$ -	$ -	$ -	$ -	$ -	
Law Enforcement Equipment	7,238	0	0	7,642	0	
Highway Equipment	38,005	19,050	20,000	9,876	20,000	
INSURANCE RECOVERIES	**$ 45,243**	**$ 19,050**	**$ 20,000**	**$ 17,518**	**$ 20,000**	**$ -**
DONATIONS & GIFTS						
Donations & Gifts	$ 16,000	$ (69)	$ 16,000	$ 29,650	$ 16,000	
DONATIONS & GIFTS	**$ 16,000**	**$ (69)**	**$ 16,000**	**$ 29,650**	**$ 16,000**	**$ -**
MISCELLANEOUS						
Misc. General Revenue	$ 82,776	$ 101,750	$ 45,000	$ 34,916	$ 70,000	
MISCELLANEOUS	**$ 82,776**	**$ 101,750**	**$ 45,000**	**$ 34,916**	**$ 70,000**	**$ 25,000**
CREDIT CARD FEES						
Credit Card Fees	$ 505	$ 385	$ 600	$ 301	$ 600	
CREDIT CARD FEES	**$ 505**	**$ 385**	**$ 600**	**$ 301**	**$ 600**	**$ -**
MISCELLANEOUS	**$ 454,910**	**$ 260,078**	**$ 249,750**	**$ 219,321**	**$ 189,850**	**$ (59,900)**

CITY OF MENASHA
REVENUE DETAIL
2022 OPERATING BUDGET - General Fund only

ACCOUNT DESCRIPTION	2019 ACTUAL	2020 ACTUAL	2021 ADOPTED BUDGET	2021 YTD (as of 10/15/21)	2022 ADOPTED BUDGET	2022 BUDGET CHANGE
INTERGOVERNMENTAL CHARGES FOR SERVICES						
Local Government:						
General Government						
City Attorney	$ 12,000	$ 6,000	$ 12,000	$ 6,000	$ 6,000	
Public Safety						
Law Enforcement	$ 260,122	$ 267,428	$ 265,000	$ 138,156	$ 273,000	
Fire Department	40,719	21,887	23,375	150	1,850	
Public Works						
Mass Transit	$ 162,853	$ 177,507	$ 165,601	$ 69,119	$ 162,608	
Street Miscellaneous	0	825	0	0	0	
Street Patching	40,658	99,360	80,000	32,295	30,000	
Garbage & Refuse	38,100	22,245	38,120	54,010	48,120	
Snow Removal/Plowing	3,377	1,542	1,500	1,554	1,600	
Park & Recreation						
Parks	$ -	$ -	$ -	$ -	$ -	
Public Health						
Public Health	$ 285,068	$ 284,830	$ 325,000	$ 150,000	$ 332,123	
Public Library						
Library Tax	$ 550,423	$ 555,668	$ 588,208	$ 469,602	$ 549,926	
Library Grants	0	19,200	19,200	19,200	19,200	
Community Development						
Economic Development	$ 16,735	$ 16,490	$ 16,490	$ -	$ 16,490	
Local Government	**$ 1,410,055**	**$ 1,472,982**	**$ 1,534,494**	**$ 940,086**	**$ 1,440,917**	**$ (93,577)**

CITY OF MENASHA
REVENUE DETAIL
2022 OPERATING BUDGET - General Fund only

ACCOUNT DESCRIPTION	2019 ACTUAL	2020 ACTUAL	2021 ADOPTED BUDGET	2021 YTD (as of 10/15/21)	2022 ADOPTED BUDGET	2022 BUDGET CHANGE
INTERGOVERNMENTAL CHARGES FOR SERVICES (cont.)						
State Government						
Public Health						
Public Health	$ 56,749	$ 30,233	$ 43,774	$ 15,939	$ 41,000	
Public Works						
Lift Bridges	$ 84,661	$ 88,147	$ 99,545	$ 61,860	$ 118,338	
State Government	**$ 141,410**	**$ 118,380**	**$ 143,319**	**$ 77,799**	**$ 159,338**	**$ 16,019**
INTERGOVERNMENTAL CHARGES FOR SERVICES	**$ 1,551,465**	**$ 1,591,362**	**$ 1,677,813**	**$ 1,017,885**	**$ 1,600,255**	**$ (77,558)**
OTHER FINANCING SOURCES						
FUND TRANSFERS						
Transfer from Marina Fund	$ 5,000	$ 5,000	$ 5,000	$ 5,000	$ 5,000	
Transfer from TIF #4 Fund	9,670	10,485	5,240	5,240	5,240	
Transfer from TIF #6 Fund	0	24,515	0	0	0	
Transfer from TIF #7 Fund	9,670	10,485	10,485	10,485	10,485	
Transfer from TIF #8 Fund	9,670	10,485	10,485	10,485	10,485	
Transfer from TIF #9 Fund	13,369	12,779	6,390	6,390	10,485	
Transfer from TIF #10 Fund	9,670	10,485	20,970	20,970	10,485	
Transfer from TIF #11 Fund	11,785	12,779	12,780	12,780	12,780	
Transfer from TIF #12 Fund	35,532	38,532	37,500	37,500	37,500	
Transfer from TIF #13 Fund	24,840	26,935	26,935	26,935	26,935	
Transfer from TIF #14 Fund	0	10,485	12,780	12,780	0	
Transfer from Other TIF's	1	0	0	0	0	
FUND TRANSFERS	**$ 129,207**	**$ 172,965**	**$ 148,565**	**$ 148,565**	**$ 129,395**	**$ (19,170)**
OTHER FINANCING SOURCES	**$ 129,207**	**$ 172,965**	**$ 148,565**	**$ 148,565**	**$ 129,395**	**$ (19,170)**

CITY OF MENASHA
REVENUE DETAIL
2022 OPERATING BUDGET - General Fund only

ACCOUNT DESCRIPTION	2019 ACTUAL	2020 ACTUAL	2021 ADOPTED BUDGET	2021 YTD (as of 10/15/21)	2022 ADOPTED BUDGET	2022 BUDGET CHANGE
APPLIED FUND BALANCES						
SPECIAL FINANCING						
Applied General Fund Balance	$ -	$ -	$ 200,000	$ -	$ 200,000	
Applied Fund Balance-Carryover	0	0	0	0	0	
Fund Balance Carryover-Health	0	0	0	0	0	
Fund Balance Carryover-Library	0	0	0	0	0	
APPLIED FUND BALANCES	**$ -**	**$ -**	**$ 200,000**	**$ -**	**$ 200,000**	**$ -**
TOTAL REVENUES	**$ 17,838,821**	**$ 18,407,375**	**$ 18,631,582**	**$ 14,128,234**	**$ 19,060,004**	**$ 428,422**
						2.30%

GENERAL GOVERNMENT

THIS PAGE IS INTENTIONALLY LEFT BLANK

CITY OF MENASHA 2022 OPERATIONS BUDGET	FUND General Fund	BUDGET NAME Common Council	PREPARED BY Don Merkes
	FUNCTION General Government	BUDGET NUMBER 100-0405-513	DATE 9/20/2021

RESPONSIBILITIES

Cities are governed by a common council consisting of alderperson and the mayor. A common council serves as the legislative arm of city government. It decides policy matters. The common council enacts ordinances, resolutions and motions; approves and amends the annual budget; levies taxes; approves the paying of claims made against the city; grants licenses issued by the city; and enters into contracts on behalf of the city. The council also appoints or confirms the appointments of certain city officers.

SERVICES PROVIDED

2021 ACCOMPLISHMENTS

2022 OBJECTIVES

MAJOR CHANGES FROM 2021 BUDGET

FUNDING SOURCES	2021 FUNDING	2022 FUNDING
TAXES	$0.00	$0.00
SPECIAL ASSESSMENTS	$0.00	$0.00
INTERGOV REVENUE	$0.00	$0.00
LICENSES & PERMITS	$0.00	$0.00
FINES & FORFEITS	$0.00	$0.00
PUBLIC CHARGES	$0.00	$0.00
MISCELLANEOUS	$0.00	$0.00
TOTAL	$0.00	$0.00

POSITION TITLE	2021 # OF FTE'S	2022 # OF FTE'S
Alderman	8.00	8.00
TOTAL	8.00	8.00

ACCOUNT NUMBER	ACCOUNT DESCRIPTION	2020 ACTUAL	2021 ADJUSTED BUDGET	2021 YEAR TO DATE ACTUAL	2021 YEAR END PROJECTION	2022 ADOPTED BUDGET
General Fund						
Common Council						
100-0405-513.10-02	Salaries	42,142	41,981	42,278	41,982	43,200
100-0405-513.15-05	FICA	3,224	3,212	3,234	3,212	3,306
100-0405-513.15-08	Workers Comp	80	80	81	80	83
100-0405-513.21-06	Management	0	0	4,000	0	0

LEVEL	TEXT	TEXT AMT
TOTA	GATHER AROUND THE CHRISTMAS TREE EVENT	3,000
		3,000

100-0405-513.21-08	Recording Fees	7,488	9,000	12,149	9,000	7,500
100-0405-513.22-01	Telephone	41	0	160	160	100
100-0405-513.29-01	Printing	286	4,400	0	4,400	4,400

LEVEL	TEXT	TEXT AMT
TOTA	45% PRINTING & MAILING CITY CALENDAR	4,400
		4,400

100-0405-513.29-02	Publishing	7,607	9,600	11,229	9,600	9,600
100-0405-513.29-07	Inhouse Info Tech Service	1,281	2,655	2,650	2,655	2,791
100-0405-513.30-10	Office	241	125	0	100	100
100-0405-513.30-18	Department	174	150	88	100	100
100-0405-513.32-01	Dues/Memberships/Licenses	4,297	4,418	4,418	4,418	4,418
100-0405-513.33-02	Registrations	0	250	0	0	250
100-0405-513.33-03	Lodging/Meals	1-	250	0	0	250
*	Common Council	66,860	76,121	80,287	75,707	76,098
**	General Fund	66,860	76,121	80,287	75,707	76,098

CITY OF MENASHA 2022 OPERATIONS BUDGET	FUND General Fund	BUDGET NAME Office of the Mayor	PREPARED BY Donald Merkes
	FUNCTION General Government	BUDGET NUMBER 100-0101-511	DATE 9/20/2021

RESPONSIBILITIES

The duties of the Mayor are prescribed in the Wisconsin State Statutes and Menasha Ordinance including presiding over meetings of the Common Council, serving on the Planning Commission, and serving on the Utility Commission. In addition, the Mayor's office coordinates operations of all city departments, develops and reviews the city budget, provides direction for the City's economic development and long range plans, participate in sale and purchase of property, interpret legislation, and communicating data regarding the community with elected officials including the members of the Common Council.

SERVICES PROVIDED

2021 ACCOMPLISHMENTS

1. Continued growth of City's equalized value to $1.3 Billion, a 6% increase.

2. Completion of emerald ash borer plan with WDNR Urban Forestry Grant, and maintained status as Tree City USA..

3. Completion of over $1.7 Million in road reconstruction projects throughout the community

4. Completed construction of Public Works Facility

2022 OBJECTIVES

1. Continue financial planning efforts to reduce overall debt while continuing growth of the community and encouraging economic development.

2. Promote efforts to increase and improve waterfront access as it relates to the City's brand positon.

3. Ensure that the City's street, utility, and green infrastructure, as well as buildings, are maintained.

4. Develop strategies to cross promote, share services, and provide improved customer experience with MJSD and others

MAJOR CHANGES FROM 2021 BUDGET

FUNDING SOURCES	2021 FUNDING	2022 FUNDING
TAXES	$0.00	$0.00
SPECIAL ASSESSMENTS	$0.00	$0.00
INTERGOV REVENUE	$0.00	$0.00
LICENSES & PERMITS	$0.00	$0.00
FINES & FORFEITS	$0.00	$0.00
PUBLIC CHARGES	$0.00	$0.00
MISCELLANEOUS	$0.00	$0.00
TOTAL	$0.00	$0.00

POSITION TITLE	2021 # OF FTE'S	2022 # OF FTE'S
Mayor	1.00	1.00
Administrative Assistant	0.20	0.20
TOTAL	1.20	1.20

ACCOUNT NUMBER	ACCOUNT DESCRIPTION	2020 ACTUAL	2021 ADJUSTED BUDGET	2021 YEAR TO DATE ACTUAL	2021 YEAR END PROJECTION	2022 ADOPTED BUDGET
General Fund						
	Office of the Mayor					
100-0101-511.10-01	Wages	8,071	8,738	8,764	8,738	9,475
100-0101-511.10-02	Salaries	65,609	67,168	67,181	67,168	68,452
100-0101-511.10-03	Overtime/Doubletime	478	0	52	55	0
100-0101-511.15-01	Health	7,665	6,744	6,108	6,744	6,834
100-0101-511.15-02	Life	172	220	218	220	222
100-0101-511.15-03	Dental	551	465	712	712	713
100-0101-511.15-04	Retirement	5,006	5,124	5,126	5,124	5,066
100-0101-511.15-05	FICA	5,631	5,731	5,691	5,731	5,872
100-0101-511.15-07	Vision	67	57	54	57	54
100-0101-511.15-08	Workers Comp	142	144	144	144	148
100-0101-511.15-10	Banked Sick Leave	80	87	87	87	94
100-0101-511.15-11	HRA Funding	0	0	479	330	568
100-0101-511.21-06	Management	50	0	200	200	400

LEVEL	TEXT	TEXT AMT
TOTA	TWO ELECTRONICS RECYCLING EVENTS	400
		400

100-0101-511.22-01	Telephone	44	100	44	50	50
100-0101-511.29-01	Printing	2	0	0	0	0
100-0101-511.29-07	Inhouse Info Tech Service	2,918	3,077	3,071	2,060	3,199
100-0101-511.30-10	Office	0	50	0	0	50
100-0101-511.30-11	Postage	0	50	7	10	50
100-0101-511.30-16	Promotional	0	50	16	50	50
100-0101-511.33-01	Mileage	0	50	0	0	50
100-0101-511.33-02	Registrations	50	100	0	0	100
100-0101-511.33-03	Lodging/Meals	0	75	0	0	75
*	Office of the Mayor	96,536	98,030	97,954	97,480	101,522
**	General Fund	96,536	98,030	97,954	97,480	101,522

CITY OF MENASHA 2022 OPERATIONS BUDGET	FUND General Fund	BUDGET NAME City Attorney	PREPARED BY Pamela Captain
	FUNCTION General Government	BUDGET NUMBER 100-0201-512	DATE 9/20/2021

RESPONSIBILITIES

Provide legal services to the City including ordinance prosecution, claims processing, review of documents, draft ordinances, legislation, contracts and policies, represent the City in legal matters, adviser to Common Council, Mayor, boards, committees, commissions and Department Heads. Analyze and interpret state and federal legislation to determine its impact on the City. In addition, act as parliamentarian, troubleshoot citizen complaints, act as liaison to other governmental agencies, public information officer. Purchase liability and property insurances. Act as CVMIC representative and Risk Manager. Supervise City Clerk.

SERVICES PROVIDED

2021 ACCOMPLISHMENTS

2022 OBJECTIVES

Review and update claims process and procedures; Succession Planning

MAJOR CHANGES FROM 2021 BUDGET

None

FUNDING SOURCES	2021 FUNDING	2022 FUNDING
TAXES	$0.00	$0.00
SPECIAL ASSESSMENTS	$0.00	$0.00
INTERGOV REVENUE	$0.00	$0.00
LICENSES & PERMITS	$0.00	$0.00
FINES & FORFEITS	$0.00	$0.00
PUBLIC CHARGES	$0.00	$0.00
MISCELLANEOUS	$0.00	$0.00
TOTAL	$0.00	$0.00

POSITION TITLE	2021 # OF FTE'S	2022 # OF FTE'S
City Attorney/HR Director	1.00	1.00
Administrative Assistant	0.20	0.20
TOTAL	1.20	1.20

ACCOUNT NUMBER	ACCOUNT DESCRIPTION	2020 ACTUAL	2021 ADJUSTED BUDGET	2021 YEAR TO DATE ACTUAL	2021 YEAR END PROJECTION	2022 ADOPTED BUDGET
General Fund						
City Attorney						
100-0201-512.10-01	Wages	7,465	8,738	8,764	8,738	9,475
100-0201-512.10-02	Salaries	112,761	115,469	115,463	115,469	117,946
100-0201-512.10-03	Overtime/Doubletime	478	400	52	200	200
100-0201-512.15-01	Health	13,870	12,986	11,868	12,986	13,280
100-0201-512.15-02	Life	640	827	640	827	663
100-0201-512.15-03	Dental	1,221	1,139	1,387	1,139	1,387
100-0201-512.15-04	Retirement	8,148	8,384	8,383	8,384	8,283
100-0201-512.15-05	FICA	9,056	9,387	9,285	9,387	9,507
100-0201-512.15-07	Vision	118	105	100	105	100
100-0201-512.15-08	Workers Comp	229	236	236	236	242
100-0201-512.15-10	Banked Sick Leave	1,243	1,238	1,232	1,238	1,265
100-0201-512.15-11	HRA Funding	0	0	942	964	1,103
100-0201-512.21-01	Legal Services	0	7,000	0	7,000	5,000
100-0201-512.21-07	Court Reporter	0	500	0	500	500
100-0201-512.22-01	Telephone	441	500	389	500	500
100-0201-512.29-01	Printing	5	200	0	200	300
100-0201-512.29-07	Inhouse Info Tech Service	2,906	3,068	3,062	3,068	3,175
100-0201-512.30-10	Office	75	300	12	300	300
100-0201-512.30-11	Postage	11	200	41	200	200
100-0201-512.30-12	Computer & Technology	0	0	0	0	1,200
100-0201-512.30-18	Department	11	500	0	500	500
100-0201-512.32-01	Dues/Memberships/Licenses	491	750	210	750	800
100-0201-512.32-02	Periodicals/Subscriptions	195	1,500	170	1,500	1,500
100-0201-512.33-01	Mileage	0	200	0	200	200
100-0201-512.33-03	Lodging/Meals	0	50	0	50	50
100-0201-512.34-01	Mileage	0	500	0	500	500
100-0201-512.34-02	Registrations	125	1,500	295	1,500	1,500
100-0201-512.34-03	Lodging/Meals	0	900	180	900	900
100-0201-512.34-04	Other Expenses	0	100	0	100	100
*	City Attorney	159,489	176,677	162,711	177,441	180,676
**	General Fund	159,489	176,677	162,711	177,441	180,676

ACCOUNT NUMBER	ACCOUNT DESCRIPTION	2020 ACTUAL	2021 ADJUSTED BUDGET	2021 YEAR TO DATE ACTUAL	2021 YEAR END PROJECTION	2022 ADOPTED BUDGET
General Fund						
	Property Insurance					
100-0208-512.51-03	Property	90,145	86,455	86,456	86,455	98,746
*	Property Insurance	90,145	86,455	86,456	86,455	98,746
**	General Fund	90,145	86,455	86,456	86,455	98,746

THIS PAGE IS INTENTIONALLY LEFT BLANK

CITY OF MENASHA
2022 OPERATIONS BUDGET

FUND	BUDGET NAME	PREPARED BY
General Fund	City Clerk	Haley Krautkramer
FUNCTION	**BUDGET NUMBER**	**DATE**
General Government	100-0203-512	9/20/2021

RESPONSIBILITIES

Maintains custody of City seal; attests and signs official documents; prepare and file necessary reports pertaining to City business; files and indexes all council actions and administrates all City Clerk duties per State Statutes. Responsible for preparing and keeping Common Council and Committee minutes; update City ordinances in the Municipal Code; issuing and maintaining liquor licenses; assist residents as needed.

SERVICES PROVIDED

Election Administration
Licenses and permits
Oaths of Office
Records retention
Municipal Code maintenance
Agenda and Minutes creation
Open records requests
Committee assistance
Special Event Insurance
Various Administrative tasks

2021 ACCOMPLISHMENTS

Advance training for Clerk and Deputy Clerk
Assisting residents
Day to day operation of the Clerk's office

2022 OBJECTIVES

Operate within budget
Comprehensive review of fees

MAJOR CHANGES FROM 2021 BUDGET

Clerk and Deputy Clerk training

FUNDING SOURCES	2021 FUNDING	2022 FUNDING
TAXES	$0.00	$0.00
SPECIAL ASSESSMENTS	$0.00	$0.00
INTERGOV REVENUE	$0.00	$0.00
LICENSES & PERMITS	$0.00	$0.00
FINES & FORFEITS	$0.00	$0.00
PUBLIC CHARGES	$0.00	$0.00
MISCELLANEOUS	$0.00	$0.00
TOTAL	$0.00	$0.00

POSITION TITLE	2021 # OF FTE'S	2022 # OF FTE'S
Administrative Assistant	0.50	0.50
City Clerk	0.80	0.80
TOTAL	1.30	1.30

ACCOUNT NUMBER	ACCOUNT DESCRIPTION	2020 ACTUAL	2021 ADJUSTED BUDGET	2021 YEAR TO DATE ACTUAL	2021 YEAR END PROJECTION	2022 ADOPTED BUDGET
General Fund						
City Clerk						
100-0203-512.10-01	Wages	17,378	21,845	21,908	21,845	23,688
100-0203-512.10-02	Salaries	76,242	47,168	46,217	47,168	48,132
100-0203-512.10-03	Overtime/Doubletime	1,114	0	130	250	0
100-0203-512.10-08	Wages-Temp Help	351	0	0	0	0
100-0203-512.15-01	Health	12,747	12,105	10,320	12,105	11,548
100-0203-512.15-02	Life	179	50	45	50	49
100-0203-512.15-03	Dental	1,081	991	1,610	2,280	1,610
100-0203-512.15-04	Retirement	4,580	4,658	4,604	4,658	4,670
100-0203-512.15-05	FICA	5,627	5,140	4,948	5,140	5,270
100-0203-512.15-07	Vision	102	91	87	91	87
100-0203-512.15-08	Workers Comp	129	131	130	131	137
100-0203-512.15-10	Banked Sick Leave	697	685	671	685	709
100-0203-512.15-11	HRA Funding	0	0	816	838	959
100-0203-512.21-08	Recording Fees	210	1,000	210	500	1,000
100-0203-512.22-01	Telephone	58	200	57	200	200
100-0203-512.29-01	Printing	11	500	0	500	500
100-0203-512.29-02	Publishing	638	1,000	180	500	1,000
100-0203-512.29-07	Inhouse Info Tech Service	6,559	6,968	6,953	6,968	7,278
100-0203-512.30-10	Office	72	500	238	500	300
100-0203-512.30-11	Postage	185	500	539	500	500
100-0203-512.30-15	Tools & Equipment	180	1,000	0	1,000	500
100-0203-512.30-18	Department	331	200	62	200	400
100-0203-512.32-01	Dues/Memberships/Licenses	130	150	130	150	200
100-0203-512.34-01	Mileage	0	100	0	100	100
100-0203-512.34-02	Registrations	539	800	978	978	1,000
100-0203-512.34-03	Lodging/Meals	0	800	0	0	800
*	City Clerk	129,140	106,582	100,833	107,337	110,637
**	General Fund	129,140	106,582	100,833	107,337	110,637

CITY OF MENASHA
2022 OPERATIONS BUDGET

FUND	BUDGET NAME	PREPARED BY
General Fund	Elections	Haley Krautkramer
FUNCTION	**BUDGET NUMBER**	**DATE**
General Government	100-0204-512	9/20/2021

RESPONSIBILITIES

Responsible for all elections per State Statutes. Each election has numerous steps including ballot proofing, voting machine testing, absentee voting, polling place setup, election inspector training, maintain voting records.

SERVICES PROVIDED

Election Administration
Election Inspector Training

2021 ACCOMPLISHMENTS

Conducted two elections in 2021
Continued training for Clerk and Deputy Clerk to achieve certification
Continued election inspector training
Researched and attended in-person hands on training for electronic poll books

2022 OBJECTIVES

Keeping current on changes in election laws and procedures
Administer fair and efficient elections
Training of election inspectors to ensure they are certified as required by the Wisconsin Election Commission
Maintain voting equipment
Purchase and implementation of electronic poll books and pertinent training

MAJOR CHANGES FROM 2021 BUDGET

Three elections to be held in 2022, one additional potential election
Increased Absentee Ballot requests
Increased postage costs
Abiding by state statues voter maintenance requirements
Purchase and implementation of electronic poll books

FUNDING SOURCES	2021 FUNDING	2022 FUNDING
TAXES	$0.00	$0.00
SPECIAL ASSESSMENTS	$0.00	$0.00
INTERGOV REVENUE	$0.00	$0.00
LICENSES & PERMITS	$0.00	$0.00
FINES & FORFEITS	$0.00	$0.00
PUBLIC CHARGES	$0.00	$0.00
MISCELLANEOUS	$0.00	$0.00
TOTAL	$0.00	$0.00

POSITION TITLE	2021 # OF FTE'S	2022 # OF FTE'S
Administratvie Assistant	0.10	0.10
City Clerk	0.20	0.20
Poll Workers	0.00	0.00
TOTAL	0.30	0.30

ACCOUNT NUMBER	ACCOUNT DESCRIPTION	2020 ACTUAL	2021 ADJUSTED BUDGET	2021 YEAR TO DATE ACTUAL	2021 YEAR END PROJECTION	2022 ADOPTED BUDGET
General Fund						
Elections						
100-0204-512.10-01	Wages	10,583	14,334	7,068	10,334	6,903
100-0204-512.10-02	Salaries	23,191	11,792	11,553	11,792	12,033
100-0204-512.10-03	Overtime/Doubletime	320	500	26	26	0
100-0204-512.10-08	Wages-Temp Help	25,695	11,500	8,060	8,060	24,786
100-0204-512.15-01	Health	4,608	7,104	3,163	7,104	3,726
100-0204-512.15-02	Life	66	20	18	20	18
100-0204-512.15-03	Dental	356	471	411	471	415
100-0204-512.15-04	Retirement	1,489	1,763	1,217	1,763	1,231
100-0204-512.15-05	FICA	1,811	1,924	1,313	1,924	3,295
100-0204-512.15-07	Vision	35	50	26	50	27
100-0204-512.15-08	Workers Comp	192	436	121	436	157
100-0204-512.15-10	Banked Sick Leave	225	260	177	260	187
100-0204-512.15-11	HRA Funding	0	0	251	294	303
100-0204-512.20-02	Vending/Catering	1,288	500	0	0	1,500
100-0204-512.24-01	Office Equipment	388	1,000	0	0	500
100-0204-512.24-04	Specialized Equipment	3,241	4,000	3,890	3,890	4,000
100-0204-512.29-01	Printing	4,212	2,000	239	240	5,000
100-0204-512.29-02	Publishing	189	2,000	623	592	200
100-0204-512.29-05	Vehicle/Equipment Rental	285	500	84	85	500
100-0204-512.29-06	Building Rental	1,200	1,000	600	600	1,200
100-0204-512.29-07	Inhouse Info Tech Service	3,791	4,100	4,091	4,100	4,318
100-0204-512.30-10	Office	1,967	500	656	536	500
100-0204-512.30-11	Postage	11,558	1,500	2,775	2,737	10,000
100-0204-512.30-15	Tools & Equipment	4,400	0	0	0	1,000
100-0204-512.30-18	Department	84	600	245	245	100
100-0204-512.34-01	Mileage	12	100	51	0	100
100-0204-512.34-02	Registrations	0	200	0	0	200
100-0204-512.34-03	Lodging/Meals	0	200	0	0	200
*	Elections	101,186	68,354	46,658	55,559	82,399
**	General Fund	101,186	68,354	46,658	55,559	82,399

ACCOUNT NUMBER	ACCOUNT DESCRIPTION	2020 ACTUAL	2021 ADJUSTED BUDGET	2021 YEAR TO DATE ACTUAL	2021 YEAR END PROJECTION	2022 ADOPTED BUDGET
General Fund						
Municipal Court						
100-0205-512.25-01	Other Municipal Entities	3,580	3,700	3,690	3,690	3,700
*	Municipal Court	3,580	3,700	3,690	3,690	3,700
**	General Fund	3,580	3,700	3,690	3,690	3,700

THIS PAGE IS INTENTIONALLY LEFT BLANK

CITY OF MENASHA 2022 OPERATIONS BUDGET	FUND General Fund	BUDGET NAME Comptroller/Treasurer	PREPARED BY Jennifer Sassman
	FUNCTION General Government	BUDGET NUMBER 100-0401-513	DATE 9/20/2021

RESPONSIBILITIES

Carrying out the duties of the Comptroller and Treasurer for the City as enumerated in the Wisconsin State Statutes,

Tax billing and records management,

Administering the City's debt program,

Monitoring cash flow,

Creating and delivering financial reports to the Mayor, Common Council, State Agencies, and other interested parties,

Completing all regulatory required financial reporting,

Coordinating and compiling the annual City budget, and

Collection, disbursement, accounting, and investing of all City funds.

SERVICES PROVIDED

2021 ACCOMPLISHMENTS

2020 Audit Fieldwork completed prior to May 15, 2021,

Went to the Bond Market which included the borrowing for our 2020 Capital Improvement Projects, refinancing of two State Trust Fund Loans with a savings of approximately $137,000 and the financing of our new public works facility. Borrowing for the public works facility project using General Obligation Bonds instead of the USDA-Rural Development Loan reduced the term by 21 years and provided savings of approximately $7M based on the original loan application.

Completed the 2020 Department of Revenue Annual Financial Report accurately and timely,

Completed the TIF status reports, presented TID status information in conjunction with the Community Development Department to the Common Council and filed the TID Annual Report with the DOR in August,

2022 OBJECTIVES

Complete the annual 2021 audit fieldwork prior to the DOR regulatory report being due on 5/15/2022, and release the 2021 annual audit report, in final form, by 8/15/2022,

Continuing monitoring debt and the borrowing approach most beneficial to the City,

Continue to monitor the TIF Districts to make sure they are able to close in a neutral or positive position,

Monitor the City's fund balance and review/recommend updates to the City's fund balance policy,

Complete all regulatory reporting accurately and timely,

Account for and monitor all City funds,

CITY OF MENASHA 2022 OPERATIONS BUDGET	FUND General Fund	BUDGET NAME Comptroller/Treasurer	PREPARED BY Jennifer Sassman
	FUNCTION General Government	BUDGET NUMBER 100-0401-513	DATE 9/20/2021

Prepare to spend the American Rescue Plan Act (ARPA) funds in a way that is most beneficial to the City, and

Begin the process of transitioning to a new property tax collection software. The new program will be fully implemented for the December 2022 tax bills.

MAJOR CHANGES FROM 2021 BUDGET

None

FUNDING SOURCES	2021 FUNDING	2022 FUNDING
TAXES	$0.00	$0.00
SPECIAL ASSESSMENTS	$0.00	$0.00
INTERGOV REVENUE	$0.00	$0.00
LICENSES & PERMITS	$0.00	$0.00
FINES & FORFEITS	$0.00	$0.00
PUBLIC CHARGES	$0.00	$0.00
MISCELLANEOUS	$0.00	$0.00
TOTAL	$0.00	$0.00

POSITION TITLE	2021 # OF FTE'S	2022 # OF FTE'S
Finance Clerks	2.00	2.00
Finance Director	1.00	1.00
Finance Manager	1.00	1.00
TOTAL	4.00	4.00

ACCOUNT NUMBER	ACCOUNT DESCRIPTION	2020 ACTUAL	2021 ADJUSTED BUDGET	2021 YEAR TO DATE ACTUAL	2021 YEAR END PROJECTION	2022 ADOPTED BUDGET
General Fund						
	Comptroller/Treasurer					
100-0401-513.10-01	Wages	98,902	102,129	89,878	90,500	99,460
100-0401-513.10-02	Salaries	138,321	171,901	171,907	171,901	176,578
100-0401-513.10-03	Overtime/Doubletime	303	0	803	700	400
100-0401-513.15-01	Health	57,501	65,502	56,686	56,686	66,901
100-0401-513.15-02	Life	415	628	543	545	583
100-0401-513.15-03	Dental	3,673	4,076	3,875	3,875	4,076
100-0401-513.15-04	Retirement	15,938	18,497	17,602	17,900	17,946
100-0401-513.15-05	FICA	17,577	20,309	19,327	19,500	20,835
100-0401-513.15-07	Vision	444	461	415	415	439
100-0401-513.15-08	Workers Comp	449	521	496	495	525
100-0401-513.15-10	Banked Sick Leave	2,417	2,726	2,567	2,650	2,733
100-0401-513.15-11	HRA Funding	0	0	4,462	4,353	5,211
100-0401-513.21-03	Accounting/Financial	21,041	26,000	24,140	24,085	28,000
100-0401-513.22-01	Telephone	140	450	139	145	450
100-0401-513.29-01	Printing	2,826	3,500	2,350	3,120	3,300
100-0401-513.29-07	Inhouse Info Tech Service	68,491	71,731	71,580	71,731	75,424
100-0401-513.30-10	Office	706	1,000	432	700	900
100-0401-513.30-11	Postage	5,961	6,000	5,876	5,700	6,000
100-0401-513.30-12	Computer & Technology	2,966	400	442	442	400
100-0401-513.30-19	Office Furnishings	2,379	1,000	0	0	750
100-0401-513.32-01	Dues/Memberships/Licenses	330	500	420	420	500
100-0401-513.32-02	Periodicals/Subscriptions	0	150	0	0	150
100-0401-513.33-01	Mileage	38	75	43	40	75
100-0401-513.33-03	Lodging/Meals	0	50	0	0	50
100-0401-513.34-01	Mileage	0	300	0	50	300
100-0401-513.34-02	Registrations	0	1,000	125	125	1,000
100-0401-513.34-03	Lodging/Meals	0	1,000	0	0	1,000
*	Comptroller/Treasurer	440,818	499,906	474,108	476,078	513,986
**	General Fund	440,818	499,906	474,108	476,078	513,986

THIS PAGE IS INTENTIONALLY LEFT BLANK

CITY OF MENASHA 2022 OPERATIONS BUDGET	FUND General Fund	BUDGET NAME Personnel	PREPARED BY Kimberly Cardoza
	FUNCTION General Government	BUDGET NUMBER 100-0202-512	DATE 9/20/2021

RESPONSIBILITIES

Work with all departments and employees on employment related matters,

Administer the Personnel Policy Handbook,

Ensure compliance with State and Federal laws and regulations,

Lead in recruitment and hiring for the City,

Provide support and training opportunities for departments,

Responsible for completing bi-weekly payrolls and all accompanying recording and reporting, and

Administer employment benefits.

SERVICES PROVIDED

2021 ACCOMPLISHMENTS

Completed all regulatory reporting, including: ACA (new), EEOC, WRS, etc.

Led the recruitment process for all open positions, brought on-board 34 new hires

Completed position analysis' when appropriate,

Continuing with audits on all payroll and benefits and making necessary changes.

Items in progress

Implementation of Onboard, through NeoGov, an electronic onboarding solution to go paperless (provided through CVMIC),

Hiring for 5 open positions,

Completing end of year Audits and Compliance tasks,

Setting up the 2022 Open Enrollment Process, and

Working on changes and updates to the Employee Handbook for 2022

2022 OBJECTIVES

Work with department heads and employees on personnel matters,

Implementation of Onboard,

Launch a Wellness Program,

Complete all payroll and required reporting accurately and timely,

CITY OF MENASHA 2022 OPERATIONS BUDGET	FUND General Fund	BUDGET NAME Personnel	PREPARED BY Kimberly Cardoza
	FUNCTION General Government	BUDGET NUMBER 100-0202-512	DATE 9/20/2021

Streamline recruiting/ interview/ hiring processes,

Administer all benefits,

Conduct a wage/salary study to ensure the appropriate wages coincide with the job duties, city-wide, and

Create and merge all positions on one pay scale instead of separate wage scales.

MAJOR CHANGES FROM 2021 BUDGET

None

FUNDING SOURCES	2021 FUNDING	2022 FUNDING
TAXES	$0.00	$0.00
SPECIAL ASSESSMENTS	$0.00	$0.00
INTERGOV REVENUE	$0.00	$0.00
LICENSES & PERMITS	$0.00	$0.00
FINES & FORFEITS	$0.00	$0.00
PUBLIC CHARGES	$0.00	$0.00
MISCELLANEOUS	$0.00	$0.00
TOTAL	$0.00	$0.00

POSITION TITLE	2021 # OF FTE'S	2022 # OF FTE'S
Human Resources Coord	1.00	1.00
Payroll Clerk	1.00	1.00
TOTAL	2.00	2.00

ACCOUNT NUMBER	ACCOUNT DESCRIPTION	2020 ACTUAL	2021 ADJUSTED BUDGET	2021 YEAR TO DATE ACTUAL	2021 YEAR END PROJECTION	2022 ADOPTED BUDGET
General Fund						
Personnel						
100-0202-512.10-01	Wages	59,091	57,966	58,536	57,966	59,445
100-0202-512.10-02	Salaries	70,235	73,120	68,356	70,454	67,587
100-0202-512.10-03	Overtime/Doubletime	1,228	1,500	840	1,500	1,200
100-0202-512.15-01	Health	27,688	27,687	27,153	30,787	37,802
100-0202-512.15-02	Life	366	454	407	454	394
100-0202-512.15-03	Dental	2,477	2,477	2,373	2,477	2,477
100-0202-512.15-04	Retirement	8,809	8,848	8,408	8,848	8,257
100-0202-512.15-05	FICA	9,617	9,761	9,423	9,761	9,369
100-0202-512.15-07	Vision	243	228	220	228	252
100-0202-512.15-08	Workers Comp	508	249	237	249	241
100-0202-512.15-10	Banked Sick Leave	1,336	1,304	1,132	1,304	1,263
100-0202-512.15-11	HRA Funding	0	0	2,227	2,052	2,401
100-0202-512.21-01	Legal Services	0	1,000	0	1,000	1,000
100-0202-512.21-05	Medical	12,008	14,000	14,099	16,500	15,000
100-0202-512.21-06	Management	4,994	4,500	6,963	6,578	6,500
100-0202-512.22-01	Telephone	70	300	70	153	300
100-0202-512.29-01	Printing	301	500	279	300	500
100-0202-512.29-03	Advertising	1,380	2,000	125	1,000	2,000
100-0202-512.29-07	Inhouse Info Tech Service	5,859	6,176	6,163	6,176	6,398
100-0202-512.30-10	Office	337	500	459	500	500
100-0202-512.30-11	Postage	146	500	211	500	500
100-0202-512.30-12	Computer & Technology	1,548	0	0	0	0
100-0202-512.30-16	Promotional	1,799	5,000	2,014	5,000	0
100-0202-512.30-18	Department	0	200	0	200	200
100-0202-512.30-19	Office Furnishings	617	500	169	500	0
100-0202-512.30-21	Wellness	0	0	0	0	3,000
100-0202-512.32-01	Dues/Memberships/Licenses	375	500	1,018	500	500
100-0202-512.32-02	Periodicals/Subscriptions	0	300	0	300	300
100-0202-512.34-01	Mileage	0	500	111	500	500
100-0202-512.34-02	Registrations	0	1,500	757	1,500	1,500
100-0202-512.34-03	Lodging/Meals	77	300	237	300	300
*	Personnel	211,109	221,870	211,987	227,587	229,686
**	General Fund	211,109	221,870	211,987	227,587	229,686

THIS PAGE IS INTENTIONALLY LEFT BLANK

CITY OF MENASHA 2022 OPERATIONS BUDGET	FUND General Fund	BUDGET NAME Assessor	PREPARED BY Jennifer Sassman
	FUNCTION General Government	BUDGET NUMBER 100-0402-513	DATE 9/20/2021

RESPONSIBILITIES

The City-appointed Assessor has the statutory duty to determine values and prepare, sign and defend the annual property assessment roll.

SERVICES PROVIDED

Our contract with Associated Appraisal provides office hours for residents twice a week. In addition, residents can contact their office to schedule an appointment of discuss concerns.

2021 ACCOMPLISHMENTS

Performed a revaluation of residential properties to keep out assessment ratio in compliance with State Statutes. This revaluation was important to keep our assessment ratios above 90%,

Completed all regulatory meetings, reports, and recordings, and

Assisted City staff, when requested, with special information requests.

2022 OBJECTIVES

Accurately assess properties in the City of Menasha,

Complete all required tasks per the assessment agreement, and

Work with city departments to coordinate reporting and recording.

MAJOR CHANGES FROM 2021 BUDGET

None

FUNDING SOURCES	2021 FUNDING	2022 FUNDING
TAXES	$0.00	$0.00
SPECIAL ASSESSMENTS	$0.00	$0.00
INTERGOV REVENUE	$0.00	$0.00
LICENSES & PERMITS	$0.00	$0.00
FINES & FORFEITS	$0.00	$0.00
PUBLIC CHARGES	$0.00	$0.00
MISCELLANEOUS	$0.00	$0.00
TOTAL	$0.00	$0.00

ACCOUNT NUMBER	ACCOUNT DESCRIPTION	2020 ACTUAL	2021 ADJUSTED BUDGET	2021 YEAR TO DATE ACTUAL	2021 YEAR END PROJECTION	2022 ADOPTED BUDGET
General Fund						
Assessor						
100-0402-513.10-07	Per Diem	250	500	250	250	500
100-0402-513.21-04	Computer & Technology	235	250	235	235	250
100-0402-513.21-07	Court Reporter	0	200	293	293	350
100-0402-513.21-09	Appraisal	60,740	66,000	60,740	60,740	61,000
100-0402-513.22-01	Telephone	29	75	29	30	50
100-0402-513.25-01	Other Municipal Entities	3,988	3,745	3,745	3,745	3,600
100-0402-513.29-01	Printing	0	500	0	0	500
100-0402-513.29-07	Inhouse Info Tech Service	9,090	9,441	9,422	9,441	10,198
100-0402-513.30-11	Postage	676	3,000	5,844	5,850	4,500
100-0402-513.30-12	Computer & Technology	643	0	0	0	0
100-0402-513.34-02	Registrations	0	100	0	0	100
100-0402-513.34-04	Other Expenses	0	50	0	0	50
*	Assessor	75,651	83,861	80,558	80,584	81,098
**	General Fund	75,651	83,861	80,558	80,584	81,098

ACCOUNT NUMBER	ACCOUNT DESCRIPTION	2020 ACTUAL	2021 ADJUSTED BUDGET	2021 YEAR TO DATE ACTUAL	2021 YEAR END PROJECTION	2022 ADOPTED BUDGET
General Fund						
	Information Systems					
100-0403-513.80-01	Computer Equipment	0	71,000	71,000	71,000	70,000

LEVEL	TEXT	TEXT AMT
TOTA	BUDGETING/FINANCIAL SOFTWARE	27,700
	MICROSOFT LICENSING	16,000
	SYSTEM CENTER CONFIGURATION MANAGER (SCCM)	11,835
	MULTIFACTOR AUTHENTICATION	7,359
	EMPLOYEE SECURITY TRAINING	2,106
	IT SECURITY PLAN	5,000
		70,000

*	Information Systems	0	71,000	71,000	71,000	70,000
**	General Fund	0	71,000	71,000	71,000	70,000

ACCOUNT NUMBER	ACCOUNT DESCRIPTION	2020 ACTUAL	2021 ADJUSTED BUDGET	2021 YEAR TO DATE ACTUAL	2021 YEAR END PROJECTION	2022 ADOPTED BUDGET
General Fund						
	Illegal Tax/Tax Refund					
100-0406-513.73-01	Award & Claim Settlements	484	1,000	1,098	1,105	3,000
*	Illegal Tax/Tax Refund	484	1,000	1,098	1,105	3,000
**	General Fund	484	1,000	1,098	1,105	3,000

ACCOUNT NUMBER	ACCOUNT DESCRIPTION	2020 ACTUAL	2021 ADJUSTED BUDGET	2021 YEAR TO DATE ACTUAL	2021 YEAR END PROJECTION	2022 ADOPTED BUDGET
General Fund						
	Uncollectable Debt					
100-0414-513.26-01	Accounts Receivable	23,391	8,500	4,324-	4,000	4,000
*	Uncollectable Debt	23,391	8,500	4,324-	4,000	4,000
**	General Fund	23,391	8,500	4,324-	4,000	4,000

THIS PAGE IS INTENTIONALLY LEFT BLANK

CITY OF MENASHA 2022 OPERATIONS BUDGET	FUND General Fund	BUDGET NAME Employeees Safety Co	PREPARED BY Kristine Hutter
	FUNCTION General Government	BUDGET NUMBER 100-0901-515	DATE 9/20/2021

RESPONSIBILITIES

- Comply with state and federal safe work place regulations.
- Educate employees on safe work policies, practices, and work environment.
- Conduct monthly safety committee meetings for City Hall, Public Works Facility and Police.

SERVICES PROVIDED

This program manages the City Safety Program for employees. Services:

- Maintains compliance with all Division of Safety and Professional Services and Occupational Safety and Health Administration employee safety regulations.
- Provides and assures employee safety training.
- Conducts annual respiratory fit testing and hearing screening.
- Investigates all reported employee injuries.
- Conducts monthly safety meetings (DPW/Parks, MPD, City Hall).
- Processes Cities and Villages Mutual Insurance Company (CVMIC) grant requests.

2021 ACCOMPLISHMENTS

- In 2021, served as Safety Officer for the City's Public Health COVID-19 Emergency Response team and acted as liaison for employees and HR regarding COVID-19 exposures.
- New employee and summer help safety training.
- Conducted safety meetings.
- Facility Safety walk through inspections.
- Maintained electronic Safety Data Sheet (SDS) information on City intranet.
- Maintained certification as American Heart CPR/First Aid instructor
- Conducted respiratory fit tests and hearing screening for all affected employees.
- Maintained all training and PPE annual testing documentation.
- Coordinated CVMIC grant safety equipment purchases across all City departments.

2022 OBJECTIVES

- Review and revise City of Menasha Safety Manual.
- Insure all employees have read the Safety Manual.
- Attempt to reduce employee workplace injuries and provide interventions to minimize future injuries.
- Review and revise procedures, offer personal protective equipment kits, and deliver training to City law enforcement and others on safety procedures to avoid drug related occupational hazards.
- Provide recommendation on safety equipment purchases using CVMIC grant.
- Provide safety training for new employees.
- Coordinate with CVMIC to conduct facility safety audits.

MAJOR CHANGES FROM 2021 BUDGET

None.
The supply line reflects leveraging of potential CVMIC grant opportunities (50-50 match).

CITY OF MENASHA
2022 OPERATIONS BUDGET

FUND	BUDGET NAME	PREPARED BY
General Fund	Employeees Safety Co	Kristine Hutter
FUNCTION	**BUDGET NUMBER**	**DATE**
General Government	100-0901-515	9/20/2021

FUNDING SOURCES	2021 FUNDING	2022 FUNDING
TAXES	$0.00	$0.00
SPECIAL ASSESSMENTS	$0.00	$0.00
INTERGOV REVENUE	$0.00	$0.00
LICENSES & PERMITS	$0.00	$0.00
FINES & FORFEITS	$0.00	$0.00
PUBLIC CHARGES	$0.00	$0.00
MISCELLANEOUS	$0.00	$0.00
TOTAL	$0.00	$0.00

POSITION TITLE	2021 # OF FTE'S	2022 # OF FTE'S
Safety Coordinator	0.14	0.14
Public Health Educator	0.06	0.06
TOTAL	0.20	0.20

ACCOUNT NUMBER	ACCOUNT DESCRIPTION	2020 ACTUAL	2021 ADJUSTED BUDGET	2021 YEAR TO DATE ACTUAL	2021 YEAR END PROJECTION	2022 ADOPTED BUDGET
General Fund						
	Employees Safety Comm					
100-0901-515.10-01	Wages	7,018	15,105	14,735	14,590	15,020
100-0901-515.10-02	Salaries	665-	0	0	0	0
100-0901-515.10-03	Overtime/Doubletime	47	0	14	14	0
100-0901-515.15-01	Health	1,101	2,292	2,017	2,292	2,327
100-0901-515.15-02	Life	11	36	37	36	40
100-0901-515.15-03	Dental	89	201	201	212	201
100-0901-515.15-04	Retirement	429	1,020	994	985	976
100-0901-515.15-05	FICA	470	1,113	1,092	1,085	1,130
100-0901-515.15-07	Vision	9	19	18	20	18
100-0901-515.15-08	Workers Comp	239	582	532	527	542
100-0901-515.15-10	Banked Sick Leave	69	150	146	145	150
100-0901-515.15-11	HRA Funding	0	0	145	128	186
100-0901-515.21-05	Medical	1,124	1,600	1,735	1,735	1,700
100-0901-515.29-07	Inhouse Info Tech Service	569	615	614	615	648
100-0901-515.30-11	Postage	0	25	0	0	20
100-0901-515.30-18	Department	15,430	12,250	14,000	14,250	14,250
*	Employees Safety Comm	25,940	35,008	36,280	36,634	37,208
**	General Fund	25,940	35,008	36,280	36,634	37,208

THIS PAGE IS INTENTIONALLY LEFT BLANK

CITY OF MENASHA 2022 OPERATIONS BUDGET	FUND	BUDGET NAME	PREPARED BY
	General Fund	Municipal Buildings	Megan Sackett Thad Brown
	FUNCTION	**BUDGET NUMBER**	**DATE**
	General Government	100-1001-514	9/20/2021

RESPONSIBILITIES

The funds in this account provide for the supplies, services, maintenance, repair and operation of City Hall.

SERVICES PROVIDED

2021 ACCOMPLISHMENTS

None

2022 OBJECTIVES

None

MAJOR CHANGES FROM 2021 BUDGET

No significant changes.

FUNDING SOURCES	2021 FUNDING	2022 FUNDING
TAXES	$0.00	$0.00
SPECIAL ASSESSMENTS	$0.00	$0.00
INTERGOV REVENUE	$0.00	$0.00
LICENSES & PERMITS	$0.00	$0.00
FINES & FORFEITS	$0.00	$0.00
PUBLIC CHARGES	$0.00	$0.00
MISCELLANEOUS	$0.00	$0.00
TOTAL	$0.00	$0.00

POSITION TITLE	2021 # OF FTE'S	2022 # OF FTE'S
Deputy Director of Muni O	0.03	0.03
PW/Parks Superintendent	0.02	0.02
Facilities Tech/Electrician	0.27	0.27
Facilities Tech	0.10	0.10
TOTAL	0.42	0.42

ACCOUNT NUMBER	ACCOUNT DESCRIPTION	2020 ACTUAL	2021 ADJUSTED BUDGET	2021 YEAR TO DATE ACTUAL	2021 YEAR END PROJECTION	2022 ADOPTED BUDGET
General Fund						
	Buildings Maintenance					
100-1001-514.10-01	Wages	16,954	22,354	16,834	17,603	22,847
100-1001-514.10-02	Salaries	868	4,094	4,122	3,897	4,318
100-1001-514.10-03	Overtime/Doubletime	133	250	267	267	250
100-1001-514.15-01	Health	7,546	9,068	6,563	8,075	8,908
100-1001-514.15-02	Life	29	27	20	24	29
100-1001-514.15-03	Dental	423	505	405	452	505
100-1001-514.15-04	Retirement	1,218	1,802	1,438	1,481	1,850
100-1001-514.15-05	FICA	1,329	1,957	1,572	1,613	2,097
100-1001-514.15-07	Vision	42	48	37	47	48
100-1001-514.15-08	Workers Comp	676	1,028	761	786	982
100-1001-514.15-10	Banked Sick Leave	213	261	203	210	270
100-1001-514.15-11	HRA Funding	0	0	543	710	658
100-1001-514.19-03	Uniform/Clothing Allow	117	126	126	126	126
100-1001-514.20-01	Janitorial	365	550	0	550	550
100-1001-514.21-06	Management	0	0	0	0	10,000

LEVEL	TEXT	TEXT AMT
TOTA	SOLAR STUDY ($10,000 GRANT AVAILABLE)	10,000
		10,000

100-1001-514.22-01	Telephone	548	500	480	548	500
100-1001-514.22-03	Electricity	543	500	430	543	500
100-1001-514.22-05	Water/Sewer	161	0	109	161	165
100-1001-514.22-06	Storm Water	40	23	31	40	23
100-1001-514.24-01	Office Equipment	238	250	0	0	250
100-1001-514.24-03	Buildings	1,642	3,000	1,035	3,000	3,000
100-1001-514.24-04	Specialized Equipment	897	1,000	860	931	1,000
100-1001-514.24-05	Small Projects	0	1,000	0	0	1,000
100-1001-514.29-03	Advertising	11	11	0	11	11
100-1001-514.29-05	Vehicle/Equipment Rental	6,440	6,000	4,140	6,000	6,000
100-1001-514.29-06	Building Rental	56,070	56,080	56,069	56,080	56,080
100-1001-514.29-07	Inhouse Info Tech Service	1,469	1,538	1,535	1,538	1,619
100-1001-514.30-10	Office	2,637	3,000	2,147	2,637	3,000
100-1001-514.30-11	Postage	240	300	17	240	300
100-1001-514.30-13	Housekeeping	305	450	0	305	450
100-1001-514.30-15	Tools & Equipment	2,227	500	566	566	500
100-1001-514.30-18	Department	56	500	17	500	500
100-1001-514.32-02	Periodicals/Subscriptions	218	250	218	218	250
100-1001-514.34-02	Registrations	79	300	0	79	300
100-1001-514.34-03	Lodging/Meals	0	150	0	0	0
*	Buildings Maintenance	103,734	117,422	100,545	109,238	128,886
**	General Fund	103,734	117,422	100,545	109,238	128,886

THIS PAGE IS INTENTIONALLY LEFT BLANK

PUBLIC SAFETY

CITY OF MENASHA 2022 OPERATIONS BUDGET	FUND General Fund	BUDGET NAME Police Department	PREPARED BY Tim Styka
	FUNCTION Public Safety	BUDGET NUMBER 100-0801-521	DATE 9/20/2021

RESPONSIBILITIES

The responsibilities of the police department are directed by our mission statement to be a "model of modern police services built upon a strong partnership with the community using respect, creativity and technology to find solutions and improve the quality of life and safety for all." At the core of our mission is a strong level of trust with the community which is based upon open communication and respect for those we serve.

SERVICES PROVIDED

2021 ACCOMPLISHMENTS

A new employee scheduling system was implemented. As the system is fine tuned it will reduce staff time in maintaining the schedule and decrease the time it takes to process payroll.

Continue management training for the command staff with Lt. Spiegel attending the Leadership for Police Organizations Course and Lt. Thorn participating in the Leadership Fox Cities Program.

Complete our first re-accreditation through WILEAG (Wisconsin Law enforcement Accreditation Group).

Achieved full staffing.

Apply for two different Body Camera grants to offset the cost of replacing the current system.

Hosted two in-house in-service training.

Completed the Men's Shower Room and Roof projects at the Public Safety Building.

Started up the Wellness Program

Deployed a $30,000 TruNarc device through a grant from Capital Credit Union. This device allows for officers to test possible illegal substances in a much safer manner.

Transitioned our daily briefing program and roll call trainings to Virtual Academy.

Participated in a multiple agency active shooter training.

Review our current firearms and associated equipment to ensure what we are currently using is following best practices.

Collaborate with Public Works on the feasibility of a traffic camera system.

2022 OBJECTIVES

Provide the community efficient and effective police services using our core principals of LEED (Listening, Explain, Equity and Dignity).

Continue management training for the command staff with Lt. Spiegel completing attending the Leadership for Police Organizations Course and Lt. Thorn participating in the Leadership Fox Cities Program.

Coordinate a LEDR Team table top training.

Continue to work with Public Works to deploy the first traffic cameras in the City.

Update the hiring process and background investigations of new officer candidates to be reflective of the most efficient and best practices.

CITY OF MENASHA 2022 OPERATIONS BUDGET	FUND General Fund	BUDGET NAME Police Department	PREPARED BY Tim Styka
	FUNCTION Public Safety	BUDGET NUMBER 100-0801-521	DATE 9/20/2021

Begin the transition to the Taser 7 replacing units that are over 10 years old.

Develop and teach an in house program for our patrol officers on being initial responders to crime scenes.

Work with City Garage on a tire test to see if we may be able to avoid having to swap to winter tires each year.

Continue offering the Wellness Program and working through the Officer Resiliency Program.

MAJOR CHANGES FROM 2021 BUDGET

FUNDING SOURCES	2021 FUNDING	2022 FUNDING
TAXES	$0.00	$0.00
SPECIAL ASSESSMENTS	$0.00	$0.00
INTERGOV REVENUE	$0.00	$0.00
LICENSES & PERMITS	$0.00	$0.00
FINES & FORFEITS	$0.00	$0.00
PUBLIC CHARGES	$0.00	$0.00
MISCELLANEOUS	$0.00	$0.00
TOTAL	$0.00	$0.00

POSITION TITLE	2021 # OF FTE'S	2022 # OF FTE'S
Chief	1.00	1.00
Deputy Chief	1.00	1.00
Lieutenants	6.00	6.00
Patrol Officers	23.00	23.00
Police Support Personnel	8.50	8.50
TOTAL	39.50	39.50

ACCOUNT NUMBER	ACCOUNT DESCRIPTION	2020 ACTUAL	2021 ADJUSTED BUDGET	2021 YEAR TO DATE ACTUAL	2021 YEAR END PROJECTION	2022 ADOPTED BUDGET
General Fund						
Police						
100-0801-521.10-01	Wages	364,020	372,813	377,966	369,788	383,737
100-0801-521.10-02	Salaries	2,220,992	2,342,400	2,269,059	2,269,247	2,417,927
100-0801-521.10-03	Overtime/Doubletime	186,489	208,150	195,041	186,000	202,150
100-0801-521.10-05	Differential	9,342	10,000	9,191	9,457	10,000
100-0801-521.10-06	Holiday	147,059	146,002	154,092	149,000	146,002
100-0801-521.10-08	Wages-Temp Help	9,278	27,374	26,206	32,168	27,923
100-0801-521.15-01	Health	442,988	454,068	411,219	414,636	467,437
100-0801-521.15-02	Life	1,998	2,230	2,284	2,739	2,319
100-0801-521.15-03	Dental	34,000	39,180	35,108	36,636	35,372
100-0801-521.15-04	Retirement	326,873	360,046	345,409	343,393	367,325
100-0801-521.15-05	FICA	216,557	238,431	226,665	223,244	244,642
100-0801-521.15-07	Vision	3,778	4,865	3,496	3,781	3,514
100-0801-521.15-08	Workers Comp	70,031	65,795	80,975	76,413	82,161
100-0801-521.15-10	Banked Sick Leave	25,256	27,371	25,760	26,193	28,360
100-0801-521.15-11	HRA Funding	0	0	32,459	33,266	38,323
100-0801-521.19-01	Education Reimbursement	0	2,500	466	750	2,000
100-0801-521.19-03	Uniform/Clothing Allow	25,919	24,500	21,592	23,750	25,500
100-0801-521.19-04	Uniform/Dry Clean Allow	8,943	9,600	9,150	9,350	9,600
100-0801-521.20-01	Janitorial	21,740	23,500	20,214	21,500	23,000
100-0801-521.20-04	Mechanical Systems	0	3,000	986	3,000	3,000
100-0801-521.20-06	Lawn Care	181	200	181	200	200
100-0801-521.20-12	Credit Card Fees	546	2,000	619	655	1,000
100-0801-521.21-05	Medical	3,197	4,500	1,946	2,200	4,000
100-0801-521.21-06	Management	10,810	12,000	10,229	10,600	11,500
100-0801-521.22-01	Telephone	15,522	18,500	16,576	16,900	18,000
100-0801-521.22-03	Electricity	16,332	17,500	17,882	17,000	17,500
100-0801-521.22-04	Heat	3,863	7,000	4,995	6,800	7,000
100-0801-521.22-05	Water/Sewer	4,482	4,600	4,336	4,400	4,500
100-0801-521.22-06	Storm Water	1,016	1,050	1,168	1,200	1,200
100-0801-521.24-01	Office Equipment	1,310	1,500	1,453	1,300	1,500
100-0801-521.24-02	Tools & Equipment	6,663	8,000	8,604	7,500	8,000
100-0801-521.24-03	Buildings	19,948	21,000	22,298	21,000	22,000
100-0801-521.24-04	Specialized Equipment	106	500	518	400	500
100-0801-521.24-05	Small Projects	3,040	2,500	2,644	2,500	2,500
100-0801-521.25-01	Other Municipal Entities	0	500	50	250	500
100-0801-521.29-01	Printing	1,913	2,400	1,617	2,400	2,400
100-0801-521.29-04	Vehicle Repair	53,193	65,000	76,985	72,000	67,600
100-0801-521.29-05	Vehicle/Equipment Rental	3,609	0	2,259	1,300	0
100-0801-521.29-07	Inhouse Info Tech Service	128,076	134,824	134,539	134,824	137,095
100-0801-521.30-10	Office	4,255	4,500	4,517	4,300	4,750
100-0801-521.30-11	Postage	1,979	2,200	1,869	2,100	2,100
100-0801-521.30-12	Computer & Technology	16,225	13,650	13,544	14,500	20,000
100-0801-521.30-13	Housekeeping	3,714	3,750	4,227	5,000	4,500
100-0801-521.30-15	Tools & Equipment	29,558	33,000	28,519	32,500	30,750
100-0801-521.30-18	Department	7,836	9,000	8,291	8,750	9,000

ACCOUNT NUMBER	ACCOUNT DESCRIPTION	2020 ACTUAL	2021 ADJUSTED BUDGET	2021 YEAR TO DATE ACTUAL	2021 YEAR END PROJECTION	2022 ADOPTED BUDGET
100-0801-521.30-20	Grant Equipment	4,526	0	0	0	0
100-0801-521.32-01	Dues/Memberships/Licenses	4,311	4,600	4,658	4,600	4,600
100-0801-521.32-02	Periodicals/Subscriptions	190	400	141	300	400
100-0801-521.33-03	Lodging/Meals	122	350	92	100	350
100-0801-521.34-02	Registrations	13,497	18,000	15,647	17,000	18,000
100-0801-521.34-03	Lodging/Meals	3,564	11,000	5,821	3,500	11,000
100-0801-521.34-04	Other Expenses	503	1,200	432	950	1,200
100-0801-521.38-01	Fuel	26,707	33,000	34,201	31,000	31,200
100-0801-521.80-01	Computer Equipment	0	0	30,836	30,836	0
100-0801-521.80-03	Motorized Equipment	51,761	91,000	118,049	110,309	96,200
100-0801-521.80-05	Other Equipment	10,011	8,000	8,000	8,000	8,000
100-0801-521.80-06	K9 Replacement	0	4,000	0	0	2,000
*	Police	4,567,829	4,903,049	4,835,081	4,811,485	5,071,337
**	General Fund	4,567,829	4,903,049	4,835,081	4,811,485	5,071,337

THIS PAGE IS INTENTIONALLY LEFT BLANK

CITY OF MENASHA 2022 OPERATIONS BUDGET	FUND General Fund	BUDGET NAME Crossing Guard Patrol	PREPARED BY Tim Styka
	FUNCTION Public Safety	BUDGET NUMBER 100-0802-521	DATE 9/20/2021

RESPONSIBILITIES

Crossing Guards are responsible for the safety of pedestrians as they go to and form school. They are positioned in areas near the schools which have a high volume of traffic or are at a location which large numbers of pedestrians cross which necessitate the need for an official to help with the street crossing process.

SERVICES PROVIDED

2021 ACCOMPLISHMENTS

Safely crossed hundreds of children and adults in the community on a daily basis.

Continued to work with staff to provide equipment and training to ensure recognized safe work practices.

The start of the 2021 school year we were able to fill all of the positions, however it has proven to be challenging to keep the positions filled.

2022 OBJECTIVES

At the start of the 2021 school year we were able to fill all of the positions. However, by October we have had a number of vacancies requiring CSOs and Officers to cover intersections. We will continue to work on recruiting and training to fill each location on a consistent basis.

MAJOR CHANGES FROM 2021 BUDGET

FUNDING SOURCES	2021 FUNDING	2022 FUNDING
TAXES	$0.00	$0.00
SPECIAL ASSESSMENTS	$0.00	$0.00
INTERGOV REVENUE	$0.00	$0.00
LICENSES & PERMITS	$0.00	$0.00
FINES & FORFEITS	$0.00	$0.00
PUBLIC CHARGES	$0.00	$0.00
MISCELLANEOUS	$0.00	$0.00
TOTAL	$0.00	$0.00

ACCOUNT NUMBER	ACCOUNT DESCRIPTION	2020 ACTUAL	2021 ADJUSTED BUDGET	2021 YEAR TO DATE ACTUAL	2021 YEAR END PROJECTION	2022 ADOPTED BUDGET
General Fund						
Crossing Guard						
100-0802-521.10-08	Wages-Temp Help	7,784	21,125	21,125	17,648	21,125
100-0802-521.15-05	FICA	595	1,616	1,617	1,352	1,616
100-0802-521.15-08	Workers Comp	222	485	669	560	525
100-0802-521.19-04	Uniform/Dry Clean Allow	0	100	0	0	0
100-0802-521.30-18	Department	288	500	343	450	500
100-0802-521.33-03	Lodging/Meals	0	350	0	300	350
*	Crossing Guard	8,889	24,176	23,754	20,310	24,116
**	General Fund	8,889	24,176	23,754	20,310	24,116

CITY OF MENASHA 2022 OPERATIONS BUDGET	FUND General Fund	BUDGET NAME Community Service Offi	PREPARED BY Tim Styka
	FUNCTION Public Safety	BUDGET NUMBER 100-0803-521	DATE 9/20/2021

RESPONSIBILITIES

The Community Service Officer is responsible for animal complaints, traffic concern & hazards, traffic direction, park patrol, vehicle lockouts and parking enforcement. These are part-time positions held by people that are attending school for criminal justice/law enforcement.

SERVICES PROVIDED

2021 ACCOMPLISHMENTS

As of September 21st, CSOs have worked over 2900 hours this year. The program is an essential part of providing a high level of service to the community.

We continue to use the program to develop candidates for police officer positions. The program is serving as a valuable recruiting tool for full time police officer positions.

2022 OBJECTIVES

Continue to recruit, train and develop personnel in the position.

Evaluate the programs offered and update/change programs as needed to meet the needs of the community.

Explore develop the program with FVTC to provide an internship opportunity for CSOs who are also students at the school.

MAJOR CHANGES FROM 2021 BUDGET

Recruitment for CSO positions has become highly competitive. In addition, there are fewer people interested in exploring a position in law enforcement. As a result, we have set the budget to allow for an increase from $11.50/hr to $13.50/hr.

FUNDING SOURCES	2021 FUNDING	2022 FUNDING
TAXES	$0.00	$0.00
SPECIAL ASSESSMENTS	$0.00	$0.00
INTERGOV REVENUE	$0.00	$0.00
LICENSES & PERMITS	$0.00	$0.00
FINES & FORFEITS	$0.00	$0.00
PUBLIC CHARGES	$0.00	$0.00
MISCELLANEOUS	$0.00	$0.00
TOTAL	$0.00	$0.00

POSITION TITLE	2021 # OF FTE'S	2022 # OF FTE'S
Community Service Office	2.00	2.00
TOTAL	2.00	2.00

ACCOUNT NUMBER	ACCOUNT DESCRIPTION	2020 ACTUAL	2021 ADJUSTED BUDGET	2021 YEAR TO DATE ACTUAL	2021 YEAR END PROJECTION	2022 ADOPTED BUDGET
General Fund						
	Community Svc Officer					
100-0803-521.10-08	Wages-Temp Help	46,007	46,760	48,007	48,573	58,906
100-0803-521.15-04	Retirement	59	0	0	0	0
100-0803-521.15-05	FICA	3,448	3,577	3,672	3,717	4,506
100-0803-521.15-08	Workers Comp	1,313	1,333	1,519	1,540	1,856
100-0803-521.15-10	Banked Sick Leave	2	0	0	0	0
100-0803-521.19-03	Uniform/Clothing Allow	342	600	191	500	600
100-0803-521.30-15	Tools & Equipment	488	500	507	450	500
*	Community Svc Officer	51,659	52,770	53,896	54,780	66,368
**	General Fund	51,659	52,770	53,896	54,780	66,368

CITY OF MENASHA 2022 OPERATIONS BUDGET	FUND General Fund	BUDGET NAME Auxiliary Police	PREPARED BY Tim Styka
	FUNCTION Public Safety	BUDGET NUMBER 100-0804-521	DATE 9/20/2021

RESPONSIBILITIES

This Auxiliary Police Unit helps supplement the mission of the Department by providing services to the community at events like the annual Easter Egg Hunt, high school football games, 4th of July, parades and many other events throughout the year.

SERVICES PROVIDED

2021 ACCOMPLISHMENTS

Auxiliary officers worked long hours, often times in adverse conditions, during weekends, nights and holidays to help ensure that events in Menasha are enjoyable and safe.

The group is currently down to 5 members. Hiring in 2021 was extremely difficult.

Officer Joel Nelson and Officer John Abrahamson continue to coordinate the unit.

2022 OBJECTIVES

Recruitment in law enforcement continues to be extremely challenging. Our goal is get to at least 10 members in 2021 in order to adequately staff events throughout the year. If our recruitment efforts are not successful we may consider in 2022 creating a hybrid CSO-Auxiliary type of program.

MAJOR CHANGES FROM 2021 BUDGET

None

FUNDING SOURCES	2021 FUNDING	2022 FUNDING
TAXES	$0.00	$0.00
SPECIAL ASSESSMENTS	$0.00	$0.00
INTERGOV REVENUE	$0.00	$0.00
LICENSES & PERMITS	$0.00	$0.00
FINES & FORFEITS	$0.00	$0.00
PUBLIC CHARGES	$0.00	$0.00
MISCELLANEOUS	$0.00	$0.00
TOTAL	$0.00	$0.00

ACCOUNT NUMBER	ACCOUNT DESCRIPTION	2020 ACTUAL	2021 ADJUSTED BUDGET	2021 YEAR TO DATE ACTUAL	2021 YEAR END PROJECTION	2022 ADOPTED BUDGET
General Fund						
	Auxiliary Police					
100-0804-521.10-08	Wages-Temp Help	2,041	11,000	1,647	3,750	11,000
100-0804-521.15-05	FICA	156	842	126	288	842
100-0804-521.15-08	Workers Comp	84	409	66	151	409
100-0804-521.15-09	Unemployment Comp	1,111	0	78	125	0
100-0804-521.30-15	Tools & Equipment	31	2,500	0	1,250	2,500
100-0804-521.33-02	Registrations	0	500	0	250	500
100-0804-521.34-02	Registrations	50	0	0	0	0
*	Auxiliary Police	3,473	15,251	1,917	5,814	15,251
**	General Fund	3,473	15,251	1,917	5,814	15,251

CITY OF MENASHA 2022 OPERATIONS BUDGET	FUND General Fund	BUDGET NAME Jail/Prisoner Meal Chg	PREPARED BY Tim Styka
	FUNCTION Public Safety	BUDGET NUMBER 100-0805-521	DATE 9/20/2021

RESPONSIBILITIES

This is the account that pays for the jail housing costs for offenders who have warrants issued for their arrest from the Municipal Court. Generally these warrants are issued when a person does not pay their fine for violating a municipal ordinance.

SERVICES PROVIDED

2021 ACCOMPLISHMENTS

2022 OBJECTIVES

MAJOR CHANGES FROM 2021 BUDGET

FUNDING SOURCES	2021 FUNDING	2022 FUNDING
TAXES	$0.00	$0.00
SPECIAL ASSESSMENTS	$0.00	$0.00
INTERGOV REVENUE	$0.00	$0.00
LICENSES & PERMITS	$0.00	$0.00
FINES & FORFEITS	$0.00	$0.00
PUBLIC CHARGES	$0.00	$0.00
MISCELLANEOUS	$0.00	$0.00
TOTAL	$0.00	$0.00

ACCOUNT NUMBER	ACCOUNT DESCRIPTION	2020 ACTUAL	2021 ADJUSTED BUDGET	2021 YEAR TO DATE ACTUAL	2021 YEAR END PROJECTION	2022 ADOPTED BUDGET
General Fund						
	Jail/Prisoner Meal Charge					
100-0805-521.25-01	Other Municipal Entities	2,470	9,000	3,824	6,000	7,500
*	Jail/Prisoner Meal Charge	2,470	9,000	3,824	6,000	7,500
**	General Fund	2,470	9,000	3,824	6,000	7,500

CITY OF MENASHA 2022 OPERATIONS BUDGET	FUND General Fund	BUDGET NAME Code Enforcement	PREPARED BY Sam Schroeder
	FUNCTION Public Safety	BUDGET NUMBER 100-0811-521	DATE 9/20/2021

RESPONSIBILITIES

The Code Enforcement Officer is responsible for the enforcement of City Code violations. The employee regularly inspects properties for violations that impact quality of life, health and property value issues. The employee will work closely with all departments to provide quality response and serves throughout the community.

SERVICES PROVIDED

2021 ACCOMPLISHMENTS

- Investigated hundreds of complaints followed with education, compliance inspections, and/or citations.
- In 2021, our long term Code Enforcement Specialist Joe Polzien retired. Community Development rehired the position and is still in a transition phase.
- Worked closely with Community Development, Police, Public Works, and the Health Department to ensure and support well rounded compliance of code violation.

2022 OBJECTIVES

- Assist in updating the municipal code including housing, zoning and building chapters to ensure the City adopts enforceable and well-rounded ordinances.
- Assist and market to residents available programs including the Strong Neighborhood Menasha Program, the CDBG Program and the Lead Lateral Replacement opportunities.
- Maintaining a good working environment with the residents of Menasha through assistance and education.
- Continue to assist and work closely with Menasha Police Department and the Public Works Department where and when needed.
- Continue to identify and implement efficiencies with the CES position and the Community Development Department.
- Work towards a Uniform Dwelling Certificate to support the needs of the community.
- Revisit and revise the Property Survey Program.

MAJOR CHANGES FROM 2021 BUDGET

FUNDING SOURCES	2021 FUNDING	2022 FUNDING
TAXES	$0.00	$0.00
SPECIAL ASSESSMENTS	$0.00	$0.00
INTERGOV REVENUE	$0.00	$0.00
LICENSES & PERMITS	$0.00	$0.00
FINES & FORFEITS	$0.00	$0.00
PUBLIC CHARGES	$0.00	$0.00
MISCELLANEOUS	$0.00	$0.00
TOTAL	$0.00	$0.00

POSITION TITLE	2021 # OF FTE'S	2022 # OF FTE'S
Code Enforcement Speci	1.00	1.00
TOTAL	1.00	1.00

ACCOUNT NUMBER	ACCOUNT DESCRIPTION	2020 ACTUAL	2021 ADJUSTED BUDGET	2021 YEAR TO DATE ACTUAL	2021 YEAR END PROJECTION	2022 ADOPTED BUDGET
General Fund						
	Code Enforcement					
100-0811-521.10-01	Wages	54,970	55,862	52,915	52,000	44,711
100-0811-521.10-03	Overtime/Doubletime	137	200	40	100	200
100-0811-521.15-01	Health	7,205	7,225	4,941	5,300	7,372
100-0811-521.15-02	Life	436	460	158	340	30
100-0811-521.15-03	Dental	1,238	1,238	542	910	465
100-0811-521.15-04	Retirement	3,720	3,771	2,519	2,800	2,906
100-0811-521.15-05	FICA	4,194	4,147	3,197	3,100	3,418
100-0811-521.15-07	Vision	122	114	59	100	54
100-0811-521.15-08	Workers Comp	2,080	2,151	1,346	1,600	1,614
100-0811-521.15-10	Banked Sick Leave	571	520	349	400	447
100-0811-521.15-11	HRA Funding	0	0	435	356	429
100-0811-521.19-03	Uniform/Clothing Allow	158	200	0	200	100
100-0811-521.22-01	Telephone	0	0	0	0	400
100-0811-521.29-04	Vehicle Repair	0	1,500	400	1,500	0
100-0811-521.29-05	Vehicle/Equipment Rental	7,285	8,000	6,587	8,000	8,000
100-0811-521.30-12	Computer & Technology	0	0	0	0	1,200

LEVEL	TEXT	TEXT AMT
TOTA	2022 PC REPLACEMENT	1,200
		1,200

100-0811-521.30-15	Tools & Equipment	0	1,000	353	400	1,000
100-0811-521.34-02	Registrations	116	500	105	400	500
100-0811-521.34-03	Lodging/Meals	0	1,100	75	400	600
*	Code Enforcement	82,232	87,988	74,021	77,906	73,446
**	General Fund	82,232	87,988	74,021	77,906	73,446

Mission Statement:

Neenah-Menasha Fire Rescue consists of committed professionals whose mission is to provide the highest standard of service through fire suppression, prevention, education, emergency medical response, technical rescue and community interaction to preserve the quality of life and property for all of those within the Cities of Neenah and Menasha.

Vision Statement:

Our vision at Neenah-Menasha Fire Rescue is to have a positive, motivated, educated department. We strive to meet the community demands. We will accomplish this with an organized and defined structure. We encourage change, use resources to the full extent and work closely with outside agencies.

Our department activities can be broken down into three major divisions: Operations, Training and Prevention

Operations

COVID19 – *The pandemic changed many operations during 2020. Our department scaled back the types of medical calls to focus on priority medical incidents. Preparation and decontamination after medical calls dramatically affected how our crews operated. Our focus for the entire year was to "keep our employees' healthy". Our stations and equipment were sanitized continuously throughout the day and after every call. Unfortunately, public education and fire inspections were dramatically reduced as businesses were closed, schools were closed to visitors and training was reduced to small group training to prevent large gatherings of our employees. Due to not being able to conduct many of the "normal" things we do, our crews had a renewed focus on training both for COVID response as well as firefighting skills. The 2020* numbers in the following graphs show how this affected each of these areas of operation.*

Neenah – Menasha Fire Rescue maintains and operates out of four fire stations strategically placed in Neenah and Menasha to ensure an excellent response time to all areas of the cities. Each station is staffed with full-time lifesaving crews that consist of 1 Fire Officer, 1 Driver and 1 – 2 Firefighters per fire truck. Additionally our department operates a full service water rescue service, special operations (technical rescue) service and a light/medium duty crash rescue service.

Emergency response includes many different types of calls. Below is a summary of the incidents for the past five years.

- **Medical Responses** continue to increase throughout Neenah and Menasha. As our medical response becomes increasingly important, our training level has also increased especially as we add on more advanced skills.
- **Total NOT EMS** is all the other calls we respond to such as structure fires, vehicle fires, grass fires, water/ice rescues, high angle, confined space and crash rescue. Unintentional false alarms, mutual aid, etc.

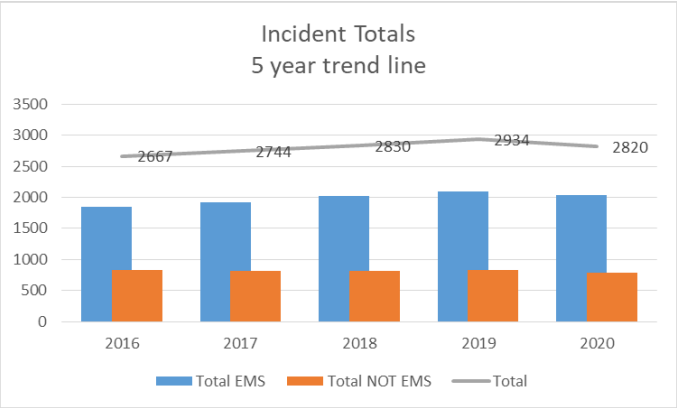

Average response time for *First* arriving fire apparatus
5 minutes, 24 seconds

In June of 2018 our automatic aid with the Appleton Fire Department was suspended due to a change made by Outagamie County. We continue to work with Appleton FD, and many of our neighbors as needed for structure fires via our Mutual Aid Box Alarm System (MABAS). MABAS is our preferred method of getting additional resources to the scene in a timely manner. ***D/C Voss***

Professional Development

"Professional Development" for many jobs you get "trained" on how to use or do a specific tool or task on your orientation, other careers that require perfection with specific equipment and decision making skills have continued education or "Professional Development".

Professional Development and Credentialing: A wide variety of people, such as teachers, military officers, health care professionals, firefighters, law enforcement officers, lawyers, accountants and engineers engage in professional development. Individuals may participate in professional development because of an interest in lifelong learning, a sense of moral obligation, to maintain and improve professional competence, to enhance career progression, to keep abreast of new technology and practices, or to comply with professional regulatory requirements. Approaches to professional development, include consultation, coaching, lesson study, mentoring, reflective supervision and technical assistance.

NMFR uses all of these professional development approaches through our Job Performance Requirements (JPR's), Task Books and Subject Matter Experts (SME). Currently, NMFR has nearly 200 JPR's which are used to train and hone firefighters skills. We use these JPR's in our Task Books which include: Probationary Firefighter, Driver/Operator, Inspector/Investigator (under development) and Fire Officer. One of my greatest challenges is the department structure 3 shifts, 4 stations and 68 personnel. NMFR has SME's in; water rescue, technical rescue, vehicle extrication, fire suppression and incident management. I use these SME's to continue to develop department personnel skills and knowledge.

NMFR and the Oshkosh Fire Department completed our first joint recruit class in the beginning of the COVID-19 pandemic. This is a great partnership between neighboring communities as it reduced the time commitment of on-duty crews working with recruit school (5 weeks).

NMFR continuously trains with neighboring fire departments and our police departments along with Gold Cross Ambulance. Training Topics have included, but not limited to:

• Structure Fire Attack	• SCUBA Dive Rescue – Open Water & Ice
• Wild Land Fire Attack	• Active Shooter
• Pump Operations – Water Movement	• Emergency Medical Training
• High Rise – Aerial Operations	• Technical Rescue – Trench, Building Collapse, High Angle
• Shore & Boat Based Open Water Rescue	• Mental Health – EAP, PTSD & Suicide

Professional Development and Credentialing, when you dial "911" it is your emergency and our citizens expect the very best are coming to help. In 2019, we trained nearly 14,000 hours, which sounds like a lot of training, but when it is YOUR EMERGENCY, you want to know the very best is coming to help!

Professional Development is not practicing until you get it right…

… It is practicing until you can't get it wrong.

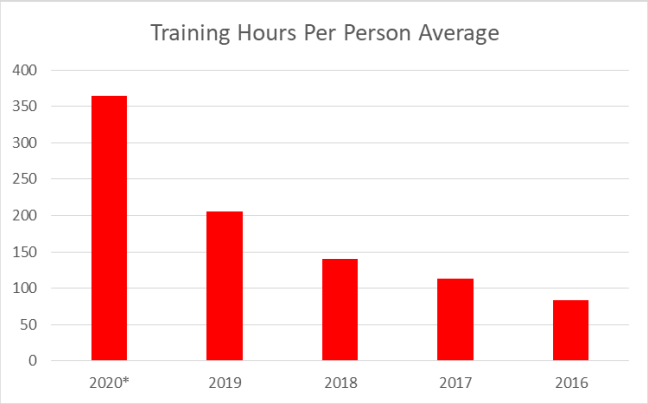

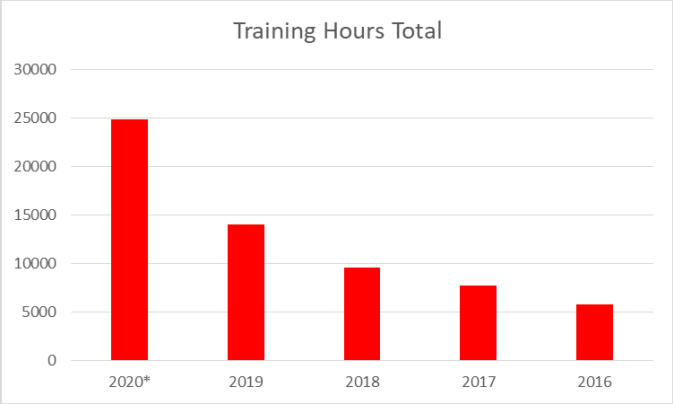

In developing our firefighters, there is a tremendous amount to do. I am very fortunate to have so many subject matter experts (SME) on the department. These SME's are great assets to our department, I am able to schedule training to be given to the rest of the department by these individuals. ***A/C Peglow***

Fire Prevention, Fire Investigations and Public Education

NMFR Fire Prevention Bureau, which includes all aspects of Fire Prevention, Fire Investigations, and Public Education. Fire prevention programs include detailed review of all new construction, remodeling of existing structures, refurbishing older facilities, and changes to any and all fire detection and suppression systems of all commercial properties and multi-family residential facilities. Neenah and Menasha continue to have significant construction projects and growth throughout the two communities. NMFR work very closely with city staff, property owners, architects, engineers, developers, and building officials to ensure that all projects are completed with fire and life safety as our number one priority.

Each year, NMFR conducts in excess of 3,000 inspections to assist property and business owners with identifying potential fire and life safety concerns. Both municipalities contracted with "The Compliance Engine" (TCE) facilitating a more efficient review, tracking, and follow-up process with properties to correct deficiencies and maintain systems. This allows NMFR to easily see if a business is in compliance for all fire detection, suppression, and notification systems throughout our jurisdiction. TCE also notifies our local business direct in an effort to help the business maintain compliance. NMFR actively continues to meet with and provide information for industrial, commercial, and residential facilities, to assist them with creating and maintaining proper fire and life safety emergency action plans.

NMFR is required, by Wisconsin State Statute, to perform fire inspections for all commercial businesses and multi-family (3 family or more) residential structures, within our jurisdiction, two times annually (with few exceptions). *This requirement is aided by the 2% dues funding from the State of Wisconsin.* **In *2021, the City of Neenah's 2% dues funding check was $100,434.46, and the City of Menasha's was $51,951.57.***

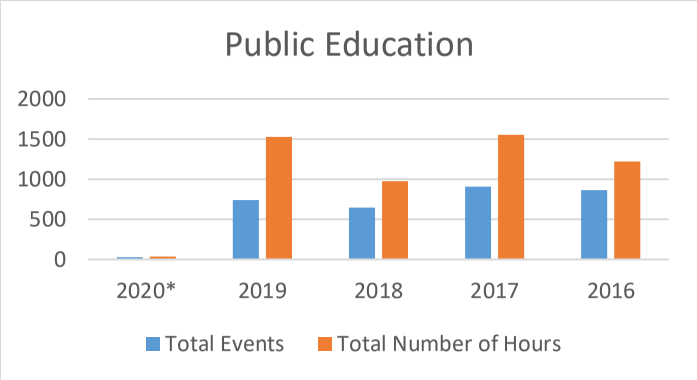

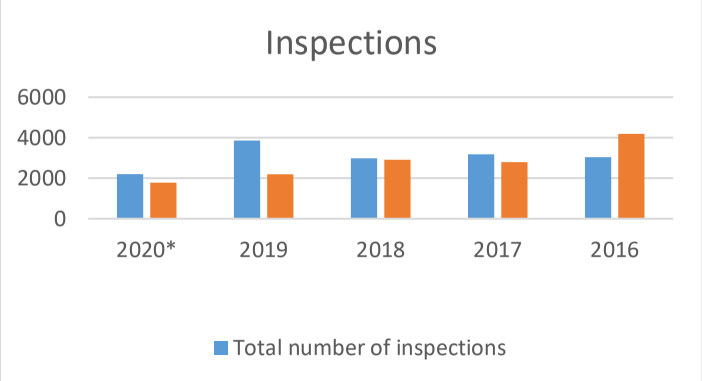

The Fire Prevention Bureau also oversees all fire investigations. Wisconsin State statute 165.55 requires that every fire shall be investigated for cause, origin and circumstances. NMFR conducts investigations of every fire that occurs within our jurisdiction. These investigations are conducted by the Shift Inspector/Investigator and/or the Assistant Chief/Fire Marshal depending on the size and complexity of the incident. NMFR works in conjunction with law enforcement when a fire is determined or suspected to be incendiary or criminal in nature. The size and complexity of the fire may require NMFR to request assistance from the Wisconsin Department of Criminal Investigations (DCI) to assist with in-depth evidence collection and sampling to be sent to the state crime lab for analysis.

NMFR remains active in our fire prevention and public safety educational programs, as well as, the juvenile fire setter intervention program. While the COVID pandemic limited in-person presentations in 2020, our Public Education Team, along with operations personnel, provided public education programs, fire/life safety presentations, and general fire safety educational information, to more than 17,400 children and adults through video, social media, and virtual meetings when in person meetings couldn't be held. The team continues to conduct fire safety programs at public and private schools in the Neenah and Menasha school districts during the fire prevention month of October. NMFR has a multi age based program for Elementary, Middle and High School students to provide age appropriate fire safety presentations. NMFR focuses on adult and elderly programs including our ongoing residential smoke detector installs in single family residential homes throughout the cities of Neenah and Menasha at no cost to the residents through donations from the American Red Cross.

Public education programs, fire prevention inspections, and fire/life safety education have proven to reduce injury and death yet is difficult when we attempt to compile a true perspective of the impact. Actual quantifiable numbers for fires prevented, and/or lives saved, by the information shared and lessons learned during our interaction with individuals cannot be measured as we cannot place a number or dollar amount on an incident that never occurs. However, we are very confident that maintaining the outstanding level of service that is provide through NMFR, certainly makes a huge difference and is without a doubt saving lives and property within the communities of Neenah and Menasha. **A/C Krueger**

2021 Accomplishments:

- Found a way to continue to meet the department's growing need for training all personnel during the pandemic.
- Held the 2nd Regional Joint Recruit Training Academy with Oshkosh and Grand Chute Fire Departments.
- Hired and trained eight new firefighters to replace the eight who retired. This is the biggest turnover we have ever had in our department.
- Continued to provide high level 24/7 response during the challenges of Covid.
- Made policy adjustments to meet the needs of the community during the pandemic.
- Successfully created a Regional Covid-19 Fire Service Mutual Aid Pact to keep service levels for the region the same during the pandemic.
- Set up a way to continue our fire prevention education within the two school districts during the pandemic.
- Continued to improve on communication with City Officials.
- Continued to improve on communication with all NMFR staff.
- Continued to improve working relationships with all City Departments.
- Goal setting with Shift Commanders and Administration Staff.
- Implementation of Quarterly Fire Officer development.
- Successfully completed the State of Wisconsin 2% Dues Audit.
- Transitioned our training records software to a new system.
- Completed the Confined Space Training tool installed at the Training Tower.
- Completed Shift Inspector Task Book.

2021 Accomplishments cont'd:

- Implemented the Compliance Engine which is a secure internet-based cloud environment in which third-party contractors that inspect, test and maintain fire protection systems, submit their reports via a web portal directly to the NMFR, facilitating a more efficient review, tracking and follow-up process with properties to correct deficiencies and maintain systems.
- Continue funding our smoke alarm program through donations from Kuehl Electric and the American Red Cross.
- Worked on updating our Strategic Plan for the next five years.
- Addition of second rescue Task Force Medic to Neenah Police Department.
- Exploring areas to work together with Oshkosh Fire Department.
- Hired a new Assistant Chief/Fire Marshal.
- Approved a study to have area fire departments look at service cooperation.
- Worked with both cities Water Departments to upgrade water flow for hydrants.
- Established a new corporate partnership during our Covid response for needed equipment saving over $600.
- Negotiated a new labor agreement with Local 275.

2021/2022 Goals:

- Prepare the department for the upcoming turnover in personnel.
- Hire a new Deputy Chief.
- Switch our records management system to a new operating system.
- Work on changing processes with the inspection bureau.
- Expand Joint Recruit Academy to include Appleton Fire Department.
- Improve the onboarding of our new firefighters, i.e. position descriptions, application process, interview scoring and how we make offers.

Major Increases/Decreases in 2022 Operating Budget Request: Listed below are major increases/decreases $1,500 and over. Increases/decreases less than $1,500 are not listed below.

Salaries (0101): Increase of $178,000 per City of Neenah Finance Department, as well as request of Career Development Specialist position.

FLSA Overtime (0106): Increase of $5,000 per City of Neenah Finance Department.

Health Insurance (0110): Increase of $7,030 per City of Neenah Finance Department.

Fringes (0111): Increase of $121,030 per City of Neenah Finance Department.

Clothing Allowance (0117): Increase of $2,720. This is set by 275's Labor Agreement and dress uniform purchase for new Deputy Chief.

License Renewal (0118): Increase of $1,980. First responder re-certification was completed in 2020. Licenses are good for three years.

Maintenance of Motor Vehicles (0213): Increase of $5,000. With the unbudgeted repairs we needed to make to E32 in 2021, we had to push back some repairs for other vehicles and will need additional money to cover these repairs.

Maint. of Software (0218): Increase of $11,100. As determined by Neenah I/S Department and to renewal for our records management software.

Electricity (0222): Increase of $3,000. Per the City of Neenah Finance Department.

Natural Gas (0223): Increase of $1,700. Per the City of Neenah Finance Department.

Professional Services (0238): Increase of $14,210. EKG's are performed every other year. They are due in 2022.

Neenah I/S Services (0255): Increase of $5,800. Per City of Neenah I/S Department.

Neenah H/R Services (0257): Increase of $5,000. Per City of Neenah Finance Department.

Neenah GIS Services (0258): Increase of $11,980. New separate budget line item, per the City of Neenah Finance Department. In previous years, this was part of the Neenah I/S Services budget.

Public Relations (0262): Increase of $2,000. We have done very little public education/relations since 2020 due to the pandemic. We will need additional funds to resume activities.

Gas & Oil (0310): Increase of $2,840. Per the City of Neenah Finance Department. We also buy fluids in bulk (i.e. oil, DEF, etc.) for a savings.

Personal Protective Equipment (0348): Decrease of $15,000. We will not have as much turnover in 2022 where replacement gear is needed. This is to continue with our replacement plan of gear, helmets, boots, etc.

Object Code No.	Description and Justification	Detail Amounts Within Object	Total of Object Code
	SUPPLEMENTARY DETAIL WORKSHEET FOR CAPITAL OUTLAY		
8108	Office Furniture & Equipment To replace old office/living furniture as necessary for the four stations.	$2,700	$2,700
8113	Communication Equipment Funds are used monthly for the cost of the air cards for the MDC's and purchase of radio headsets used in all vehicles. Total projected cost is $4,000	$4,000	$4,000
8114	Computer Software Outlay Costs associated with the purchase of anticipated new and/or additional software licenses needed. Total project cost is $1,000.	$1,000	$1,000
8115	Computer Hardware Outlay To replace computers in 2022 upon failure or based on Neenah IS's recommendation.	$2,500	$2,500
8133	All Other Equipment These funds are used to replace major equipment relating such as nozzles, adaptors, hose, ladders, large equipment. This includes water rescue and in-house EMS training. Total projected cost $23,000.	$23,000	$23,000
8149	Household Purchases This is requested by the Joint Finance & Personnel Committee to budget purchases and repairs that are needed in the future for various household items (refrigerators, stoves, chairs, washer, dryers, etc.) for all four fire stations. Increase is needed due to increased cost of replacing items. Total projected cost is $9,720.	$9,720	$9,720

Neenah-Menasha Fire Rescue
Cost Distribution Formula For Budget Year 2022
Factors as of 12/31/20

Item No.	Formula Item	Total	Proportionate Share	25% Weighted Factor	Weighted Share Neenah	Weighted Share Menasha
1.	* Population-Neenah	26,333	60.12%	0.25	0.1503	
	* Population-Menasha	17,468	39.88%	0.25		0.0997
	Population as of 1/1/20	43,801	100.00%			
2.	* Equalized Value (w/TIF)-Neenah	2,442,145,100	65.66%	0.25	0.1641	
	* Equalized Value (w/TIF)-Menasha	1,277,275,013	34.34%	0.25		0.0859
	Equalized Value as of 1/1/20	3,719,420,113	100.00%			
3.	* Service Calls-Neenah	1,724	61.20%	0.25	0.1530	
	* Service Calls-Menasha	1,093	38.80%	0.25		0.0970
	Service Calls during 2020	2,817	100.00%			
4.	* Square Miles-Neenah	9.716	55.60%	0.25	0.1391	
	* Square Miles-Menasha	7.760	44.40%	0.25		0.1109
	Square Miles as of 12/31/20	17.476	100.00%			
	Total Weighted Factors				**0.6065**	**0.3935**
	Total Proposed Cost Distribution Formula - 2020 Factor for 2022 Budget				**60.65%**	**39.35%**
	Previous Year Cost Distribution Formula				59.83%	40.17%
	Increase (decrease) from previous year				**0.82%**	**-0.82%**

a Neenah - Equalized Value

Equalized Value	2,440,145,100
Alliant Energy (from Dept. of Admin.)	2,000,000
	2,442,145,100

b Menasha - Equalized Value

Equalized Value	1,233,535,500
UW-Fox Valley (from Dept. of Admin.)	43,739,513
	1,277,275,013

c NMFR automatic aid for calls in the City of Menasha and the City of Appleton ended as of 12/31/18.

d Sq. Ft. of All Buildings has been removed as a factor effective the 2014 Factor for the 2016 Budget.

* Updated for 2020.

NEENAH MENASHA FIRE & RESCUE
Comparison of 2021 Budget & 2022 Budget

OPERATING BUDGET:	2021 Adopted Budget	City of Menasha share	2021 Estimate	City of Menasha share	2022 Department Requested Budget	City of Menasha share	2022 Change in Budget from previous year		2022 Change in Menasha's share	
Fire Operations - (2301)	$ 8,748,880		$ 8,831,890		$ 8,997,040		$ 248,160			
Regional Special Operations Response Team - (2314)	$ 30,720		$ 20,490		$ 22,970		$ (7,750)			
Joint Fire Commission - (2320)	$ 4,800		$ 8,160		$ 6,200		$ 1,400			
Special Reserves & Escrows - (2326) "wage/fringe adjustments"	$ -		$ -		$ 63,250		$ 63,250			
SUBTOTAL	$ 8,784,400	**$ 8,784,400**	$ 8,860,540	**$ 8,860,540**	$ 9,089,460	**$ 9,089,460**	$ 305,060	**3.47%**		
Adjustment	$ -		$ -		$ -		$ -			
TOTAL OPERATING BUDGET - Expenditures	**$ 8,784,400**	**$ 8,784,400**	**$ 8,860,540**	**$ 8,860,540**	**$ 9,089,460**	**$ 9,089,460**	**$ 305,060**	**3.47%**		
City of Menasha's share %	x	40.17%	x	40.17%	x	39.35%				
City of Menasha's share ONLY		**$ 3,528,693**		**$ 3,559,279**		**$ 3,576,703**			**$ 48,010**	**1.36%**
PLUS: Building Maintenance - Menasha share		$ 11,000		$ 11,000		$ 13,600			$ 2,600	
TOTAL OPERATING BUDGET - Menasha share ONLY		**$ 3,539,693**		**$ 3,570,279**		**$ 3,590,303**			**$ 50,610**	**1.43%**

CAPITAL BUDGET:	2021 Adopted Budget	City of Menasha share	2021 Estimate	City of Menasha share	2022 Department Requested Budget	City of Menasha share	
Fire Equipment Replacement Program	$ 25,000	$ 10,043	$ 25,000	$ 10,043	$ 25,000	$ 9,838	
New Fire Engine					$ 675,000	$ 265,613	
Replace Inspector Vehicles	$ 80,000	$ 32,136	$ 61,000	$ 24,504	$ -	$ -	
PPF-LED Troffer Upgrade - NM side - 100% Menasha	$ -	$ -	$ -	$ -	$ -	$ -	
Station 35 Restroom - 100% Menasha	$ 50,000	$ 50,000	$ 41,614	$ 41,614	$ -	$ -	
HVAC Digital Control Upgrade		$ -	$ -	$ -	$ 48,000	$ 48,000	
TOTAL CAPITAL BUDGET	**$ 155,000**	**$ 92,179**	**$ 127,614**	**$ 76,161**	**$ 748,000**	**$ 323,451**	**$ 231,272**

ACCOUNT NUMBER	ACCOUNT DESCRIPTION	2020 ACTUAL	2021 ADJUSTED BUDGET	2021 YEAR TO DATE ACTUAL	2021 YEAR END PROJECTION	2022 ADOPTED BUDGET
General Fund						
Fire						
100-0501-522.24-03	Buildings	11,175	11,000	11,406	11,000	13,600
100-0501-522.25-01	Other Municipal Entities	3,536,647	3,528,693	3,528,693	3,588,693	3,576,702
*	Fire	3,547,822	3,539,693	3,540,099	3,599,693	3,590,302
**	General Fund	3,547,822	3,539,693	3,540,099	3,599,693	3,590,302

CITY OF NEENAH
OPERATING BUDGET
FOR FISCAL YEAR 2022

ACCOUNT #	ACCOUNT DESCRIPTION	2020 ACTUAL	2021 BUDGET	2021 YTD (9 MONTHS)	2021 ESTIMATE	2022 DEPT REQUEST	2022 PROPOSED	BUDGET CHANGE
FIRE DEPARTMENT								
FIRE OPERATIONS (2301-712)								
0101	Salaries	5,537,234	5,516,320	4,029,338	5,505,200	5,694,320	5,622,020	
0104	Overtime Wages	176,248	160,000	200,590	215,000	160,000	157,300	
0105	Reimbursement / Overtime	(4,051)	0	(11,121)	(15,000)	0	(11,920)	
0106	FLSA Overtime Wages	59,358	50,000	42,015	55,000	55,000	55,000	
0110	Health Insurance	931,064	1,028,850	810,874	1,067,730	1,035,880	1,030,880	
0111	Fringes	1,259,596	1,227,410	916,548	1,229,320	1,348,440	1,323,730	
0115	Schools/Seminars/Training	7,713	27,000	6,159	27,000	27,000	24,700	
0116	Test/Certification for Eq	8,669	10,590	6,706	10,590	11,600	11,600	
0117	Clothing Allowance	32,417	34,000	36,808	36,810	36,720	36,720	
0118	License Renewal	912	1,020	22	30	3,000	3,000	
0125	Employee School Reimb	167	150	0	0	0	0	
0128	Empl Recognition Awards	1,555	900	400	900	710	710	
	Personal Services	**8,010,882**	**8,056,240**	**6,038,339**	**8,132,580**	**8,372,670**	**8,253,740**	**197,500**
0202	Outside Printing	118	930	0	930	930	930	
0203	Postage	447	700	372	700	740	740	
0204	Conferences & Meetings	467	2,100	1,326	2,100	2,100	2,100	
0206	Advertising & Publication	0	200	0	0	200	200	
0207	Dues & Memberships	810	1,230	1,465	1,470	1,840	1,840	
0209	Maintenance of PPE/SCBA	2,633	3,300	5,550	5,550	3,570	3,570	
0210	Maint of Computer Hardwre	259	1,450	0	0	1,210	1,210	
0211	Maint of Other Equipment	1,235	3,710	2,265	3,710	4,010	4,010	
0213	Maint of Motor Vehicles	46,381	45,000	20,609	45,000	50,000	47,300	
0214	Maint of Buildings	4,132	7,500	6,594	7,500	8,500	8,500	
0215	Maint of Radio Equipment	6,182	6,700	6,613	6,700	6,700	6,700	
0216	Maint of Operating Equip	4,310	3,200	4,176	4,180	3,200	3,200	
0218	Maint of Software	36,590	33,710	35,290	35,290	44,810	44,810	
0221	Telephone	8,781	4,200	1,967	4,200	4,200	4,200	
0222	Electricity	51,256	47,000	33,063	47,000	50,000	47,000	
0223	Natural Gas	14,694	17,000	13,739	21,000	18,700	17,000	
0224	Water & Sewer	11,085	12,000	6,472	12,000	12,600	12,600	
0226	Storm Water	2,959	3,650	2,019	3,650	3,650	3,650	
0227	Cellular Telephone	8,074	10,200	4,524	10,200	10,530	10,530	
0232	Auditing Services	2,050	2,150	2,150	2,150	2,250	2,250	
0236	Outside Services	13,517	13,000	9,014	13,000	13,450	13,450	
0237	Pest Control	33	600	69	200	600	600	
0238	Professional Services	31,296	16,700	5,102	16,700	30,910	30,910	
0241	Tree Planting & Landscape	80	1,000	332	500	1,000	1,000	
0246	Liability Insurance	34,266	36,670	37,459	37,460	38,500	38,500	
0247	Auto/Physical Damage Ins	16,360	17,340	17,123	17,130	18,200	18,200	
0250	Maint of Training Tower	837	1,650	35	1,650	1,650	1,650	
0252	Rental of Equipment	720	350	214	350	400	400	
0254	Printer / Copies	2,466	2,560	1,992	2,560	2,670	2,670	
0255	Neenah City I/S Services	131,600	122,300	91,725	122,300	128,100	128,100	
0256	Neenah City Finance Ser.	25,100	25,750	19,313	25,750	26,500	26,500	
0257	Neenah City H/R Services	56,600	60,000	45,000	60,000	65,000	65,000	
0258	GIS Services/Internal	0	0	0	0	11,980	11,980	
0262	Public Relations/Services	4,342	8,000	731	8,000	10,000	8,000	
0293	Maint of Motor Veh/Fleet	0	100	0	0	100	100	
0294	Oil and Fluids/Fleet	0	100	0	0	100	100	
0296	Maint of Equipment/Fleet	0	100	0	0	100	100	
	Contractual Services	**519,680**	**512,150**	**376,303**	**518,930**	**579,000**	**569,600**	**57,450**

CITY OF NEENAH
OPERATING BUDGET
FOR FISCAL YEAR 2022

ACCOUNT #	ACCOUNT DESCRIPTION	2020 ACTUAL	2021 BUDGET	2021 YTD (9 MONTHS)	2021 ESTIMATE	2022 DEPT REQUEST	2022 PROPOSED	BUDGET CHANGE
FIRE OPERATIONS (2301-712) cont.								
0301	Office Supplies	1,215	2,190	1,099	1,500	2,190	1,690	
0306	Cleaning/Janitor Supplies	12,059	15,450	7,632	15,450	16,690	16,690	
0308	Books and Periodicals	1,470	700	516	700	3,620	3,620	
0310	Gasoline & Oil	23,669	28,400	19,873	28,400	31,240	31,240	
0319	Safety Supplies	12,453	6,700	5,171	6,700	7,300	6,700	
0320	Small Tools	1,125	1,100	460	1,100	1,190	1,190	
0325	Consumable supplies	1,481	3,000	582	590	3,000	2,000	
0326	Photography Supplies	354	500	573	580	500	500	
0333	All Other Supplies	1,648	3,800	1,672	3,000	3,800	3,800	
0344	Small Equipment	3,756	9,800	825	9,800	10,500	9,500	
0347	Small Computer Hardware	635	620	460	600	800	800	
0348	Per Protective Equipment	54,639	65,000	34,476	65,000	50,000	50,000	
0350	Training Supplies	3,922	3,750	552	3,750	4,050	4,050	
	Supplies & Materials	**118,426**	**141,010**	**73,891**	**137,170**	**134,880**	**131,780**	**(9,230)**
	OPERATIONS	**8,648,988**	**8,709,400**	**6,488,533**	**8,788,680**	**9,086,550**	**8,955,120**	**245,720**
							Percent Budget Change	**2.82%**
CAPITAL OUTLAY (2301-712)								
8108	Office Furniture & Equip	2,466	2,500	200	2,500	2,700	2,700	
8113	Communication Equipment	3,817	3,980	2,995	3,980	4,000	4,000	
8114	Computer Software Outlay	0	1,000	3,224	3,230	1,000	1,000	
8115	Computer Hardware Outlay	883	1,000	1,920	2,500	2,500	2,500	
8133	All Other Equipment	13,027	22,000	8,659	22,000	23,000	22,000	
8149	Household Purchases	9,257	9,000	2,309	9,000	9,720	9,720	
	Capital Outlay	**29,450**	**39,480**	**19,307**	**43,210**	**42,920**	**41,920**	**2,440**
	CAPITAL OUTLAY	**29,450**	**39,480**	**19,307**	**43,210**	**42,920**	**41,920**	**2,440**
FIRE OPERATIONS/CAPITAL OUTLAY		**8,678,438**	**8,748,880**	**6,507,840**	**8,831,890**	**9,129,470**	**8,997,040**	**248,160**
							Percent Budget Change	**2.84%**
REG SPEC OPER RESP TEAM (2314-172)								
0104	Overtime Wages	0	20,000	0	10,000	35,000	35,000	
0105	Reimbursement / Overtime	0	(4,000)	0	(2,000)	(30,000)	(30,000)	
0111	Fringes	0	4,430	0	2,200	7,680	7,680	
	Personal Services	**0**	**20,430**	**0**	**10,200**	**12,680**	**12,680**	**(7,750)**
0216	Maint of Operating Equip	813	900	715	900	900	900	
	Contractual Services	**813**	**900**	**715**	**900**	**900**	**900**	**0**
0320	Small Tools	310	500	0	500	500	500	
0348	Per Protective Equipment	6,673	6,990	0	6,990	6,990	6,990	
0350	Training Supplies	571	500	0	500	500	500	
	Supplies & Materials	**7,554**	**7,990**	**0**	**7,990**	**7,990**	**7,990**	**0**
8133	All Other Equipment	1,300	1,400	97	1,400	1,400	1,400	
	Capital Outlay	**1,300**	**1,400**	**97**	**1,400**	**1,400**	**1,400**	**0**
	REG SPEC OPER RESP TEAM	**9,667**	**30,720**	**812**	**20,490**	**22,970**	**22,970**	**(7,750)**
							Percent Budget Change	**-25.23%**

CITY OF NEENAH
OPERATING BUDGET
FOR FISCAL YEAR 2022

ACCOUNT #	ACCOUNT DESCRIPTION	2020 ACTUAL	2021 BUDGET	2021 YTD (9 MONTHS)	2021 ESTIMATE	2022 DEPT REQUEST	2022 PROPOSED	BUDGET CHANGE
JOINT FIRE COMMISSION (2320-712)								
0206	Advertising & Publication	0	1,800	0	0	500	500	
0236	Outside Services	3,075	2,500	7,452	7,460	4,500	4,500	
0261	Misc Expenditures	581	500	25	700	1,200	1,200	
	Contractual Services	**3,656**	**4,800**	**7,477**	**8,160**	**6,200**	**6,200**	**1,400**
	JOINT FIRE COMMISSION	**3,656**	**4,800**	**7,477**	**8,160**	**6,200**	**6,200**	**1,400**
							Percent Budget Change	**29.17%**
SPECIAL RESERVES & ESCROW (2326-712)								
0101	Salaries	0	0	0	0	11,040	11,040	
0110	Health Insurance	0	0	0	0	50,000	50,000	
0111	Fringes	0	0	0	0	2,210	2,210	
	SPECIAL RESERVES & ESCROW	**0**	**0**	**0**	**0**	**63,250**	**63,250**	**63,250**
FIRE DEPARTMENT		**8,691,761**	**8,784,400**	**6,516,129**	**8,860,540**	**9,221,890**	**9,089,460**	**305,060**
							Percent Budget Change	**3.47%**
REVENUES								
	Boat Launch Fee	0	2,400	0	0	0	0	
	Interest on Investments	7,443	20,000	567	1,000	10,000	10,000	
	P-Card Rebate	5,867	4,000	2,526	6,000	6,500	6,500	
	Sale of Equipment	100	2,000	122	130	2,000	15,900	
	Consumable Supplies	0	500	0	0	500	500	
	Revenues	13,410	28,900	3,215	7,130	19,000	32,900	**4,000**
							Percent Budget Change	**13.84%**
NET FIRE DEPARTMENT		**8,678,351**	**8,755,500**	**6,512,914**	**8,853,410**	**9,202,890**	**9,056,560**	**301,060**
								3.44%

ACCOUNT NUMBER	ACCOUNT DESCRIPTION	2020 ACTUAL	2021 ADJUSTED BUDGET	2021 YEAR TO DATE ACTUAL	2021 YEAR END PROJECTION	2022 ADOPTED BUDGET
General Fund						
	Emeregency Government					
100-0502-522.22-01	Telephone	174	200	173	175	200
100-0502-522.24-01	Office Equipment	0	100	0	0	100
100-0502-522.30-10	Office	0	100	0	0	100
100-0502-522.30-18	Department	0	100	0	0	100
*	Emeregency Government	174	500	173	175	500
**	General Fund	174	500	173	175	500

THIS PAGE IS INTENTIONALLY LEFT BLANK

CITY OF MENASHA 2022 OPERATIONS BUDGET	FUND General Fund	BUDGET NAME Inspector	PREPARED BY Sam Schroeder
	FUNCTION General Government	BUDGET NUMBER 100-0301-523	DATE 9/20/2021

RESPONSIBILITIES

The City residential building inspector/housing specialist is a dual position that combines functions of a residential building plan review and inspection services and the in-house operation of the communities housing programs. This position provides increased consistency and enhanced customer service. Commercial plan review and inspection will continue to be a contracted service.

SERVICES PROVIDED

Currently the City of Menasha is fortunate having only one full time residential building inspector that is certified in all residential areas including building, HVAC, electrical, and plumbing. In addition to having certificates in housing quality standards whereas this inspector is able to certify Community Development Block Grant (CDBG) loans in-house.

2021 ACCOMPLISHMENTS

- Work closely with the Commercial Building Inspector to implement full rounded services for the community
- Worked closely with the Health Sanitation and Code Enforcement to follow through with housing issues within the Community.
- The City Building Inspector successfully passed and received her Commercial Building Certificate. Due to work load, commercial building is still a contracted services but still support the community by having a well-rounded individual in house that can support and provide communication to our contractors and residents.
- To date (9/27/21), the City has approved 22 new Single Family/Two Family homes and has issued more than 700 permits in 2021 including remodels and commercial developments. This is on track to far exceed 2020 permit numbers.

2022 OBJECTIVES

- Implement and assist in the administration of the Strong Neighborhood Menasha Housing Program
- Continue to support and review new housing permits including the three new subdivisions in the city of Menasha opening up an additional 140+ new lots.
- Continue to update the Housing Code and Building Codes as needed.
- Continue to work to fill the Commercial Inspection gap to allow Menasha to provide the best possible services.

MAJOR CHANGES FROM 2021 BUDGET

FUNDING SOURCES	2021 FUNDING	2022 FUNDING
TAXES	$0.00	$0.00
SPECIAL ASSESSMENTS	$0.00	$0.00
INTERGOV REVENUE	$0.00	$0.00
LICENSES & PERMITS	$0.00	$0.00
FINES & FORFEITS	$0.00	$0.00
PUBLIC CHARGES	$0.00	$0.00
MISCELLANEOUS	$0.00	$0.00
TOTAL	$0.00	$0.00

POSITION TITLE	2021 # OF FTE'S	2022 # OF FTE'S
Building Inspecor/Housing	1.00	1.00
TOTAL	1.00	1.00

ACCOUNT NUMBER	ACCOUNT DESCRIPTION	2020 ACTUAL	2021 ADJUSTED BUDGET	2021 YEAR TO DATE ACTUAL	2021 YEAR END PROJECTION	2022 ADOPTED BUDGET
General Fund						
Inspector						
100-0301-523.10-02	Salaries	61,318	62,312	62,408	62,312	66,585
100-0301-523.15-01	Health	22,640	22,653	21,430	22,653	23,981
100-0301-523.15-02	Life	102	108	107	108	111
100-0301-523.15-03	Dental	1,238	1,238	1,238	1,238	1,238
100-0301-523.15-04	Retirement	4,139	4,206	4,214	4,206	4,263
100-0301-523.15-05	FICA	4,274	4,545	4,373	4,545	4,692
100-0301-523.15-07	Vision	160	151	143	151	143
100-0301-523.15-08	Workers Comp	2,316	2,399	2,251	2,399	2,298
100-0301-523.15-10	Banked Sick Leave	637	620	620	620	633
100-0301-523.15-11	HRA Funding	0	0	1,706	1,742	1,993
100-0301-523.19-03	Uniform/Clothing Allow	100	100	76	100	100
100-0301-523.21-06	Management	52,316	55,000	41,985	82,430	55,000

LEVEL	TEXT	TEXT AMT
TOTA	CONTRACTED COMM. BLD SERVICES - 85% OF PERMIT FEES	52,000
	ANNUAL LIQUOR INSPECTIONS	3,000
		55,000

100-0301-523.22-01	Telephone	530	500	425	500	500
100-0301-523.29-05	Vehicle/Equipment Rental	6,630	7,000	6,153	7,000	7,000
100-0301-523.29-07	Inhouse Info Tech Service	10,651	10,870	10,847	10,870	11,128
100-0301-523.30-12	Computer & Technology	0	800	900	900	0
100-0301-523.30-18	Department	1,182	1,500	1,690	1,500	1,500
100-0301-523.32-01	Dues/Memberships/Licenses	266	700	468	700	700
100-0301-523.32-02	Periodicals/Subscriptions	0	50	0	50	50
100-0301-523.34-02	Registrations	345	1,500	480	1,000	1,500
*	Inspector	168,844	176,252	161,514	205,024	183,415
**	General Fund	168,844	176,252	161,514	205,024	183,415

CITY OF MENASHA 2022 OPERATIONS BUDGET	FUND General Fund	BUDGET NAME Sealer of Wghts & Meas	PREPARED BY Kristine Hutter
	FUNCTION Public Safety	BUDGET NUMBER 100-0902-524	DATE 9/20/2021

RESPONSIBILITIES

This program monitors the accuracy of gas pumps, scanners, scales, measuring and timing devices (such as laundromat clothes dryers), and other measuring devices used by various business establishments in Menasha.

SERVICES PROVIDED

The Sealer of Weights and Measures is required by State Statute for municipalities with populations over 5,000 and performs duties as outlined by State Statute.

- Wisconsin Statute Chapter 93 - Department of Agriculture, Trade and Consumer Protection
- Wisconsin Statute Chapter 98 - Weights and Measures
- Wisconsin Statute Chapter 100 - Marketing; Trade Practices

Services include:

- Participating in State surveys, and investigations related to consumer protection issues (e.g. credit card skimmers).
- Inspecting all business devices for consumer protection (e.g. gas pumps, price scanners, scales, and package weights).
- Responding to consumer complaints.

2021 ACCOMPLISHMENTS

- An estimated 600 devices inspected.
- Complaints investigated for compliance with allowed tolerances per Wisconsin State Statutes.
- Enforced City of Menasha Ordinance and Wisconsin State Statutes in cases of non-compliance to applicable consumer protection laws.
- Attended annual statewide conference and required trainings.

2022 OBJECTIVES

- Inspect all devices present within the City of Menasha.
- Ensure compliance to applicable Weights and Measures laws.
- Ensure residents of the City of Menasha are receiving the goods and services they are purchasing in the quantities and rates offered.
- Respond to consumer complaints.
- Attend annual conference and required DATCP trainings.

MAJOR CHANGES FROM 2021 BUDGET

None

FUNDING SOURCES	2021 FUNDING	2022 FUNDING
TAXES	$0.00	$0.00
SPECIAL ASSESSMENTS	$0.00	$0.00
INTERGOV REVENUE	$0.00	$0.00
LICENSES & PERMITS	$0.00	$0.00
FINES & FORFEITS	$0.00	$0.00
PUBLIC CHARGES	$0.00	$0.00
MISCELLANEOUS	$0.00	$0.00
TOTAL	$0.00	$0.00

POSITION TITLE	2021 # OF FTE'S	2022 # OF FTE'S
Registered Sanitarian/Sea	0.20	0.20
TOTAL	0.20	0.20

ACCOUNT NUMBER	ACCOUNT DESCRIPTION	2020 ACTUAL	2021 ADJUSTED BUDGET	2021 YEAR TO DATE ACTUAL	2021 YEAR END PROJECTION	2022 ADOPTED BUDGET
General Fund						
	Sealer Weights & Measures					
100-0902-524.10-01	Wages	6,585	15,947	11,554	15,947	16,159
100-0902-524.10-03	Overtime/Doubletime	47	0	0	0	0
100-0902-524.15-01	Health	1,143	2,695	1,707	2,695	2,738
100-0902-524.15-02	Life	14	48	35	48	53
100-0902-524.15-03	Dental	93	248	177	248	248
100-0902-524.15-04	Retirement	445	1,076	779	1,076	1,051
100-0902-524.15-05	FICA	487	1,164	851	1,164	1,210
100-0902-524.15-07	Vision	10	23	15	23	22
100-0902-524.15-08	Workers Comp	248	614	416	614	583
100-0902-524.15-10	Banked Sick Leave	72	159	115	159	161
100-0902-524.15-11	HRA Funding	0	0	127	118	158
100-0902-524.24-04	Specialized Equipment	0	500	305	300	500
100-0902-524.29-05	Vehicle/Equipment Rental	1,815	2,600	1,848	2,600	2,200
100-0902-524.29-07	Inhouse Info Tech Service	1,526	1,623	1,620	1,623	1,672
100-0902-524.30-10	Office	0	25	0	25	25
100-0902-524.30-11	Postage	5	75	18	50	50
100-0902-524.30-18	Department	3	100	0	100	100
100-0902-524.33-02	Registrations	0	150	0	150	150
100-0902-524.33-03	Lodging/Meals	0	114	0	114	114
100-0902-524.33-04	Other Expenses	0	25	0	25	25
*	Sealer Weights & Measures	12,493	27,186	19,567	27,079	27,219
**	General Fund	12,493	27,186	19,567	27,079	27,219

THIS PAGE IS INTENTIONALLY LEFT BLANK

PUBLIC WORKS

THIS PAGE IS INTENTIONALLY LEFT BLANK

CITY OF MENASHA 2022 OPERATIONS BUDGET	FUND General Fund	BUDGET NAME Engineering	PREPARED BY Laura Jungwirth Corey Gordon
	FUNCTION Public Works	BUDGET NUMBER 100-1002-541	DATE 9/20/2021

RESPONSIBILITIES

The Engineering Department is responsible for the management of public works improvement projects within the City, including streets, bridges, sewers, buildings, et. al. Staff duties include responsibility for planning, design work, surveying, drafting, mapping, construction administration, traffic analysis, grant procurement, utility coordination, record keeping and response to citizens' requests and questions.

SERVICES PROVIDED

2021 ACCOMPLISHMENTS

Provided design, surveying, staking and inspection for all Public Works construction projects which included the paving of Southfield Drive, Nicolet Boulevard, Eighth Street, Milwaukee Street, Martin Street, Lisbon Avenue, Jefferson Street, Georgetown Place, Fountain Way, Kelsey Brook Court, Clover Court, Whisper Falls Lane, Whisper Falls Court, Grassymeadow Lane, Brie Court, Canvasback Drive, Cygnet Court, and Snow Goose Lane. Continued management of sanitary sewer industrial monitoring program. Administered storm water regulation program, including erosion and sediment control, illicit discharge and construction management. Provided in house traffic engineering services. Update 5-year Capital Improvement Program as it relates to future infrastructure needs.

2022 OBJECTIVES

Continue with sanitary sewer I/I removal program and with implementation of the Stormwater Management Action Plan. Perform all tasks for implementing 2022 capital projects. Continue work with lean processes to improve efficiency of the department.

MAJOR CHANGES FROM 2021 BUDGET

No significant changes.

FUNDING SOURCES	2021 FUNDING	2022 FUNDING
TAXES	$0.00	$0.00
SPECIAL ASSESSMENTS	$0.00	$0.00
INTERGOV REVENUE	$0.00	$0.00
LICENSES & PERMITS	$0.00	$0.00
FINES & FORFEITS	$0.00	$0.00
PUBLIC CHARGES	$0.00	$0.00
MISCELLANEOUS	$0.00	$0.00
TOTAL	$0.00	$0.00

POSITION TITLE	2021 # OF FTE'S	2022 # OF FTE'S
Director of Public Works	0.30	0.30
Deputy Director of Engine	0.15	0.15
Engineering Tech III	0.45	0.45
Engineering Tech II	0.20	0.20
Public Works Admin. Asst	0.25	0.25
TOTAL	1.35	1.35

ACCOUNT NUMBER	ACCOUNT DESCRIPTION	2020 ACTUAL	2021 ADJUSTED BUDGET	2021 YEAR TO DATE ACTUAL	2021 YEAR END PROJECTION	2022 ADOPTED BUDGET
General Fund						
Engineering						
100-1002-541.10-01	Wages	50,612	55,009	49,173	47,341	51,557
100-1002-541.10-02	Salaries	36,955	41,978	54,445	53,055	43,611
100-1002-541.10-03	Overtime/Doubletime	512	1,500	1,055	1,000	1,500
100-1002-541.15-01	Health	19,696	22,248	12,461	11,413	14,333
100-1002-541.15-02	Life	192	208	172	167	139
100-1002-541.15-03	Dental	1,355	1,478	937	779	914
100-1002-541.15-04	Retirement	5,878	6,648	6,196	6,464	6,525
100-1002-541.15-05	FICA	6,499	7,252	6,972	7,326	7,395
100-1002-541.15-07	Vision	150	162	96	88	99
100-1002-541.15-08	Workers Comp	2,969	2,295	3,021	3,285	3,091
100-1002-541.15-10	Banked Sick Leave	900	961	734	958	640
100-1002-541.15-11	HRA Funding	0	0	992	1,070	1,151
100-1002-541.19-03	Uniform/Clothing Allow	34	225	56	225	225
100-1002-541.21-02	Engineering	50	0	0	0	0
100-1002-541.22-01	Telephone	2,364	2,500	1,961	1,707	2,500
100-1002-541.29-05	Vehicle/Equipment Rental	19,945	19,000	14,196	14,800	19,000
100-1002-541.29-07	Inhouse Technology Svcs	16,133	16,190	16,155	16,190	17,435
100-1002-541.30-10	Office	327	500	643	500	500
100-1002-541.30-11	Postage	56	200	65	75	200
100-1002-541.30-12	Computer & Technology	0	2,700	2,347	2,347	900

LEVEL	TEXT	TEXT AMT
TOTA	ENGINEERING PC REPLACEMENT-75%	900
		900

100-1002-541.30-15	Tools & Equipment	1,200	3,000	3,049	3,049	3,000
100-1002-541.30-18	Department	397	2,250	1,620	1,706	2,250
100-1002-541.32-01	Dues/Memberships/Licenses	0	100	0	0	100
100-1002-541.34-02	Registrations	0	1,500	150	0	1,500
100-1002-541.34-03	Lodging/Meals	0	250	244	0	250
*	Engineering	166,224	188,154	176,740	173,545	178,815
**	General Fund	166,224	188,154	176,740	173,545	178,815

CITY OF MENASHA 2022 OPERATIONS BUDGET	FUND General Fund	BUDGET NAME Street Construction	PREPARED BY Laura Jungwirth Corey Gordon
	FUNCTION Public Works	BUDGET NUMBER 100-1003-541	DATE 9/20/2021

RESPONSIBILITIES

This budget accounts for the maintenance and reconstruction of streets and roads within the City. Preventive maintenance through timely pavement repair, crack filling, etc., is key for containment of future costs in this account. Prudent scheduling of needed street improvements is essential for controlling future budgets.

SERVICES PROVIDED

2021 ACCOMPLISHMENTS

Through public bid, the following streets were improved: Southfield Drive, Nicolet Boulevard, Eighth Street, Milwaukee Street, Martin Street, Lisbon Avenue, Jefferson Street, Georgetown Place, Fountain Way, Kelsey Brook Court, Clover Court, Whisper Falls Lane, Whisper Falls Court, Grassymeadow Lane, Brie Court, Canvasback Drive, Cygnet Court, and Snow Goose Lane.

2022 OBJECTIVES

Implement the street projects included in the Capital Improvement Program. Continue the preventive maintenance efforts with increased street repairs and pavement crack sealing operations to extend street life.

MAJOR CHANGES FROM 2021 BUDGET

No significant changes.

FUNDING SOURCES	2021 FUNDING	2022 FUNDING
TAXES	$0.00	$0.00
SPECIAL ASSESSMENTS	$0.00	$0.00
INTERGOV REVENUE	$0.00	$0.00
LICENSES & PERMITS	$0.00	$0.00
FINES & FORFEITS	$0.00	$0.00
PUBLIC CHARGES	$0.00	$0.00
MISCELLANEOUS	$0.00	$0.00
TOTAL	$0.00	$0.00

POSITION TITLE	2021 # OF FTE'S	2022 # OF FTE'S
Director of Public Works	0.15	0.15
Deputy Director of Engine	0.15	0.15
Deputy Dir of Municipal O	0.04	0.04
Public Works Admin. Asst	0.20	0.20
Engineering Tech II	0.00	0.15
Engineering Tech III	0.50	0.35
Light Equipment Operator	0.55	0.55
Common Laborer	0.95	0.50
Truck Driver	0.70	1.10
Public Works Superintend	0.08	0.08
Summer Help	0.10	0.00
TOTAL	3.42	3.27

ACCOUNT NUMBER	ACCOUNT DESCRIPTION	2020 ACTUAL	2021 ADJUSTED BUDGET	2021 YEAR TO DATE ACTUAL	2021 YEAR END PROJECTION	2022 ADOPTED BUDGET
General Fund						
Street Construction						
100-1003-541.10-01	Wages	94,898	163,889	105,916	131,000	160,537
100-1003-541.10-02	Salaries	35,964	36,600	43,013	42,001	38,415
100-1003-541.10-03	Overtime/Doubletime	835	1,200	979	1,000	1,500
100-1003-541.10-08	Wages-Temp Help	319	2,369	807	1,143	0
100-1003-541.15-01	Health	29,167	35,991	22,597	29,806	32,790
100-1003-541.15-02	Life	189	277	196	202	241
100-1003-541.15-03	Dental	1,970	2,408	1,845	1,723	2,686
100-1003-541.15-04	Retirement	8,870	13,614	9,693	8,754	13,531
100-1003-541.15-05	FICA	9,727	15,120	10,786	9,860	15,335
100-1003-541.15-07	Vision	239	266	208	209	289
100-1003-541.15-08	Workers Comp	4,665	6,982	4,944	4,514	6,908
100-1003-541.15-10	Banked Sick Leave	1,252	1,734	1,261	1,113	1,821
100-1003-541.15-11	HRA Funding	0	0	1,770	1,632	2,327
100-1003-541.19-03	Uniform/Clothing Allow	424	645	714	300	645
100-1003-541.20-10	Pavement Maintenance	75,272	78,000	75,034	78,000	78,000

LEVEL	TEXT	TEXT AMT
TOTA	CRACK SEAL/CHIP SEAL	75,000
	MILLING/PULVERIZING	3,000
		78,000

100-1003-541.21-02	Engineering	887	0	0	0	0
100-1003-541.24-05	Small Projects	87	20,000	0	20,000	20,000
100-1003-541.29-05	Vehicle/Equipment Rental	70,358	80,000	60,219	64,000	75,000
100-1003-541.29-07	Inhouse Technology Svcs	3,673	3,844	3,836	3,836	4,049
100-1003-541.30-15	Tools & Equipment	3,769	5,000	15,838	18,500	7,500

LEVEL	TEXT	TEXT AMT
TOTA	MISC. TOOLS	3,000
	SAW BLADES	2,000
	EQUIPMENT TRAILER	2,500
		7,500

100-1003-541.30-18	Department	50,768	87,500	24,826	35,878	85,000

LEVEL	TEXT	TEXT AMT
TOTA	CONCRETE, ASPHALT, STONE, ETC.	32,500
	LEAD SERVICE REPAIRS	20,000
	CRUSHER RENTAL	27,500
	MISC. - TOPSOIL/SEED, ETC.	5,000
		85,000

100-1003-541.32-01	Dues/Memberships/Licenses	144	0	0	0	0
100-1003-541.34-02	Registrations	0	500	0	0	500
100-1003-541.80-05	Other Equipment	0	2,500	2,500	2,500	0

ACCOUNT NUMBER	ACCOUNT DESCRIPTION	2020 ACTUAL	2021 ADJUSTED BUDGET	2021 YEAR TO DATE ACTUAL	2021 YEAR END PROJECTION	2022 ADOPTED BUDGET
100-1003-541.82-02	Construction	230,337	174,151	92,519	175,368	0
*	Street Construction	623,814	732,590	479,501	631,339	547,074
**	General Fund	623,814	732,590	479,501	631,339	547,074

ACCOUNT NUMBER	ACCOUNT DESCRIPTION	2020 ACTUAL	2021 ADJUSTED BUDGET	2021 YEAR TO DATE ACTUAL	2021 YEAR END PROJECTION	2022 ADOPTED BUDGET
General Fund						
	Street Excavation					
100-1004-541.10-01	Wages	34,946	0	30,515	21,000	0
100-1004-541.10-03	Overtime/Doubletime	122	0	32	200	0
100-1004-541.15-01	Health	6,942	0	5,333	4,778	0
100-1004-541.15-02	Life	34	0	37	32	0
100-1004-541.15-03	Dental	584	0	501	276	0
100-1004-541.15-04	Retirement	2,382	0	2,075	1,403	0
100-1004-541.15-05	FICA	2,597	0	2,271	1,581	0
100-1004-541.15-07	Vision	66	0	54	33	0
100-1004-541.15-08	Workers Comp	1,332	0	1,108	724	0
100-1004-541.15-10	Banked Sick Leave	335	0	283	178	0
100-1004-541.15-11	HRA Funding	0	0	403	0	0
100-1004-541.29-05	Vehicle/Equipment Rental	27,037	0	34,838	23,476	0
100-1004-541.30-18	Department	44,852	0	43,038	30,322	0
*	Street Excavation	121,229	0	120,488	84,003	0
**	General Fund	121,229	0	120,488	84,003	0

CITY OF MENASHA 2022 OPERATIONS BUDGET	FUND General Fund	BUDGET NAME Snow & Ice Removal	PREPARED BY Laura Jungwirth Thad Brown
	FUNCTION Public Works	BUDGET NUMBER 100-1006-541	DATE 9/20/2021

RESPONSIBILITIES

This account represents the total cost of snow removal and ice control on City streets and parking lots. Costs include labor, equipment operation and materials, such as salt and chips. The average seasonal snowfall for our area is 45 inches. Service responsibilities are to maintain streets and sidewalks in good traveling condition, according to established policy.

SERVICES PROVIDED

2021 ACCOMPLISHMENTS

The 2020 - 2021 season experienced approximately 31.4" of snow while using just over 730 tons of salt.

2022 OBJECTIVES

Continue providing quality snow and ice control and removal services, including anti-icing operations which will prevent the formation of ice on streets. Continue to better utilize our inventory of road salt by reviewing environmentally friendly alternatives, and improving practices for reducing salt usage.

MAJOR CHANGES FROM 2021 BUDGET

No significant changes.

FUNDING SOURCES	2021 FUNDING	2022 FUNDING
TAXES	$0.00	$0.00
SPECIAL ASSESSMENTS	$0.00	$0.00
INTERGOV REVENUE	$0.00	$0.00
LICENSES & PERMITS	$0.00	$0.00
FINES & FORFEITS	$0.00	$0.00
PUBLIC CHARGES	$0.00	$0.00
MISCELLANEOUS	$0.00	$0.00
TOTAL	$0.00	$0.00

POSITION TITLE	2021 # OF FTE'S	2022 # OF FTE'S
Deputy Dir of Municipal O	0.01	0.01
Public Works Superintend	0.08	0.08
Heavy Equipment Operat	0.70	0.70
Light Equipment Operator	0.30	0.30
TOTAL	1.09	1.09

ACCOUNT NUMBER	ACCOUNT DESCRIPTION	2020 ACTUAL	2021 ADJUSTED BUDGET	2021 YEAR TO DATE ACTUAL	2021 YEAR END PROJECTION	2022 ADOPTED BUDGET
General Fund						
Snow & Ice Removal						
100-1006-541.10-01	Wages	47,854	60,306	74,840	73,026	61,335
100-1006-541.10-02	Salaries	6,398	6,345	6,438	6,477	6,925
100-1006-541.10-03	Overtime/Doubletime	24,531	24,000	34,356	24,830	24,000
100-1006-541.10-08	Wages-Temp Help	180	0	0	0	0
100-1006-541.15-01	Health	15,735	21,880	20,806	24,400	23,526
100-1006-541.15-02	Life	112	118	85	115	118
100-1006-541.15-03	Dental	963	1,284	1,653	1,821	1,284
100-1006-541.15-04	Retirement	5,437	5,909	7,350	6,642	6,228
100-1006-541.15-05	FICA	5,994	6,657	8,093	7,322	7,058
100-1006-541.15-07	Vision	132	156	167	230	149
100-1006-541.15-08	Workers Comp	2,927	3,367	3,806	3,449	2,465
100-1006-541.15-10	Banked Sick Leave	547	647	711	653	679
100-1006-541.15-11	HRA Funding	0	0	2,091	2,752	2,235
100-1006-541.19-03	Uniform/Clothing Allow	280	410	275	410	410
100-1006-541.29-05	Vehicle/Equipment Rental	111,652	135,000	126,428	127,131	135,000
100-1006-541.29-07	Inhouse Technology Svcs	3,933	4,257	4,249	4,257	4,379
100-1006-541.30-11	Postage	110	100	113	100	100
100-1006-541.30-15	Tools & Equipment	15,950	20,000	17,582	20,000	20,000

LEVEL	TEXT	TEXT AMT
TOTA	PLOW BLADE INVENTORY	18,000
	BROOM INVENTORY	2,000
		20,000

100-1006-541.30-18	Department	81,456	78,100	45,726	89,965	80,410

LEVEL	TEXT	TEXT AMT
TOTA	1000 TONS SEASON	79,410
	ABRASIVES, MISC. SUPPLIES	1,000
		80,410

*	Snow & Ice Removal	324,191	368,536	354,769	393,580	376,301
**	General Fund	324,191	368,536	354,769	393,580	376,301

CITY OF MENASHA 2022 OPERATIONS BUDGET	FUND General Fund	BUDGET NAME Street Signs/Markings	PREPARED BY Laura Jungwirth Thad Brown
	FUNCTION Public Works	BUDGET NUMBER 100-1008-541	DATE 9/20/2021

RESPONSIBILITIES

This account includes all costs for signing and marking of streets, traffic signal installation and maintenance. Major expenditures include street painting, signs and sign materials, repair of traffic signals, installation of new signals, and electricity.

SERVICES PROVIDED

2021 ACCOMPLISHMENTS

HAWK Pedestrian Crossing System installation on Midway Road at Maplewood Middle School. Painted parking stalls at the new Public Works Facility. Pedestrian crosswalks and road centerlines painted throughout the city.

Completed portion of sign inventory and replaced old signage to ensure the city signs meet minimum reflectivity standards.

2022 OBJECTIVES

Continue to complete sign inventory and replace old signage to ensure the city signs meet minimum reflectivity standards.

Complete traffic signal upgrades study for River Street and Washington Street under SISP Grant.

Install Audible Pedestrian Systems (APS) at the pedestrian crossings on Third Street and DePere Street and at Main Street and Tayco Street.

MAJOR CHANGES FROM 2021 BUDGET

No significant changes.

FUNDING SOURCES	2021 FUNDING	2022 FUNDING
TAXES	$0.00	$0.00
SPECIAL ASSESSMENTS	$0.00	$0.00
INTERGOV REVENUE	$0.00	$0.00
LICENSES & PERMITS	$0.00	$0.00
FINES & FORFEITS	$0.00	$0.00
PUBLIC CHARGES	$0.00	$0.00
MISCELLANEOUS	$0.00	$0.00
TOTAL	$0.00	$0.00

POSITION TITLE	2021 # OF FTE'S	2022 # OF FTE'S
Deputy Dir of Municipal O	0.01	0.01
Public Works Superintend	0.04	0.04
Facilities Technician/Elect	0.10	0.10
Traffic Technician	0.97	0.97
Light Equipment Operator	0.30	0.30
Summer Help	0.23	0.23
TOTAL	1.65	1.65

ACCOUNT NUMBER	ACCOUNT DESCRIPTION	2020 ACTUAL	2021 ADJUSTED BUDGET	2021 YEAR TO DATE ACTUAL	2021 YEAR END PROJECTION	2022 ADOPTED BUDGET
General Fund						
Street Signs-Markings						
100-1008-541.10-01	Wages	110,575	82,628	79,310	63,279	84,039
100-1008-541.10-02	Salaries	3,941	3,906	3,956	3,489	4,238
100-1008-541.10-03	Overtime/Doubletime	512	0	1,057	800	500
100-1008-541.10-08	Wages-Temp Help	2,850	5,520	4,675	5,120	7,038
100-1008-541.15-01	Health	39,628	31,031	25,336	25,747	29,881
100-1008-541.15-02	Life	194	201	206	204	222
100-1008-541.15-03	Dental	2,302	1,721	1,576	1,331	1,721
100-1008-541.15-04	Retirement	7,805	5,909	5,711	5,000	5,992
100-1008-541.15-05	FICA	8,555	6,580	6,486	5,319	7,329
100-1008-541.15-07	Vision	280	206	169	175	185
100-1008-541.15-08	Workers Comp	4,453	3,544	3,184	2,615	3,442
100-1008-541.15-10	Banked Sick Leave	983	855	822	660	878
100-1008-541.15-11	HRA Funding	0	0	2,097	1,950	2,341
100-1008-541.19-03	Uniform/Clothing Allow	432	410	368	310	410
100-1008-541.20-10	Pavement Maintenance	4,563	8,000	2,742	8,000	8,000

LEVEL	TEXT	TEXT AMT
TOTA	TRAFFIC LINES PAINTING	8,000
		8,000

100-1008-541.21-02	Engineering	1,995	20,000	0	0	20,000

LEVEL	TEXT	TEXT AMT
TOTA	TRAFFIC SIGNAL UPGRADES WASHINGTON & RIVER (STUDY)	20,000
	EXPECT TO RECEIVE $18,000 GRANT	
		20,000

100-1008-541.22-01	Telephone	67	120	113	107	120
100-1008-541.22-03	Electricity	5,501	0	5,612	4,695	5,600
100-1008-541.22-04	Heat	89	0	0	0	0
100-1008-541.22-05	Water/Sewer	237	0	161	141	165
100-1008-541.24-03	Buildings	138	0	0	0	0
100-1008-541.24-04	Specialized Equipment	9,112	10,500	5,552	10,500	6,500

LEVEL	TEXT	TEXT AMT
TOTA	TRAFFIC SIGNAL ANNUAL MAINTENANCE	3,500
	MISC TRAFFIC SIGNAL MAINTENANCE	3,000
		6,500

100-1008-541.29-05	Vehicle/Equipment Rental	22,509	25,000	26,483	19,784	24,000
100-1008-541.29-07	Inhouse Technology Svcs	3,102	3,238	3,231	3,238	3,318
100-1008-541.30-15	Tools & Equipment	4,089	5,000	1,545	5,000	7,300

LEVEL	TEXT	TEXT AMT
TOTA	CONES/BARRELS/GRINDER TEETH	6,500

ACCOUNT NUMBER	ACCOUNT DESCRIPTION	2020 ACTUAL	2021 ADJUSTED BUDGET	2021 YEAR TO DATE ACTUAL	2021 YEAR END PROJECTION	2022 ADOPTED BUDGET
	TABLET/IPAD		800 7,300			
100-1008-541.30-18	Department	20,741	15,000	18,230	15,000	15,000
LEVEL TOTA	TEXT SIGNAL & SIGN PARTS, PAINT AND GLASS BEADS		TEXT AMT 15,000 15,000			
100-1008-541.80-05	Other Equipment	15,224	0	3,755	0	0
*	Street Signs-Markings	269,877	229,369	202,377	182,464	238,219
**	General Fund	269,877	229,369	202,377	182,464	238,219

THIS PAGE IS INTENTIONALLY LEFT BLANK

CITY OF MENASHA 2022 OPERATIONS BUDGET	FUND General Fund	BUDGET NAME Sidewalks & Crosswalks	PREPARED BY Laura Jungwirth Thad Brown
	FUNCTION Public Works	BUDGET NUMBER 100-1009-541	DATE 9/20/2021

RESPONSIBILITIES

This budget is responsible for replacing, repairing, and constructing sidewalk in the City.

SERVICES PROVIDED

2021 ACCOMPLISHMENTS

Continued to bring crosswalks on City rehabilitated/reconstructed streets up to ADA compliance. City crews will complete sidewalk replacements within the sidewalk replacement program area.

2022 OBJECTIVES

Continue with the City's sidewalk replacement program along with bringing the City's crosswalks up to ADA compliance.

MAJOR CHANGES FROM 2021 BUDGET

No significant changes.

FUNDING SOURCES	2021 FUNDING	2022 FUNDING
TAXES	$0.00	$0.00
SPECIAL ASSESSMENTS	$0.00	$0.00
INTERGOV REVENUE	$0.00	$0.00
LICENSES & PERMITS	$0.00	$0.00
FINES & FORFEITS	$0.00	$0.00
PUBLIC CHARGES	$0.00	$0.00
MISCELLANEOUS	$0.00	$0.00
TOTAL	$0.00	$0.00

POSITION TITLE	2021 # OF FTE'S	2022 # OF FTE'S
Deputy Dir of Municipal O	0.01	0.01
Public Works Superintend	0.02	0.02
Light Equipment Operator	0.30	0.30
Common Laborer	0.35	0.35
Truck Driver	0.35	0.35
TOTAL	1.03	1.03

ACCOUNT NUMBER	ACCOUNT DESCRIPTION	2020 ACTUAL	2021 ADJUSTED BUDGET	2021 YEAR TO DATE ACTUAL	2021 YEAR END PROJECTION	2022 ADOPTED BUDGET
General Fund						
	Sidewalks and Crosswalks					
100-1009-541.10-01	Wages	39,953	55,522	55,908	53,000	54,904
100-1009-541.10-02	Salaries	2,228	2,191	2,213	1,959	2,349
100-1009-541.10-03	Overtime/Doubletime	189	100	44	125	100
100-1009-541.10-08	Wages-Temp Help	44	0	486	486	0
100-1009-541.15-01	Health	8,388	6,693	12,751	8,187	12,090
100-1009-541.15-02	Life	44	59	62	50	57
100-1009-541.15-03	Dental	627	392	1,091	950	825
100-1009-541.15-04	Retirement	2,866	3,903	3,946	3,600	3,871
100-1009-541.15-05	FICA	3,146	4,310	4,314	3,900	4,387
100-1009-541.15-07	Vision	76	48	125	115	83
100-1009-541.15-08	Workers Comp	1,598	2,225	2,111	1,900	2,067
100-1009-541.15-10	Banked Sick Leave	399	395	567	500	566
100-1009-541.15-11	HRA Funding	0	0	904	320	959
100-1009-541.19-03	Uniform/Clothing Allow	158	0	298	128	300
100-1009-541.29-05	Vehicle/Equipment Rental	18,584	41,500	21,413	35,000	40,000
100-1009-541.30-15	Tools & Equipment	907	1,000	423	1,000	1,000

LEVEL	TEXT	TEXT AMT
TOTA	CONCRETE TOOLS/FORMS	1,000
		1,000

100-1009-541.30-18	Department	40,040	25,000	27,101	30,000	33,000

LEVEL	TEXT	TEXT AMT
TOTA	CONCRETE, REBAR, ETC	17,000
	DETECTOR PLATES	16,000
		33,000

100-1009-541.80-05	Other Equipment	0	2,500	2,500	2,500	2,500
100-1009-541.82-02	Construction	0	1,575	0	1,575	0
*	Sidewalks and Crosswalks	119,247	147,413	136,257	145,295	159,058
**	General Fund	119,247	147,413	136,257	145,295	159,058

ACCOUNT NUMBER	ACCOUNT DESCRIPTION	2020 ACTUAL	2021 ADJUSTED BUDGET	2021 YEAR TO DATE ACTUAL	2021 YEAR END PROJECTION	2022 ADOPTED BUDGET
General Fund						
	Sidewalk Excavation					
100-1011-541.10-01	Wages	3,059	0	1,128	1,300	0
100-1011-541.15-01	Health	564	0	15	23	0
100-1011-541.15-02	Life	7	0	1	5	0
100-1011-541.15-03	Dental	65	0	20	25	0
100-1011-541.15-04	Retirement	208	0	77	85	0
100-1011-541.15-05	FICA	227	0	87	95	0
100-1011-541.15-07	Vision	7	0	3	5	0
100-1011-541.15-08	Workers Comp	116	0	41	45	0
100-1011-541.15-10	Banked Sick Leave	30	0	9	11	0
100-1011-541.29-05	Vehicle/Equipment Rental	0	0	177	5,000	0
*	Sidewalk Excavation	4,283	0	1,558	6,594	0
**	General Fund	4,283	0	1,558	6,594	0

THIS PAGE IS INTENTIONALLY LEFT BLANK

CITY OF MENASHA 2022 OPERATIONS BUDGET	FUND General Fund	BUDGET NAME Street Lighting	PREPARED BY Laura Jungwirth Thad Brown
	FUNCTION Public Works	BUDGET NUMBER 100-1012-541	DATE 9/20/2021

RESPONSIBILITIES

Funds in this account are for the cost of electricity, maintenance and replacement of City-owned street lights.

SERVICES PROVIDED

2021 ACCOMPLISHMENTS

Replaced decorative light pole on Villa Way at Lake Park Road.

2022 OBJECTIVES

Complete LED upgrades for lights on Friendship Trail in cooperation with Fox Crossing.

MAJOR CHANGES FROM 2021 BUDGET

No significant changes.

FUNDING SOURCES	2021 FUNDING	2022 FUNDING
TAXES	$0.00	$0.00
SPECIAL ASSESSMENTS	$0.00	$0.00
INTERGOV REVENUE	$0.00	$0.00
LICENSES & PERMITS	$0.00	$0.00
FINES & FORFEITS	$0.00	$0.00
PUBLIC CHARGES	$0.00	$0.00
MISCELLANEOUS	$0.00	$0.00
TOTAL	$0.00	$0.00

POSITION TITLE	2021 # OF FTE'S	2022 # OF FTE'S
Common Laborer	0.10	0.10
Facilities Technician/Elect	0.10	0.10
Truck Driver	0.05	0.05
TOTAL	0.25	0.25

ACCOUNT NUMBER	ACCOUNT DESCRIPTION	2020 ACTUAL	2021 ADJUSTED BUDGET	2021 YEAR TO DATE ACTUAL	2021 YEAR END PROJECTION	2022 ADOPTED BUDGET
General Fund						
Street Lighting						
100-1012-541.10-01	Wages	7,789	14,893	6,989	5,744	14,144
100-1012-541.10-03	Overtime/Doubletime	192	200	299	200	200
100-1012-541.15-01	Health	2,846	3,327	2,238	2,261	5,343
100-1012-541.15-02	Life	5	15	8	8	13
100-1012-541.15-03	Dental	174	310	135	116	310
100-1012-541.15-04	Retirement	539	1,019	494	389	968
100-1012-541.15-05	FICA	588	1,113	540	423	1,097
100-1012-541.15-07	Vision	18	34	13	14	32
100-1012-541.15-08	Workers Comp	299	580	260	204	511
100-1012-541.15-10	Banked Sick Leave	73	147	65	56	140
100-1012-541.15-11	HRA Funding	0	0	179	172	199
100-1012-541.19-03	Uniform/Clothing Allow	52	0	74	62	30
100-1012-541.22-03	Electricity	143,476	145,000	151,041	136,000	140,000
100-1012-541.24-04	Specialized Equipment	3,504	6,000	5,573	5,573	0
100-1012-541.29-05	Vehicle/Equipment Rental	6,448	3,000	2,350	2,200	3,000
100-1012-541.30-15	Tools & Equipment	0	250	31	250	250
100-1012-541.30-18	Department	1,908	2,500	2,166	2,500	2,500
*	Street Lighting	167,911	178,388	172,455	156,172	168,737
**	General Fund	167,911	178,388	172,455	156,172	168,737

CITY OF MENASHA 2022 OPERATIONS BUDGET	FUND General Fund	BUDGET NAME Parking Lots & Meters	PREPARED BY Laura Jungwirth Thad Brown
	FUNCTION Public Works	BUDGET NUMBER 100-1013-541	DATE 9/20/2021

RESPONSIBILITIES

This budget is responsible for the maintenance of parking lots which includes snow removal, as well as providing supplies and printing for the monthly parking permits.

SERVICES PROVIDED

2021 ACCOMPLISHMENTS

Completed installation of the Broad Street Parking Lot Pedestrian Crossing, sealed and inspected Marina Place parking ramp deck.

2022 OBJECTIVES

Seal and inspect the Marina Place Parking Ramp deck

MAJOR CHANGES FROM 2021 BUDGET

No significant changes.

FUNDING SOURCES	2021 FUNDING	2022 FUNDING
TAXES	$0.00	$0.00
SPECIAL ASSESSMENTS	$0.00	$0.00
INTERGOV REVENUE	$0.00	$0.00
LICENSES & PERMITS	$0.00	$0.00
FINES & FORFEITS	$0.00	$0.00
PUBLIC CHARGES	$0.00	$0.00
MISCELLANEOUS	$0.00	$0.00
TOTAL	$0.00	$0.00

POSITION TITLE	2021 # OF FTE'S	2022 # OF FTE'S
Public Works Superintend	0.01	0.01
Light Equipment Operator	0.20	0.20
TOTAL	0.21	0.21

ACCOUNT NUMBER	ACCOUNT DESCRIPTION	2020 ACTUAL	2021 ADJUSTED BUDGET	2021 YEAR TO DATE ACTUAL	2021 YEAR END PROJECTION	2022 ADOPTED BUDGET
General Fund						
Parking Lots						
100-1013-541.10-01	Wages	5,172	11,819	5,790	4,101	12,020
100-1013-541.10-02	Salaries	774	762	776	683	840
100-1013-541.10-03	Overtime/Doubletime	587	1,000	215	0	1,000
100-1013-541.15-01	Health	1,802	4,299	1,056	1,346	2,612
100-1013-541.15-02	Life	3	1	7	8	14
100-1013-541.15-03	Dental	101	252	116	90	252
100-1013-541.15-04	Retirement	442	917	456	324	935
100-1013-541.15-05	FICA	490	1,009	504	356	1,060
100-1013-541.15-07	Vision	13	31	9	11	22
100-1013-541.15-08	Workers Comp	240	519	241	170	464
100-1013-541.15-10	Banked Sick Leave	58	122	62	42	128
100-1013-541.15-11	HRA Funding	0	0	172	128	109
100-1013-541.19-03	Uniform/Clothing Allow	63	60	23	60	60
100-1013-541.21-06	Management	1,295	3,500	1,425	2,138	3,500

LEVEL	TEXT	TEXT AMT
TOTA	MARINA PLACE PARKING RAMP INSPECTION	2,000
	RAMP DECK SEALER	1,500
		3,500

100-1013-541.22-03	Electricity	417	425	1,568	500	500
100-1013-541.22-05	Water/Sewer	0	0	1,342	0	0
100-1013-541.22-06	Storm Water	4,169	4,500	5,207	4,800	5,000
100-1013-541.29-05	Vehicle/Equipment Rental	8,239	11,000	6,867	7,412	11,000
100-1013-541.30-18	Department	597	7,000	5,355	7,000	2,500
*	Parking Lots	24,462	47,216	31,191	29,169	42,016
**	General Fund	24,462	47,216	31,191	29,169	42,016

ACCOUNT NUMBER	ACCOUNT DESCRIPTION	2020 ACTUAL	2021 ADJUSTED BUDGET	2021 YEAR TO DATE ACTUAL	2021 YEAR END PROJECTION	2022 ADOPTED BUDGET
General Fund						
	Canal Maint-Construction					
100-1014-543.22-05	Water/Sewer	147	170	174	141	170
100-1014-543.22-06	Storm Water	699	858	940	752	858
*	Canal Maint-Construction	846	1,028	1,114	893	1,028
**	General Fund	846	1,028	1,114	893	1,028

THIS PAGE IS INTENTIONALLY LEFT BLANK

CITY OF MENASHA 2022 OPERATIONS BUDGET	FUND General Fund	BUDGET NAME Refuse Collect/Dispose	PREPARED BY Laura Jungwirth Thad Brown
	FUNCTION Public Works	BUDGET NUMBER 100-1016-543	DATE 9/20/2021

RESPONSIBILITIES

The Sanitation Department is responsible for the collection and disposal of all residential and some of the commercial refuse generated within the City.

SERVICES PROVIDED

2021 ACCOMPLISHMENTS

Collected approximately 6,000 tons of solid waste in 2021.

2022 OBJECTIVES

Continue to provide cost-effective collection of the City's solid waste.

MAJOR CHANGES FROM 2021 BUDGET

Tipping fees have increased from $45 to $48 per ton.

FUNDING SOURCES	2021 FUNDING	2022 FUNDING
TAXES	$0.00	$0.00
SPECIAL ASSESSMENTS	$0.00	$0.00
INTERGOV REVENUE	$0.00	$0.00
LICENSES & PERMITS	$0.00	$0.00
FINES & FORFEITS	$0.00	$0.00
PUBLIC CHARGES	$0.00	$0.00
MISCELLANEOUS	$0.00	$0.00
TOTAL	$0.00	$0.00

POSITION TITLE	2021 # OF FTE'S	2022 # OF FTE'S
Deputy Dir of Municipal O	0.06	0.06
Public Works Superintend	0.07	0.07
Public Works Admin Asst	0.20	0.20
Light Equipment Operator	0.15	0.15
Sanitation Worker	1.00	1.00
Common Laborer	2.85	2.85
Summer Help	0.16	0.00
TOTAL	4.49	4.33

ACCOUNT NUMBER	ACCOUNT DESCRIPTION	2020 ACTUAL	2021 ADJUSTED BUDGET	2021 YEAR TO DATE ACTUAL	2021 YEAR END PROJECTION	2022 ADOPTED BUDGET
General Fund						
	Refuse Collect-Dispose					
100-1016-543.10-01	Wages	140,634	213,732	128,942	117,684	221,733
100-1016-543.10-02	Salaries	11,008	10,818	10,913	9,672	11,505
100-1016-543.10-03	Overtime/Doubletime	1,996	500	0	100	500
100-1016-543.10-08	Wages-Temp Help	0	3,971	33	33	0
100-1016-543.15-01	Health	21,604	42,221	23,096	22,761	45,511
100-1016-543.15-02	Life	450	380	560	572	441
100-1016-543.15-03	Dental	2,622	4,161	2,989	2,837	4,260
100-1016-543.15-04	Retirement	10,287	15,157	9,452	8,603	15,777
100-1016-543.15-05	FICA	11,616	17,074	10,465	9,530	17,880
100-1016-543.15-07	Vision	289	428	293	312	539
100-1016-543.15-08	Workers Comp	5,373	8,459	4,702	4,292	8,100
100-1016-543.15-10	Banked Sick Leave	1,475	2,217	1,333	1,208	2,317
100-1016-543.15-11	HRA Funding	0	0	1,881	1,694	3,903
100-1016-543.19-03	Uniform/Clothing Allow	980	0	685	981	1,155
100-1016-543.25-01	Other Municipal Entities	209,870	275,200	213,250	213,022	287,800

LEVEL	TEXT	TEXT AMT
TOTA	TIPPING FEES- 6,300 TONS @ $45.00/TON	283,500
	WDNR LICENSE	4,300
		287,800

100-1016-543.29-01	Printing	1,894	1,000	0	0	1,000
100-1016-543.29-05	Vehicle/Equipment Rental	202,761	315,000	207,218	191,478	315,000
100-1016-543.29-07	Inhouse Info Tech Service	2,204	2,307	2,303	2,307	2,429
100-1016-543.30-11	Postage	0	100	0	0	100
100-1016-543.30-15	Tools & Equipment	6,871	8,000	7,101	7,000	8,000

LEVEL	TEXT	TEXT AMT
TOTA	REFUSE CARTS/CART PARTS	7,000
	RENTAL DUMPSTERS	1,000
		8,000

100-1016-543.30-18	Department	938	1,000	738	1,000	1,000
100-1016-543.32-01	Dues/Memberships/Licenses	0	704	0	704	704
*	Refuse Collect-Dispose	632,872	922,429	625,954	595,790	949,654
**	General Fund	632,872	922,429	625,954	595,790	949,654

ACCOUNT NUMBER	ACCOUNT DESCRIPTION	2020 ACTUAL	2021 ADJUSTED BUDGET	2021 YEAR TO DATE ACTUAL	2021 YEAR END PROJECTION	2022 ADOPTED BUDGET
General Fund						
	Commercial Overflow					
100-1017-543.10-01	Wages	85,972	0	80,533	73,640	0
100-1017-543.10-03	Overtime/Doubletime	81	0	20	367	0
100-1017-543.10-08	Wages-Temp Help	1,716	0	2,977	3,000	0
100-1017-543.15-01	Health	10,404	0	19,779	23,145	0
100-1017-543.15-02	Life	154	0	147	141	0
100-1017-543.15-03	Dental	1,301	0	1,647	1,767	0
100-1017-543.15-04	Retirement	5,846	0	5,472	5,010	0
100-1017-543.15-05	FICA	6,641	0	6,260	5,729	0
100-1017-543.15-07	Vision	164	0	191	215	0
100-1017-543.15-08	Workers Comp	3,330	0	3,027	2,789	0
100-1017-543.15-10	Banked Sick Leave	765	0	740	683	0
100-1017-543.15-11	HRA Funding	0	0	1,486	0	0
100-1017-543.25-01	Other Municipal Entities	53,892	0	56,873	55,206	0
100-1017-543.29-05	Vehicle/Equipment Rental	117,007	0	117,930	103,557	0
*	Commercial Overflow	287,273	0	297,082	275,249	0
**	General Fund	287,273	0	297,082	275,249	0

THIS PAGE IS INTENTIONALLY LEFT BLANK

CITY OF MENASHA 2022 OPERATIONS BUDGET	FUND	BUDGET NAME	PREPARED BY
	General Fund	Weed Control	Laura Jungwirth Thad Brown
	FUNCTION	**BUDGET NUMBER**	**DATE**
	Public Works	100-1018-543	9/20/2021

RESPONSIBILITIES

This budget is responsible for the cutting and control of weeds on both public and noncompliant private property within the City.

SERVICES PROVIDED

2021 ACCOMPLISHMENTS

2022 OBJECTIVES

MAJOR CHANGES FROM 2021 BUDGET

No significant changes.

FUNDING SOURCES	2021 FUNDING	2022 FUNDING
TAXES	$0.00	$0.00
SPECIAL ASSESSMENTS	$0.00	$0.00
INTERGOV REVENUE	$0.00	$0.00
LICENSES & PERMITS	$0.00	$0.00
FINES & FORFEITS	$0.00	$0.00
PUBLIC CHARGES	$0.00	$0.00
MISCELLANEOUS	$0.00	$0.00
TOTAL	$0.00	$0.00

POSITION TITLE	2021 # OF FTE'S	2022 # OF FTE'S
Public Works Superintend	0.01	0.01
Light Equipment Operator	0.22	0.22
Summer Help	0.22	0.00
TOTAL	0.45	0.23

ACCOUNT NUMBER	ACCOUNT DESCRIPTION	2020 ACTUAL	2021 ADJUSTED BUDGET	2021 YEAR TO DATE ACTUAL	2021 YEAR END PROJECTION	2022 ADOPTED BUDGET
General Fund						
Weed Cutting						
100-1018-543.10-01	Wages	10,169	13,001	19,390	19,321	13,221
100-1018-543.10-02	Salaries	968	953	969	854	1,050
100-1018-543.10-03	Overtime/Doubletime	139	0	3	4	0
100-1018-543.10-08	Wages-Temp Help	4,984	5,047	4,344	5,047	0
100-1018-543.15-01	Health	3,978	4,740	3,336	4,740	5,368
100-1018-543.15-02	Life	25	45	16	49	13
100-1018-543.15-03	Dental	280	278	246	247	278
100-1018-543.15-04	Retirement	763	942	1,036	1,100	963
100-1018-543.15-05	FICA	1,203	1,395	1,507	1,475	1,092
100-1018-543.15-07	Vision	33	34	30	34	32
100-1018-543.15-08	Workers Comp	614	721	705	721	515
100-1018-543.15-10	Banked Sick Leave	108	135	137	135	142
100-1018-543.15-11	HRA Funding	0	0	165	92	354
100-1018-543.19-03	Uniform/Clothing Allow	39	0	33	69	66
100-1018-543.29-05	Vehicle/Equipment Rental	11,225	20,000	13,732	13,017	20,000
100-1018-543.30-15	Tools & Equipment	0	1,000	489	1,000	1,000
100-1018-543.30-18	Department	0	250	87	250	250
*	Weed Cutting	34,528	48,541	46,225	48,155	44,344
**	General Fund	34,528	48,541	46,225	48,155	44,344

CITY OF MENASHA 2022 OPERATIONS BUDGET	FUND General Fund	BUDGET NAME Valley Transit Subsidy	PREPARED BY Sam Schroeder
	FUNCTION Public Works	BUDGET NUMBER 100-0302-542	DATE 9/20/2021

RESPONSIBILITIES

Valley Transit provides safe, customer-focused public transportation options that connect our communities to enhance the quality of life.

SERVICES PROVIDED

2021 ACCOMPLISHMENTS

Ridership Trends

Valley Transit ridership is down (21%) in the first six months of 2021 when compared to 2020. In March 2020, the President of the United States declared an emergency due to a pandemic. The Governor of Wisconsin ordered the schools to close and in subsequent days a ban on mass gatherings along with a "safer at home" order was put into place. While Valley Transit provided uninterrupted essential travel through the pandemic, most people chose to travel only when it was deemed essential. Many businesses were closed to the public or offered reduced services. As the vaccine was introduced into society early 2021, people have begun to travel more often, are returning to work and businesses are reopening. Valley Transit has experienced small increases in ridership since March 2021.

During the remainder of 2021 and throughout 2022, Valley Transit will continue to mitigate the effects and requirements of the pandemic. As soon as it is feasible, Valley Transit will work toward rebuilding ridership on the fixed route.

Cost Trends

Valley Transit's fixed route operating expense have increased slightly over the past three years. The costs of insurance, fuel and utilities remain unpredictable, while personnel expenses continue to increase annually.

2021 Capital Purchases

- **Bus Replacement.** Valley Transit replaced five buses during 2021 with Volkswagen Mitigation Transit Capital Assistance Grant funds (100%) with local share payback (20%).
- **Support Vehicle.** Valley Transit purchased a new support vehicle during 2021.
- **Bus Stop Sign Replacement.** Valley Transit replaced bus stop signs with updated logo and route information.
- **Operations & Maintenance Facility Remodel – A&E.** Valley Transit's main office, maintenance and bus storage facility located at 801 S. Whitman was built in 1983 and requires remodel. This project began in 2020 and has A&E recommendations in preparation for construction work planned in 2021.

Audit

Valley Transit received no findings in the 2018 financial audit conducted in early 2019.

2022 OBJECTIVES

Valley Transit will continue to implement its Strategic Plan, Transit Development Plan, and look for ways to improve the system.

2022 Planned Capital Purchases

- **Bus Replacement.** Valley Transit will continue replacing buses that have surpassed their useful life using Volkswagen Mitigation Transit Capital Assistance Grant funds. Project is a carry forward from 2021.

CITY OF MENASHA 2022 OPERATIONS BUDGET	FUND General Fund	BUDGET NAME Valley Transit Subsidy	PREPARED BY Sam Schroeder
	FUNCTION Public Works	BUDGET NUMBER 100-0302-542	DATE 9/20/2021

- **Support Vehicle.** Valley Transit will purchase a new support vehicle during 2022.
- **Operations & Maintenance Facility Remodel – A&E.** Valley Transit will continue the remodel project started in 2020.

MAJOR CHANGES FROM 2021 BUDGET

FUNDING SOURCES	2021 FUNDING	2022 FUNDING
TAXES	$0.00	$0.00
SPECIAL ASSESSMENTS	$0.00	$0.00
INTERGOV REVENUE	$0.00	$0.00
LICENSES & PERMITS	$0.00	$0.00
FINES & FORFEITS	$0.00	$0.00
PUBLIC CHARGES	$0.00	$0.00
MISCELLANEOUS	$0.00	$0.00
TOTAL	$0.00	$0.00

ACCOUNT NUMBER	ACCOUNT DESCRIPTION	2020 ACTUAL	2021 ADJUSTED BUDGET	2021 YEAR TO DATE ACTUAL	2021 YEAR END PROJECTION	2022 ADOPTED BUDGET
General Fund						
Valley Transit Subsidy						
100-0302-542.25-01	Other Municipal Entities	218,520	212,482	209,670	212,482	207,785

LEVEL	TEXT	TEXT AMT
TOTA	VALLEY TRANSIT - ESTIMATED NET COST OF $45,177	207,785
		207,785

*	Valley Transit Subsidy	218,520	212,482	209,670	212,482	207,785
**	General Fund	218,520	212,482	209,670	212,482	207,785

ACCOUNT NUMBER	ACCOUNT DESCRIPTION	2020 ACTUAL	2021 ADJUSTED BUDGET	2021 YEAR TO DATE ACTUAL	2021 YEAR END PROJECTION	2022 ADOPTED BUDGET
General Fund						
Dial A Ride Subsidy						
100-0303-542.25-01	Other Municipal Entities	11,200	11,200	11,200	11,200	11,200

LEVEL	TEXT	TEXT AMT
TOTA	DIAL A RIDE SERVICE	11,200
		11,200

*	Dial A Ride Subsidy	11,200	11,200	11,200	11,200	11,200
**	General Fund	11,200	11,200	11,200	11,200	11,200

THIS PAGE IS INTENTIONALLY LEFT BLANK

HEALTH & HUMAN SERVICES

THIS PAGE IS INTENTIONALLY LEFT BLANK

CITY OF MENASHA 2022 OPERATIONS BUDGET	FUND General Fund	BUDGET NAME Health Department	PREPARED BY Kristine Hutter
	FUNCTION Health and Human Servi	BUDGET NUMBER 100-0903-531	DATE 9/20/2021

RESPONSIBILITIES

Communicable Disease Control includes follow-up on reportable communicable diseases. The Menasha Health Department also provides monthly immunization clinics (state-provided vaccines for children) and annual influenza vaccine clinics to prevent communicable diseases.

Public Health Nursing Services are available to all ages upon request of the individual, family member, Menasha Police Department, county agencies, and medical providers on a wide range of health concerns. Services include telephone contacts, office visits, or home visits, and are an opportunity to assess, consult, monitor, and link individuals and families to community agencies and resources. Examples include: visits to older adults to assess concerns and monitor health conditions in-home that are not covered by any insurance and are usually short term, such as medication set-up and instruction; and mother, infant, and child health visits at the request of the medical provider or parents for a wide variety of concerns such as safe sleep, feeding tips and monitoring infant and child weights. Working with individuals and families promotes healthy growth and development, prevents accidental injury, unnecessary hospitalizations, child and adult neglect and abuse.

School Health Services: The Menasha Health Department has a strong working relationship with the Menasha Joint School District and provides school health services. These services include: 1) student health screenings such as vision, hearing, and oral health; 2) developing individual health plans for students with medical needs (e.g. allergies, diabetes, asthma, attention deficit hyperactivity disorder, feeding tubes and medications needing to be given at school); 3) individual health conferences with students and staff (ex: the adolescent student who is pregnant or the staff person who has been asked to have a medical condition monitored by the school nurse); 4) monitoring illnesses in the school setting to determine if there is a disease occurring in the community such as influenza; 5) referring parents to appropriate resources in the community; 6) providing classroom education on infection control, communicable diseases such as sexually transmitted diseases, growth and development, and 6) staff education on emergency medications, procedures, and the blood borne pathogen standard as required by law.

- The Menasha Health Department maintains a **Medical Alert Equipment List** of homes with life-saving medical equipment for Menasha Utilities so that they know who would be at risk if there was no power to that resident's home. The residents with life-saving medical equipment can plan for service interruptions. As medical information is exchanged, health information and privacy are protected.
- Completion of a **community health needs assessment**, developing a **community health improvement plan**, and implementation of that plan.
- Completed **Safe Child Passenger Seat Checks** by appointment for residents of Menasha when requested.
- Annual **CPR and First Aid** instruction for City of Menasha and Menasha Joint School District employees.
- Convene **Board of Health, Committee on Aging,** and **Medical Advisory Board** meetings.

SERVICES PROVIDED

Menasha Health Department provides the following services:

- Communicable Disease Control
- Public Health Nursing Services (home visits, consultations, referral and assistance, case management)
- School Health Services – Menasha Joint School District and parochial schools upon request
- Medical Alert Equipment List of homes for Menasha Utilities
- Community Health Assessment and Improvement Planning
- Health Education to Community Groups
- Safe Child Passenger Checks (Car Seat Checks)

- CPR and First Aid Instruction for City & School District employees
- Convene the Board of Health, Medical Advisory Board and Committee on Aging meetings

2021 ACCOMPLISHMENTS

COVID-19

- Continue to lead COVID-19 Public Health Emergency response for the City.
- Developed and maintaining COVID-19 metrics for the City (daily and weekly summary reports).
- In cooperation with the Menasha Joint School District, developed and updating the MJSD Pandemic Resilient Plan.
- Convene school and university partners to provide situational awareness during the COVID-19 Public Health Emergency.
- Coordinate with local health departments and health care system partners to promote COVID-19 testing for the community and public messages.
- Coordinate with MJSD and COVID-19 testing vendor to offer school-based testing for MJSD students and staff.

General Public Health

- Staff maintained Certified CPR/First Aid Instructor status, and certified City and MJSD employees in CPR/First Aid.
- Maintained a Facebook page.
- Completed required communicable disease follow-up.
- Managed latent tuberculosis cases by directly observing weekly medication administration.
- Participated in the Winnebago County Childhood Death Review and Overdose Fatality Review Teams.
- Completed mother, infant, child, and adult health home visits.
- Offered monthly vaccine clinics at the Menasha Health Department.
- Offered annual community influenza vaccine clinic at Menasha City Center.
- Offered annual influenza vaccine clinic outreach to local businesses.
- Completed Medicaid billing for vaccine administration and other services.
- Worked with public and private schools, parents and guardians to assure pre-kindergarten through 12th grade were current on vaccines.
- Contracted with the Department of Children and Families to provide refugees who resettled in Menasha with health screenings.
- Completed annual health screenings for children in Menasha's public and private schools.
- Performed key informant interviews as part of the Community Health Assessment process, in cooperation with the Fox Valley Community Health Improvement Coalition (health systems and adjacent local health departments).
- Completed car seat fittings for families by appointment at the health department.

2022 OBJECTIVES

- Continue COVID-19 response activities, and begin recovery efforts, in cooperation with federal, state, and local public health partners.
- Explore public health grant opportunities as pandemic response and recovery allows.
- Continue to develop the Health Department Facebook page and website to enhance public communication.
- Maintain services to the community with current staffing levels.
- Continue to partner with the Fox Valley Community Health Improvement Coalition to develop the next Community Health Assessment and Community Health Improvement Plan.

CITY OF MENASHA 2022 OPERATIONS BUDGET	FUND	BUDGET NAME	PREPARED BY
	General Fund	Health Department	Kristine Hutter
	FUNCTION	**BUDGET NUMBER**	**DATE**
	Health and Human Servi	100-0903-531	9/20/2021

MAJOR CHANGES FROM 2021 BUDGET

None

FUNDING SOURCES	2021 FUNDING	2022 FUNDING
TAXES	$0.00	$0.00
SPECIAL ASSESSMENTS	$0.00	$0.00
INTERGOV REVENUE	$0.00	$0.00
LICENSES & PERMITS	$0.00	$0.00
FINES & FORFEITS	$0.00	$0.00
PUBLIC CHARGES	$0.00	$0.00
MISCELLANEOUS	$0.00	$0.00
TOTAL	$0.00	$0.00

POSITION TITLE	2021 # OF FTE'S	2022 # OF FTE'S
Public Health Director	1.00	1.00
PH Office Coordinator	1.00	1.00
Public Health Educator	0.24	0.25
Public Health Nurse	2.68	2.69
PH Dental Hygienist	0.34	0.32
Public Health Screener	0.11	0.11
Interpreter/Translator	0.05	0.05
TOTAL	5.42	5.42

ACCOUNT NUMBER	ACCOUNT DESCRIPTION	2020 ACTUAL	2021 ADJUSTED BUDGET	2021 YEAR TO DATE ACTUAL	2021 YEAR END PROJECTION	2022 ADOPTED BUDGET
General Fund						
Health Department						
100-0903-531.10-01	Wages	107,068	268,493	247,295	263,644	278,719
100-0903-531.10-02	Salaries	22,225	94,217	111,373	94,217	89,946
100-0903-531.10-03	Overtime/Doubletime	2,041	0	2,054	1,781	0
100-0903-531.10-08	Wages-Temp Help	1,073	4,714	396	536	1,716
100-0903-531.15-01	Health	24,588	59,524	51,723	59,524	60,785
100-0903-531.15-02	Life	410	1,495	953	1,495	793
100-0903-531.15-03	Dental	1,687	5,005	4,138	4,547	4,323
100-0903-531.15-04	Retirement	8,015	24,483	21,796	23,458	24,010
100-0903-531.15-05	FICA	9,336	26,895	24,902	26,588	27,754
100-0903-531.15-07	Vision	160	460	517	601	428
100-0903-531.15-08	Workers Comp	3,982	12,278	10,432	11,114	11,665
100-0903-531.15-10	Banked Sick Leave	1,342	3,598	3,177	3,354	3,657
100-0903-531.15-11	HRA Funding	0	0	3,485	2,686	5,206
100-0903-531.21-05	Medical	2,100	2,100	2,100	2,100	2,100
100-0903-531.22-01	Telephone	213	875	213	215	500
100-0903-531.24-01	Office Equipment	0	300	0	0	125
100-0903-531.24-03	Buildings	12	125	52	125	125
100-0903-531.24-04	Specialized Equipment	138	1,400	160	160	1,200
100-0903-531.29-01	Printing	0	200	0	0	200
100-0903-531.29-05	Vehicle/Equipment Rental	5,689	7,400	10,002	9,800	8,000
100-0903-531.29-06	Building Rental	14,018	14,020	14,019	14,019	14,020
100-0903-531.29-07	Inhouse Info Tech Service	29,348	30,880	30,815	30,880	32,273
100-0903-531.30-10	Office	253	300	197	300	300
100-0903-531.30-11	Postage	901	950	842	950	950
100-0903-531.30-12	Computer & Technology	0	3,600	2,820	3,907	0
100-0903-531.30-13	Housekeeping	37	125	0	125	125
100-0903-531.30-15	Tools & Equipment	150	2,150	0	2,150	1,800
100-0903-531.30-18	Department	11,278	10,300	10,523	10,300	12,000
100-0903-531.32-01	Dues/Memberships/Licenses	1,104	1,300	970	1,300	1,300
100-0903-531.33-01	Mileage	242	1,000	456	1,000	1,000
100-0903-531.33-02	Registrations	0	360	0	360	360
100-0903-531.33-03	Lodging/Meals	0	152	0	152	152
100-0903-531.33-04	Other Expenses	0	2,090	0	1,000	1,200
100-0903-531.34-01	Mileage	0	200	0	200	200
100-0903-531.34-02	Registrations	468	2,090	240	1,000	1,800
100-0903-531.34-03	Lodging/Meals	0	500	0	250	500
100-0903-531.34-04	Other Expenses	16	25	5	25	25
100-0903-531.99-98	Adjustment/Transfer	238,367	0	0	0	0
*	Health Department	486,261	583,604	555,655	573,863	589,257
**	General Fund	486,261	583,604	555,655	573,863	589,257

CITY OF MENASHA 2022 OPERATIONS BUDGET	FUND General Fund	BUDGET NAME Environmental Health	PREPARED BY Kristine Hutter
	FUNCTION Health and Human Servi	BUDGET NUMBER 100-0904-531	DATE 9/20/2021

RESPONSIBILITIES

- Agent of the state for all inspection and licensing of retail food and all recreational licensing in the city.
- Agent of the state for inspection and licensing of mobile home parks.
- Licensing, inspection, and education on safe food handling for temporary food booths.
- Asbestos inspections per contractual agreement with the DNR.
- Inspection/follow-up on potential state and local health code violations received by citizen/other complaint.
- Follow-up on environmental health hazards.
- Follow-up on animal bites (rabies control).

SERVICES PROVIDED

Menasha Health Department is a designated Agent of the State for the Wisconsin Department of Agriculture, Trade and Consumer Protection (DATCP), Department of Natural Resources (DNR), Department of Safety and Professional Services (DSPS), and Department of Health Services (DHS).

DATCP inspections include:
- Restaurants
- Retail Food
- Swimming Pools
- Hotel and Motels
- Tourist Rooming Houses
- School Food Service
- Mobile Home Parks

DSPS inspections include:
- Tattoo Parlors

DNR inspections include:
- Asbestos and commercial building demolition compliance inspections

DHS human health hazard investigations include:
- Lead
- Asbestos
- Water
- Indoor and Outdoor Air Quality
- Vector Control
- Odor
- Rabies Control
- Clandestine Drug Labs

CITY OF MENASHA 2022 OPERATIONS BUDGET	FUND General Fund	BUDGET NAME Environmental Health	PREPARED BY Kristine Hutter
	FUNCTION Health and Human Servi	BUDGET NUMBER 100-0904-531	DATE 9/20/2021

- Chemical Complaints
- Radon

2021 ACCOMPLISHMENTS

- Provided COVID-19 environmental health technical assistance and guidance to the City and business community.
- Maintained agent contract and all records related to licenses and inspections conducted.
- Investigated all complaints and took enforcement actions related to human health hazards laws.
- Completed routine inspections.
- Responded to dog bite follow ups.
- Completed Certifications: Lead Risk Assessor; Asbestos Inspector; Asbestos Supervisor.
- Completed Department of Natural Resource inspections.
- Standardized by the DATCP in the Wisconsin Food Code.

2022 OBJECTIVES

- Provide COVID-19 environmental health technical assistance to the City and business community as needed.
- Maintain Wisconsin Department of Agriculture Trade and Consumer Protection agent contract.
- Maintain Wisconsin Department of Administration Manufactured Home Park contract.
- Maintain Wisconsin Department of Natural Resources Asbestos Compliance Contract.
- Maintain Wisconsin Department of Safety and Professional Services contract for Tattoo/Body Piercing Establishments.
- Maintain State environmental certifications in asbestos and lead.
- Maintain standardization in the Wisconsin Food Code.
- Investigate all human health hazard complaints.
- Attend required Food Safety and Recreational Licensing training.

MAJOR CHANGES FROM 2021 BUDGET

DNR contract includes the ability to reimburse for a maximum of $12,500 for the 2021-2022 contract period, based on the number of inspections completed. The maximum reimbursement amount in previous contract periods was $7,500.

CITY OF MENASHA
2022 OPERATIONS BUDGET

FUND	BUDGET NAME	PREPARED BY
General Fund	Environmental Health	Kristine Hutter
FUNCTION	**BUDGET NUMBER**	**DATE**
Health and Human Servi	100-0904-531	9/20/2021

FUNDING SOURCES	2021 FUNDING	2022 FUNDING
TAXES	$0.00	$0.00
SPECIAL ASSESSMENTS	$0.00	$0.00
INTERGOV REVENUE	$0.00	$0.00
LICENSES & PERMITS	$0.00	$0.00
FINES & FORFEITS	$0.00	$0.00
PUBLIC CHARGES	$0.00	$0.00
MISCELLANEOUS	$0.00	$0.00
TOTAL	$0.00	$0.00

POSITION TITLE	2021 # OF FTE'S	2022 # OF FTE'S
Registered Sanitarian	0.66	0.66
TOTAL	0.66	0.66

ACCOUNT NUMBER	ACCOUNT DESCRIPTION	2020 ACTUAL	2021 ADJUSTED BUDGET	2021 YEAR TO DATE ACTUAL	2021 YEAR END PROJECTION	2022 ADOPTED BUDGET
General Fund						
Environmental Health						
100-0904-531.10-01	Wages	32,100	52,624	55,964	55,041	53,324
100-0904-531.10-03	Overtime/Doubletime	222	0	0	0	0
100-0904-531.15-01	Health	5,642	8,895	8,305	9,404	9,036
100-0904-531.15-02	Life	77	157	171	187	176
100-0904-531.15-03	Dental	489	817	865	906	817
100-0904-531.15-04	Retirement	2,174	3,552	3,775	3,727	3,467
100-0904-531.15-05	FICA	2,369	3,840	4,119	4,061	3,992
100-0904-531.15-07	Vision	48	75	73	83	72
100-0904-531.15-08	Workers Comp	1,210	2,026	2,019	1,994	1,925
100-0904-531.15-10	Banked Sick Leave	343	524	551	543	531
100-0904-531.15-11	HRA Funding	0	0	618	285	768
100-0904-531.22-01	Telephone	466	522	362	361	450
100-0904-531.29-05	Vehicle/Equipment Rental	3,619	7,000	3,679	3,500	6,000
100-0904-531.29-07	Inhouse Info Tech Service	1,138	1,230	1,227	1,230	1,296
100-0904-531.30-10	Office	0	25	23	25	25
100-0904-531.30-11	Postage	115	200	110	150	175
100-0904-531.30-12	Computer & Technology	0	900	900	900	0
100-0904-531.30-15	Tools & Equipment	0	175	11	100	175
100-0904-531.30-18	Department	61	250	345	345	300
100-0904-531.32-01	Dues/Memberships/Licenses	350	475	217	200	475
100-0904-531.33-01	Mileage	0	290	9	100	200
100-0904-531.33-02	Registrations	0	150	100	100	150
100-0904-531.33-03	Lodging/Meals	0	100	0	50	100
100-0904-531.33-04	Other Expenses	0	20	0	20	20
100-0904-531.34-02	Registrations	0	600	395	600	600
100-0904-531.34-03	Lodging/Meals	0	164	0	100	164
100-0904-531.34-04	Other Expenses	0	20	16	20	20
*	Environmental Health	50,423	84,631	83,854	84,032	84,258
**	General Fund	50,423	84,631	83,854	84,032	84,258

CITY OF MENASHA 2022 OPERATIONS BUDGET	FUND General Fund	BUDGET NAME Health Screen/60+	PREPARED BY Kristine Hutter
	FUNCTION Health and Human Servi	BUDGET NUMBER 100-0905-531	DATE 9/20/2021

RESPONSIBILITIES

This is a grant funded program designed to:

- Coordinate all health screenings, health education, and health monitoring of older adult population.
- Collaborate with the Menasha Senior Center to assess, plan, implement, and evaluate the Health Screening/60+ program.

SERVICES PROVIDED

A Menasha Public Health Nurse provides or coordinates with health care providers to offer older adult health screenings, education & wellness activities.
Services include:

- Skin Cancer Screening
- Oral Health Screening
- Hearing Screening
- Vascular screening
- Medical Laboratory Tests
- Tai Chi Classes, Stepping On Classes, Healthy Living with Diabetes Classes
- Lunch and Learns
- Walking Club
- Memory Café
- Ask the Pharmacist
- Blood Pressure Screening
- Influenza vaccine clinic for older adults offered in partnership with a local pharmacy

2021 ACCOMPLISHMENTS

Due to the COVID-19 Public Health Emergency, some resources have been redirected to COVID-19 response.
The following were accomplished in 2021:

- Limited Wellness Room hours at the Senior Center to offer preventive services including: health education, blood pressure, and other health screening.
- Coordinated with medical systems to offer health and wellness clinics.
- Coordinated Walking Club, a 12 week program designed to promote health eating and exercise.
- Coordinated with the Memory Café to offer to programs to Menasha residents.
- Partnered with Hometown Pharmacy for Influenza Vaccinations.
- Successfully implemented Tai Chi and Healthy Living with Diabetes (evidence based prevention programs).

2022 OBJECTIVES

- Integrate the seven dimensions of wellness into the new public health nurse orientation and Health Screening – 60 Plus program plans (emotional, intellectual/cognitive, physical, professional/vocational, social, spiritual, and environmental).

CITY OF MENASHA 2022 OPERATIONS BUDGET	FUND General Fund	BUDGET NAME Health Screen/60+	PREPARED BY Kristine Hutter
	FUNCTION Health and Human Servi	BUDGET NUMBER 100-0905-531	DATE 9/20/2021

- Reestablish regular wellness room hours at the Senior Center with a public health nurse.
- Maintain collaboration with medical systems to offer health screening and wellness clinics.
- Incorporate hearing screening.
- Coordinate Lunch and Learns and Walking Club.
- Maintain collaboration with the Memory Café to offer to programs to Menasha residents.
- Apply for the Winnebago County grant funding to operate the Health Screening - 60 Plus program.

MAJOR CHANGES FROM 2021 BUDGET

None

FUNDING SOURCES	2021 FUNDING	2022 FUNDING
TAXES	$0.00	$0.00
SPECIAL ASSESSMENTS	$0.00	$0.00
INTERGOV REVENUE	$0.00	$0.00
LICENSES & PERMITS	$0.00	$0.00
FINES & FORFEITS	$0.00	$0.00
PUBLIC CHARGES	$0.00	$0.00
MISCELLANEOUS	$0.00	$0.00
TOTAL	$0.00	$0.00

POSITION TITLE	2021 # OF FTE'S	2022 # OF FTE'S
Public Health Nurse	0.31	0.31
TOTAL	0.31	0.31

ACCOUNT NUMBER	ACCOUNT DESCRIPTION	2020 ACTUAL	2021 ADJUSTED BUDGET	2021 YEAR TO DATE ACTUAL	2021 YEAR END PROJECTION	2022 ADOPTED BUDGET
General Fund						
	Health Screening/60 Plus					
100-0905-531.10-01	Wages	5,965	19,521	19,342	17,567	17,960
100-0905-531.10-03	Overtime/Doubletime	0	0	142	142	0
100-0905-531.15-01	Health	563	1,716	1,704	1,712	1,522
100-0905-531.15-04	Retirement	141	1,318	1,305	1,167	1,147
100-0905-531.15-05	FICA	420	1,373	1,426	1,280	1,374
100-0905-531.15-07	Vision	16	44	26	38	38
100-0905-531.15-08	Workers Comp	220	752	711	636	636
100-0905-531.15-10	Banked Sick Leave	66	194	199	185	178
100-0905-531.15-11	HRA Funding	0	0	103	18	126
100-0905-531.21-05	Medical	0	1,980	0	1,734	1,500
100-0905-531.24-04	Specialized Equipment	100	0	0	0	0
100-0905-531.30-11	Postage	0	20	2	20	15
100-0905-531.30-18	Department	4	52	15	52	55
100-0905-531.99-98	Adjustment/Transfer	18,037	0	0	0	0
*	Health Screening/60 Plus	25,532	26,970	24,975	24,551	24,551
**	General Fund	25,532	26,970	24,975	24,551	24,551

THIS PAGE IS INTENTIONALLY LEFT BLANK

CITY OF MENASHA 2022 OPERATIONS BUDGET	FUND General Fund	BUDGET NAME Prevention Program	PREPARED BY Kristine Hutter
	FUNCTION Health and Human Servi	BUDGET NUMBER 100-0906-531	DATE 9/20/2021

RESPONSIBILITIES

This grant funded program aims to prevent chronic disease through the promotion of physical activity and nutrition and community health planning. Additionally, this program supports activities related to National Public Health Accreditation.

SERVICES PROVIDED

In partnership with Menasha area residents, businesses, and health systems the Menasha Health Department Prevention Program completes community health assessments and plans as required by the Wisconsin Statutes 251.05(3) and DHS 140.06.

In partnership with Menasha area residents, businesses, health systems and City departments, the Menasha Health Department Prevention Program promotes outdoor physical activity and nutrition and other priorities as identified by community health assessments.

2021 ACCOMPLISHMENTS

Due to the COVID-19 Public Health Emergency, most resources from this grant program have been redirected to response efforts.

- The Public Health Educator performed key informant interviews to inform the next Community Health Assessment, in coordination with the Fox Valley Community Health Improvement Coalition.
- Participated in the second year of the Results Based Accountability pilot program, coordinated by WI DHS.

2022 OBJECTIVES

- Continue coordination with the Fox Valley Community Health Improvement Coalition to collect data for the next Community Health Assessment as required by State Statute.
- Utilize the Results Based Accountability framework to conduct performance management activities.

MAJOR CHANGES FROM 2021 BUDGET

None.

FUNDING SOURCES	2021 FUNDING	2022 FUNDING
TAXES	$0.00	$0.00
SPECIAL ASSESSMENTS	$0.00	$0.00
INTERGOV REVENUE	$0.00	$0.00
LICENSES & PERMITS	$0.00	$0.00
FINES & FORFEITS	$0.00	$0.00
PUBLIC CHARGES	$0.00	$0.00
MISCELLANEOUS	$0.00	$0.00
TOTAL	$0.00	$0.00

POSITION TITLE	2021 # OF FTE'S	2022 # OF FTE'S
Public Health Educator	0.05	0.05
TOTAL	0.05	0.05

ACCOUNT NUMBER	ACCOUNT DESCRIPTION	2020 ACTUAL	2021 ADJUSTED BUDGET	2021 YEAR TO DATE ACTUAL	2021 YEAR END PROJECTION	2022 ADOPTED BUDGET
General Fund						
	Prevention Program					
100-0906-531.10-01	Wages	1,042	3,285	3,468	3,285	3,091
100-0906-531.10-03	Overtime/Doubletime	8	0	12	12	0
100-0906-531.15-01	Health	88	335	341	335	342
100-0906-531.15-02	Life	1	2	2	2	2
100-0906-531.15-03	Dental	9	23	27	23	23
100-0906-531.15-04	Retirement	70	222	235	222	201
100-0906-531.15-05	FICA	79	249	264	249	236
100-0906-531.15-07	Vision	1	3	3	3	3
100-0906-531.15-08	Workers Comp	39	126	126	126	112
100-0906-531.15-10	Banked Sick Leave	12	32	35	32	31
100-0906-531.15-11	HRA Funding	0	0	21	5	25
100-0906-531.30-18	Department	0	393	10	376	604
100-0906-531.99-98	Adjustment/Transfer	4,779	0	0	0	0
*	Prevention Program	6,128	4,670	4,544	4,670	4,670
**	General Fund	6,128	4,670	4,544	4,670	4,670

CITY OF MENASHA 2022 OPERATIONS BUDGET	FUND General Fund	BUDGET NAME COVID Tracing/Detection	PREPARED BY Kristine Hutter
	FUNCTION Health and Human Servi	BUDGET NUMBER 100-0907-531	DATE 9/20/2021

RESPONSIBILITIES

Grant funds support staffing and resources to conduct COVID-19 disease investigation and contact tracing at the highest level possible for current disease incidence levels. Funds also support activities related to COVID-19 testing and epidemiologic surveillance.

SERVICES PROVIDED

- Disease investigators/contact tracers followed up with laboratory confirmed and probable cases of COVID-19 once positive test results were received in the Wisconsin Electronic Disease Surveillance System (WEDSS).
- Staff advised residents on appropriate quarantine and isolation periods.

2021 ACCOMPLISHMENTS

- Staff conducted thorough and timely COVID-19 disease investigation and contact tracing interviews and provided education to residents to help slow the spread of the disease.

2022 OBJECTIVES

- Maintain the ability to conduct thorough and timely COVID-19 disease investigation and contact tracing.

MAJOR CHANGES FROM 2021 BUDGET

FUNDING SOURCES	2021 FUNDING	2022 FUNDING
TAXES	$0.00	$0.00
SPECIAL ASSESSMENTS	$0.00	$0.00
INTERGOV REVENUE	$0.00	$0.00
LICENSES & PERMITS	$0.00	$0.00
FINES & FORFEITS	$0.00	$0.00
PUBLIC CHARGES	$0.00	$0.00
MISCELLANEOUS	$0.00	$0.00
TOTAL	$0.00	$0.00

ACCOUNT NUMBER	ACCOUNT DESCRIPTION	2020 ACTUAL	2021 ADJUSTED BUDGET	2021 YEAR TO DATE ACTUAL	2021 YEAR END PROJECTION	2022 ADOPTED BUDGET
General Fund						
	COVID Tracing/Detection					
100-0907-531.10-01	Wages	1,087	0	30,408	15,006	48,142
100-0907-531.10-02	Salaries	0	0	1,394	0	0
100-0907-531.10-03	Overtime/Doubletime	0	0	1,140	61	0
100-0907-531.10-08	Wages-Temp Help	25,303	0	66,091	65,080	45,000
100-0907-531.15-01	Health	0	0	1,747	0	0
100-0907-531.15-02	Life	0	0	77	0	0
100-0907-531.15-03	Dental	0	0	155	0	0
100-0907-531.15-04	Retirement	408	0	4,371	2,948	6,400
100-0907-531.15-05	FICA	2,019	0	7,575	6,000	7,000
100-0907-531.15-07	Vision	0	0	1	0	0
100-0907-531.15-08	Workers Comp	50	0	1,648	1,200	1,830
100-0907-531.15-10	Banked Sick Leave	0	0	150	0	0
100-0907-531.15-11	HRA Funding	0	0	136	0	0
100-0907-531.30-12	Computer & Technology	0	0	1,087	0	0
100-0907-531.30-15	Tools & Equipment	0	0	79	0	0
100-0907-531.30-18	Department	2,997	0	9,587	8,000	10,000
100-0907-531.32-01	Dues/Memberships/Licenses	0	0	725	0	0
100-0907-531.99-98	Adjustment/Transfer	118,773	0	0	0	0
*	COVID Tracing/Detection	150,637	0	126,371	98,295	118,372
**	General Fund	150,637	0	126,371	98,295	118,372

CITY OF MENASHA 2022 OPERATIONS BUDGET	FUND General Fund	BUDGET NAME School Health Aides	PREPARED BY Kristine Hutter
	FUNCTION Health and Human Servi	BUDGET NUMBER 100-0908-531	DATE 9/20/2021

RESPONSIBILITIES

Due to the COVID-19 Public Health Emergency, all health aides have been trained as contact tracers, useful to limit the spread of COVID-19 in schools and the community.
Under the direction of the public health (school) nurse, the school health aides provide health-related services for school-aged children, including distributing medications to students over the lunch period.

SERVICES PROVIDED

Due to the COVID-19 Public Health Emergency, all health aides have been trained to complete contact tracing, a useful service to the schools and community. The health aides also assist in coordinating the school based COVID-19 testing program.

School health aides work in the schools primarily during the lunch hour distributing medications and providing other health related services to students.

2021 ACCOMPLISHMENTS

- Conduct follow up for students who have tested positive for COVID-19 or who have been exposed and maintain accurate records.
- Navigated the new school based COVID-19 testing program to provide convenient and reliable testing for MJSD students and staff.
- Provide needed health related services to students.
- Provided annual training for all school health aides.

2022 OBJECTIVES

- Continue school health aide services.
- Maintain school health aide annual training.

MAJOR CHANGES FROM 2021 BUDGET

None.
School health aides continue to be integrated into COVID-19 Public Health Emergency response.

FUNDING SOURCES	2021 FUNDING	2022 FUNDING
TAXES	$0.00	$0.00
SPECIAL ASSESSMENTS	$0.00	$0.00
INTERGOV REVENUE	$0.00	$0.00
LICENSES & PERMITS	$0.00	$0.00
FINES & FORFEITS	$0.00	$0.00
PUBLIC CHARGES	$0.00	$0.00
MISCELLANEOUS	$0.00	$0.00
TOTAL	$0.00	$0.00

POSITION TITLE	2021 # OF FTE'S	2022 # OF FTE'S
School Health Aides	1.38	1.38
TOTAL	1.38	1.38

ACCOUNT NUMBER	ACCOUNT DESCRIPTION	2020 ACTUAL	2021 ADJUSTED BUDGET	2021 YEAR TO DATE ACTUAL	2021 YEAR END PROJECTION	2022 ADOPTED BUDGET
General Fund						
	School Health Aides					
100-0908-531.10-08	Wages-Temp Help	39,908	33,016	53,947	54,835	33,587
100-0908-531.15-05	FICA	2,999	2,526	4,127	4,201	2,569
100-0908-531.15-08	Workers Comp	1,508	1,271	1,946	1,962	1,213
100-0908-531.30-18	Department	3	50	0	50	50
100-0908-531.34-02	Registrations	0	75	0	75	75
*	School Health Aides	44,418	36,938	60,020	61,123	37,494
**	General Fund	44,418	36,938	60,020	61,123	37,494

CITY OF MENASHA 2022 OPERATIONS BUDGET	FUND General Fund	BUDGET NAME Dental Program	PREPARED BY Kristine Hutter
	FUNCTION Health and Human Servi	BUDGET NUMBER 100-0909-531	DATE 9/20/2021

RESPONSIBILITIES

This is a United Way grant funded program that, along with the Dental Sealant Program, prevents tooth decay, the most common chronic disease in children. This program serves preschool and school-aged children in the Menasha School District.

SERVICES PROVIDED

Menasha Healthy Smiles services include:

- Oral Health Education
- Oral Health Screenings
- Topical Fluoride Application
- Classroom Oral Health Education
- Parent follow up and referral for treatment and emergency conditions.

2021 ACCOMPLISHMENTS

2020-2021 School Year Accomplishments

Dental Screenings

- 310 children had oral screenings (daycare, preschool and elementary, middle school, high school).

Fluoride Varnish Application

- With parental permission, 384 fluoride varnish applications were provided to students in the Menasha schools, Head Start program, Menasha Parks and Recreation "Tiny Tots" program, Salvation Army Children's Learning Center, and UWO Fox Cities' Children's Center.

Grant Funding Application

- Successfully approved for admission as a United Way of the Fox Cities grantee.

Maintained a dental consultation and referral network with Menasha private dental practices, Tri-County Community Dental Clinic, and Partnership Community Health Center.

Dental services were limited during the 2020-2021 school year due to the COVID-19 Public Health Emergency. Additional services will resume as COVID-19 activity levels allow for in-person learning and the safe provision of services.

2022 OBJECTIVES

- Offer screening, topical fluoride varnish application, referral, oral health education, school and community outreach to children and families in the Menasha Joint School District.
- Strengthen the dental consultation and referral network.
- Evaluate the cost effectiveness of this prevention program.
- Apply for continued program funding.
- Record and evaluate data to guide continuous quality improvement.

CITY OF MENASHA 2022 OPERATIONS BUDGET	FUND General Fund	BUDGET NAME Dental Program	PREPARED BY Kristine Hutter
	FUNCTION Health and Human Servi	BUDGET NUMBER 100-0909-531	DATE 9/20/2021

- Implement results based accountability.

MAJOR CHANGES FROM 2021 BUDGET

None

FUNDING SOURCES	2021 FUNDING	2022 FUNDING
TAXES	$0.00	$0.00
SPECIAL ASSESSMENTS	$0.00	$0.00
INTERGOV REVENUE	$0.00	$0.00
LICENSES & PERMITS	$0.00	$0.00
FINES & FORFEITS	$0.00	$0.00
PUBLIC CHARGES	$0.00	$0.00
MISCELLANEOUS	$0.00	$0.00
TOTAL	$0.00	$0.00

POSITION TITLE	2021 # OF FTE'S	2022 # OF FTE'S
Dental Assistant	0.14	0.14
PH Dental Hygienist	0.50	0.50
Public Health Educator	0.05	0.04
TOTAL	0.69	0.68

ACCOUNT NUMBER	ACCOUNT DESCRIPTION	2020 ACTUAL	2021 ADJUSTED BUDGET	2021 YEAR TO DATE ACTUAL	2021 YEAR END PROJECTION	2022 ADOPTED BUDGET
General Fund						
Dental Program						
100-0909-531.10-01	Wages	28,816	36,212	37,542	36,085	36,799
100-0909-531.10-03	Overtime/Doubletime	11	0	12	12	0
100-0909-531.15-01	Health	5,360	7,076	6,717	7,060	7,119
100-0909-531.15-02	Life	64	96	104	90	105
100-0909-531.15-03	Dental	535	642	686	630	638
100-0909-531.15-04	Retirement	1,915	2,396	2,534	2,376	2,345
100-0909-531.15-05	FICA	2,162	2,704	2,815	2,684	2,790
100-0909-531.15-07	Vision	51	60	59	55	57
100-0909-531.15-08	Workers Comp	1,087	1,394	1,207	1,370	1,329
100-0909-531.15-10	Banked Sick Leave	297	353	374	345	359
100-0909-531.15-11	HRA Funding	0	0	492	518	636
100-0909-531.30-11	Postage	18	0	0	0	0
100-0909-531.30-18	Department	1,756	1,000	1,000	1,000	1,500
100-0909-531.32-01	Dues/Memberships/Licenses	0	0	61	0	0
100-0909-531.33-01	Mileage	0	80	0	60	80
100-0909-531.33-02	Registrations	0	75	0	62	75
100-0909-531.99-98	Adjustment/Transfer	8,377	0	0	0	0
*	Dental Program	50,449	52,088	53,603	52,347	53,832
**	General Fund	50,449	52,088	53,603	52,347	53,832

THIS PAGE IS INTENTIONALLY LEFT BLANK

CITY OF MENASHA 2022 OPERATIONS BUDGET	FUND General Fund	BUDGET NAME Communicable Disease	PREPARED BY Kristine Hutter
	FUNCTION Health and Human Servi	BUDGET NUMBER 100-0910-531	DATE 9/20/2021

RESPONSIBILITIES

This program assists MHD in disease surveillance, contact tracing, staff development and training, improving communication among health care professionals, public education and outreach, and other infection control measures as required under Wisconsin Statutes.

SERVICES PROVIDED

- Public education and outreach regarding communicable diseases through health department social media and website.
- Communicable disease surveillance and follow up.

2021 ACCOMPLISHMENTS

- Conducted disease investigation and contact tracing for communicable disease cases.
- Developed public communications and social media outreach for communicable diseases (notably COVID-19 and influenza).

2022 OBJECTIVES

- Conduct communicable disease activities.
- Develop social media and other forms of communicable disease prevention messages.

MAJOR CHANGES FROM 2021 BUDGET

None

FUNDING SOURCES	2021 FUNDING	2022 FUNDING
TAXES	$0.00	$0.00
SPECIAL ASSESSMENTS	$0.00	$0.00
INTERGOV REVENUE	$0.00	$0.00
LICENSES & PERMITS	$0.00	$0.00
FINES & FORFEITS	$0.00	$0.00
PUBLIC CHARGES	$0.00	$0.00
MISCELLANEOUS	$0.00	$0.00
TOTAL	$0.00	$0.00

POSITION TITLE	2021 # OF FTE'S	2022 # OF FTE'S
Public Health Educator	0.04	0.04
TOTAL	0.04	0.04

ACCOUNT NUMBER	ACCOUNT DESCRIPTION	2020 ACTUAL	2021 ADJUSTED BUDGET	2021 YEAR TO DATE ACTUAL	2021 YEAR END PROJECTION	2022 ADOPTED BUDGET
General Fund						
	Communicable Diseases					
100-0910-531.10-01	Wages	725	2,628	2,396	2,550	2,473
100-0910-531.10-03	Overtime/Doubletime	7	0	9	9	0
100-0910-531.15-01	Health	70	270	215	240	273
100-0910-531.15-02	Life	0	2	2	2	2
100-0910-531.15-03	Dental	5	19	17	14	19
100-0910-531.15-04	Retirement	49	177	162	150	161
100-0910-531.15-05	FICA	55	199	183	170	189
100-0910-531.15-07	Vision	1	2	2	2	2
100-0910-531.15-08	Workers Comp	27	101	86	87	89
100-0910-531.15-10	Banked Sick Leave	8	26	24	21	25
100-0910-531.15-11	HRA Funding	0	0	13	4	20
100-0910-531.30-10	Office	0	76	0	51	47
100-0910-531.99-98	Adjustment/Transfer	2,353	0	0	0	0
*	Communicable Diseases	3,300	3,500	3,109	3,300	3,300
**	General Fund	3,300	3,500	3,109	3,300	3,300

ACCOUNT NUMBER	ACCOUNT DESCRIPTION	2020 ACTUAL	2021 ADJUSTED BUDGET	2021 YEAR TO DATE ACTUAL	2021 YEAR END PROJECTION	2022 ADOPTED BUDGET
General Fund						
	Lead-free Delivery Grant					
100-0911-531.21-05	Medical	750	0	0	0	0
100-0911-531.30-18	Department	187	0	0	0	0
100-0911-531.80-05	Computer Equipment	0	0	5,168	5,168	0
100-0911-531.99-98	Adjustment/Transfer	629	0	0	0	0
*	Lead-free Delivery Grant	1,566	0	5,168	5,168	0
**	General Fund	1,566	0	5,168	5,168	0

THIS PAGE IS INTENTIONALLY LEFT BLANK

CITY OF MENASHA 2022 OPERATIONS BUDGET	FUND General Fund	BUDGET NAME PHEP Workforce Grant	PREPARED BY Kristine Hutter
	FUNCTION Health and Human Servi	BUDGET NUMBER 100-0912-531	DATE

RESPONSIBILITIES

Grant funding supports recruitment, hiring, and training personnel to address projected jurisdictional COVID-19 response needs.

SERVICES PROVIDED

2021 ACCOMPLISHMENTS

2022 OBJECTIVES

- Recruit, hire, and train staff to support COVID-19 prevention, preparedness, response, and recovery initiatives.

MAJOR CHANGES FROM 2021 BUDGET

New funding.

FUNDING SOURCES	2021 FUNDING	2022 FUNDING
TAXES	$0.00	$0.00
SPECIAL ASSESSMENTS	$0.00	$0.00
INTERGOV REVENUE	$0.00	$0.00
LICENSES & PERMITS	$0.00	$0.00
FINES & FORFEITS	$0.00	$0.00
PUBLIC CHARGES	$0.00	$0.00
MISCELLANEOUS	$0.00	$0.00
TOTAL	$0.00	$0.00

ACCOUNT NUMBER	ACCOUNT DESCRIPTION	2020 ACTUAL	2021 ADJUSTED BUDGET	2021 YEAR TO DATE ACTUAL	2021 YEAR END PROJECTION	2022 ADOPTED BUDGET
General Fund						
	PHEP Workforce Grant					
100-0912-531.10-01	Wages	0	0	0	0	37,000
100-0912-531.15-05	FICA	0	0	0	0	2,800
100-0912-531.15-08	Workers Comp	0	0	0	0	1,300
100-0912-531.30-18	Department	0	0	0	0	500
100-0912-531.33-01	Mileage	0	0	0	0	250
100-0912-531.34-01	Mileage	0	0	0	0	250
100-0912-531.34-02	Registrations	0	0	0	0	1,000
100-0912-531.34-03	Lodging/Meals	0	0	0	0	600
100-0912-531.34-04	Other Expenses	0	0	0	0	300
*	PHEP Workforce Grant	0	0	0	0	44,000
**	General Fund	0	0	0	0	44,000

CITY OF MENASHA 2022 OPERATIONS BUDGET	FUND General Fund	BUDGET NAME Lead Prevention Grant	PREPARED BY Kristine Hutter
	FUNCTION Health and Human Servi	BUDGET NUMBER 100-0913-531	DATE 9/20/2021

RESPONSIBILITIES

This is a grant funded program to provide case management services to families with a possible lead poisoned child.

SERVICES PROVIDED

- Review all blood lead level (BLL) reports from the Sate Laboratory of Hygiene and medical providers.
- Provide information and offer technical assistance in accordance with federal and state guidance.
- Coordinate with parents and medical providers as indicated by BLL reports.
- Provide home visits and assist with lead hazard investigations as indicated by reports.

2021 ACCOMPLISHMENTS

- Reviewed all reports sent from the State Laboratory of Hygiene.
- Provided information and offered technical assistance to families whose child's blood lead level was between 5mcg – 10 mcg.
- Provided home visits and lead hazard investigations as indicated.

2022 OBJECTIVES

- Attend the statewide Childhood Lead Poisoning Prevention Conference as offered.
- Provide case management services to families with a possible lead poisoned child in accordance with federal and state guidance.

MAJOR CHANGES FROM 2021 BUDGET

None

FUNDING SOURCES	2021 FUNDING	2022 FUNDING
TAXES	$0.00	$0.00
SPECIAL ASSESSMENTS	$0.00	$0.00
INTERGOV REVENUE	$0.00	$0.00
LICENSES & PERMITS	$0.00	$0.00
FINES & FORFEITS	$0.00	$0.00
PUBLIC CHARGES	$0.00	$0.00
MISCELLANEOUS	$0.00	$0.00
TOTAL	$0.00	$0.00

POSITION TITLE	2021 # OF FTE'S	2022 # OF FTE'S
Public Health Nurse	0.04	0.04
TOTAL	0.04	0.04

ACCOUNT NUMBER	ACCOUNT DESCRIPTION	2020 ACTUAL	2021 ADJUSTED BUDGET	2021 YEAR TO DATE ACTUAL	2021 YEAR END PROJECTION	2022 ADOPTED BUDGET
General Fund						
	Lead Prevention Grant					
100-0913-531.10-01	Wages	1,379	2,593	2,371	2,362	2,335
100-0913-531.10-03	Overtime/Doubletime	0	0	0	12	0
100-0913-531.15-02	Life	1	2	2	2	2
100-0913-531.15-03	Dental	22	48	58	22	51
100-0913-531.15-04	Retirement	93	175	160	159	151
100-0913-531.15-05	FICA	104	195	178	181	179
100-0913-531.15-08	Workers Comp	52	100	85	85	84
100-0913-531.15-10	Banked Sick Leave	14	26	23	24	24
100-0913-531.30-18	Department	0	50	0	16	37
100-0913-531.99-98	Adjustment/Transfer	1,296	0	0	0	0
*	Lead Prevention Grant	2,961	3,189	2,877	2,863	2,863
**	General Fund	2,961	3,189	2,877	2,863	2,863

CITY OF MENASHA 2022 OPERATIONS BUDGET	FUND General Fund	BUDGET NAME Immunization Grant	PREPARED BY Kristine Hutter
	FUNCTION Health and Human Servi	BUDGET NUMBER 100-0914-531	DATE 9/20/2021

RESPONSIBILITIES

This is a grant funded program to assure infants 24 months of age are up to date on recommended vaccines.

SERVICES PROVIDED

- Participate in the Sate Vaccine for Children Program
- Offer monthly vaccine clinks
- Promote childhood vaccinations to prevent communicable diseases
- Support the Annual Influenza Vaccine Clinic
- Enter vaccines in the Wisconsin Immunization Registry

2021 ACCOMPLISHMENTS

- Notified families of recommended vaccination for infants 24 months of age.
- Offered monthly vaccine clinics to families.
- Supported Annual Influenza Vaccine Clinic

2022 OBJECTIVES

- Notified families of recommended vaccination for infants 24 months of age.
- Offered monthly vaccine clinics to families.
- Meet or exceed 2021 benchmark of children residing in Menasha Health Department jurisdiction who turn 24 months of age and complete recommended vaccines.

MAJOR CHANGES FROM 2021 BUDGET

None

FUNDING SOURCES	2021 FUNDING	2022 FUNDING
TAXES	$0.00	$0.00
SPECIAL ASSESSMENTS	$0.00	$0.00
INTERGOV REVENUE	$0.00	$0.00
LICENSES & PERMITS	$0.00	$0.00
FINES & FORFEITS	$0.00	$0.00
PUBLIC CHARGES	$0.00	$0.00
MISCELLANEOUS	$0.00	$0.00
TOTAL	$0.00	$0.00

POSITION TITLE	2021 # OF FTE'S	2022 # OF FTE'S
Public Health Nurse	0.11	0.10
TOTAL	0.11	0.10

ACCOUNT NUMBER	ACCOUNT DESCRIPTION	2020 ACTUAL	2021 ADJUSTED BUDGET	2021 YEAR TO DATE ACTUAL	2021 YEAR END PROJECTION	2022 ADOPTED BUDGET
General Fund						
	Immunization Grant					
100-0914-531.10-01	Wages	4,081	6,890	6,003	6,003	6,673
100-0914-531.10-03	Overtime/Doubletime	0	0	35	50	0
100-0914-531.15-01	Health	322	606	607	584	569
100-0914-531.15-04	Retirement	201	465	405	408	430
100-0914-531.15-05	FICA	291	484	431	459	510
100-0914-531.15-07	Vision	10	15	14	7	13
100-0914-531.15-08	Workers Comp	151	265	217	228	239
100-0914-531.15-10	Banked Sick Leave	42	69	60	60	66
100-0914-531.15-11	HRA Funding	0	0	40	28	76
100-0914-531.30-18	Department	922	0	0	0	0
100-0914-531.99-98	Adjustment/Transfer	2,337	0	0	0	0
*	Immunization Grant	8,357	8,794	7,812	7,827	8,576
**	General Fund	8,357	8,794	7,812	7,827	8,576

CITY OF MENASHA 2022 OPERATIONS BUDGET	FUND General Fund	BUDGET NAME Maternal Child Health	PREPARED BY Kristine Hutter
	FUNCTION Health and Human Servi	BUDGET NUMBER 100-0915-531	DATE 9/20/2021

RESPONSIBILITIES

This is a grant funded program to provide community based services for early childhood in partnership with other local agencies that work specifically with mothers and early childhood populations such as daycares and workplaces.

SERVICES PROVIDED

- Promote and provide technical assistance to childcare centers and businesses (workplaces) implementing breastfeeding friendly practices.

2021 ACCOMPLISHMENTS

- Grant resources have been redirected to COVID-19 Public Health Emergency response.
- Staff attended meetings of the Breastfeeding Alliance of Northeast Wisconsin (BFAN).
- Staff virtually attended the Maternal and Child Health Summit.

2022 OBJECTIVES

- Work with coalitions and partners to support maternal and child health in the community, region and state.
- Assist workplaces to become breastfeeding friendly worksites.
- Assist childcare centers in maintain breastfeeding friendly designation.

MAJOR CHANGES FROM 2021 BUDGET

The 2022 funding award for this program is about $5,000 less than the 2021 funding award.

FUNDING SOURCES	2021 FUNDING	2022 FUNDING
TAXES	$0.00	$0.00
SPECIAL ASSESSMENTS	$0.00	$0.00
INTERGOV REVENUE	$0.00	$0.00
LICENSES & PERMITS	$0.00	$0.00
FINES & FORFEITS	$0.00	$0.00
PUBLIC CHARGES	$0.00	$0.00
MISCELLANEOUS	$0.00	$0.00
TOTAL	$0.00	$0.00

POSITION TITLE	2021 # OF FTE'S	2022 # OF FTE'S
Public Health Educator	0.18	0.12
TOTAL	0.18	0.12

ACCOUNT NUMBER	ACCOUNT DESCRIPTION	2020 ACTUAL	2021 ADJUSTED BUDGET	2021 YEAR TO DATE ACTUAL	2021 YEAR END PROJECTION	2022 ADOPTED BUDGET
General Fund						
	Maternal Child Health					
100-0915-531.10-01	Wages	3,264	11,827	12,604	11,827	7,026
100-0915-531.10-03	Overtime/Doubletime	29	0	42	42	0
100-0915-531.15-01	Health	315	1,216	1,159	1,216	826
100-0915-531.15-02	Life	2	8	7	8	5
100-0915-531.15-03	Dental	24	84	95	84	53
100-0915-531.15-04	Retirement	219	798	852	798	445
100-0915-531.15-05	FICA	247	896	959	896	537
100-0915-531.15-07	Vision	3	10	10	10	6
100-0915-531.15-08	Workers Comp	122	455	456	455	253
100-0915-531.15-10	Banked Sick Leave	37	117	126	117	70
100-0915-531.15-11	HRA Funding	0	0	65	17	88
100-0915-531.30-18	Department	0	500	0	500	300
100-0915-531.32-01	Dues/Memberships/Licenses	0	200	0	200	100
100-0915-531.33-01	Mileage	0	200	0	187	143
100-0915-531.34-02	Registrations	0	125	0	0	125
100-0915-531.34-03	Lodging/Meals	0	50	0	0	50
100-0915-531.99-98	Adjustment/Transfer	7,296	0	0	0	0
*	Maternal Child Health	11,558	16,486	16,375	16,357	10,027
**	General Fund	11,558	16,486	16,375	16,357	10,027

CITY OF MENASHA 2022 OPERATIONS BUDGET	FUND General Fund	BUDGET NAME Dental Sealant Program	PREPARED BY Kristine Hutter
	FUNCTION Health and Human Servi	BUDGET NUMBER 100-0916-531	DATE 9/20/2021

RESPONSIBILITIES

This program is supported by Seal a Smile grant funds, (administered by the Children's Health Alliance of Wisconsin), and Medical Assistance reimbursement. The Dental Sealant Program, along with the Dental Program, prevents tooth decay, the most common chronic disease in children. This program serves school-aged children in the Menasha School District. With parental permission, services include: dental screening, dental sealants, and topical fluoride applications, parent follow up and referral for treatment needs.

SERVICES PROVIDED

Services Include:

- Dental screening
- Dental sealants and fluoride varnish application
- Oral hygiene education
- Referral and coordination with parents of children have treatment needs.

2021 ACCOMPLISHMENTS

2020-21 School Year Accomplishments

- Successfully competed and was awarded a Wisconsin Seal a Smile grant.
- Distributed parental permission to all students in the Menasha School District.
- 96 children received dental screening.
- 96 children received individual oral hygiene instructions.
- 96 children received fluoride varnish applications.
- Maintained a dental referral network of private practice dentists; Tri County Community Dental Clinic and Partnership Community Health Center.
- Virtually attended the Wisconsin Seal A Smile annual conference.

2022 OBJECTIVES

- Promote the Menasha Seal a Smile program to improve participation.
- Continue to offer dental screenings, sealants and fluoride treatments by parental permission for all children in the Menasha School District.
- Continue to provide individual oral hygiene instructions.
- Maintain and strengthen dental consultation and referral network.
- Apply for annual funding.
- Record and evaluate data for continuous quality improvement.
- Attend the Wisconsin Seal A Smile annual conference.

MAJOR CHANGES FROM 2021 BUDGET

None.

CITY OF MENASHA
2022 OPERATIONS BUDGET

FUND	BUDGET NAME	PREPARED BY
General Fund	Dental Sealant Program	Kristine Hutter
FUNCTION	**BUDGET NUMBER**	**DATE**
Health and Human Servi	100-0916-531	9/20/2021

FUNDING SOURCES	2021 FUNDING	2022 FUNDING
TAXES	$0.00	$0.00
SPECIAL ASSESSMENTS	$0.00	$0.00
INTERGOV REVENUE	$0.00	$0.00
LICENSES & PERMITS	$0.00	$0.00
FINES & FORFEITS	$0.00	$0.00
PUBLIC CHARGES	$0.00	$0.00
MISCELLANEOUS	$0.00	$0.00
TOTAL	$0.00	$0.00

POSITION TITLE	2021 # OF FTE'S	2022 # OF FTE'S
PH Dental Hygienist	0.13	0.13
TOTAL	0.13	0.13

ACCOUNT NUMBER	ACCOUNT DESCRIPTION	2020 ACTUAL	2021 ADJUSTED BUDGET	2021 YEAR TO DATE ACTUAL	2021 YEAR END PROJECTION	2022 ADOPTED BUDGET
General Fund						
	Dental Sealant Program					
100-0916-531.10-01	Wages	4,343	8,374	7,597	8,374	8,735
100-0916-531.15-01	Health	800	1,752	1,286	1,752	1,780
100-0916-531.15-02	Life	8	24	21	24	27
100-0916-531.15-03	Dental	80	161	138	161	161
100-0916-531.15-04	Retirement	250	565	512	565	568
100-0916-531.15-05	FICA	325	624	569	624	662
100-0916-531.15-07	Vision	8	15	11	15	14
100-0916-531.15-08	Workers Comp	163	322	274	322	315
100-0916-531.15-10	Banked Sick Leave	40	83	75	83	87
100-0916-531.15-11	HRA Funding	0	0	91	31	114
100-0916-531.30-18	Department	793	1,200	931	849	1,200
100-0916-531.32-01	Dues/Memberships/Licenses	0	0	61	0	0
100-0916-531.33-01	Mileage	0	0	219	320	100
*	Dental Sealant Program	6,810	13,120	11,785	13,120	13,763
**	General Fund	6,810	13,120	11,785	13,120	13,763

THIS PAGE IS INTENTIONALLY LEFT BLANK

CITY OF MENASHA 2022 OPERATIONS BUDGET	FUND General Fund	BUDGET NAME Opioid Grant	PREPARED BY Kristine Hutter
	FUNCTION Health and Human Servi	BUDGET NUMBER 100-0917-531	DATE 9/20/2021

RESPONSIBILITIES

The Overdose Data to Action (OD2A) grant is funded by the Department of Health Services, Division of Public Health. This grant supports the Menasha Community Addiction Assistance Program.

SERVICES PROVIDED

The Opioid Crisis Response grant program is a collaboration between Neenah-Menasha Fire Rescue; Menasha Police Department; Menasha Health Department; Unity Recovery Services; Gold Cross Ambulance Services; and Cities and Villages Mutual Insurance Company (CVMIC).

Services:

- Develop the Menasha Community Addiction Assistance (MCAAP) Program to assist individuals and families who are affected by substance use.
- Link community residents experiencing substance use challenges to a recovery coach and community resources.

2021 ACCOMPLISHMENTS

Further developed the Menasha Community Addiction Assistance Program (MCAAP) in cooperation with the Menasha Health, Police, Fire and Rescue, Library, Gold Cross Ambulance Services, and Unity Recovery and the PRISM team.

2022 OBJECTIVES

- Continue into Year 3 of the OD2A grant funding.
- Strengthen all aspects of the Menasha Community Addiction Assistance Program.
- Enhance data evaluation and report on the program's success.

MAJOR CHANGES FROM 2021 BUDGET

None.

FUNDING SOURCES	2021 FUNDING	2022 FUNDING
TAXES	$0.00	$0.00
SPECIAL ASSESSMENTS	$0.00	$0.00
INTERGOV REVENUE	$0.00	$0.00
LICENSES & PERMITS	$0.00	$0.00
FINES & FORFEITS	$0.00	$0.00
PUBLIC CHARGES	$0.00	$0.00
MISCELLANEOUS	$0.00	$0.00
TOTAL	$0.00	$0.00

POSITION TITLE	2021 # OF FTE'S	2022 # OF FTE'S
Public Health Nurse	0.03	0.03
Public Health Educator	0.08	0.08
TOTAL	0.11	0.11

ACCOUNT NUMBER	ACCOUNT DESCRIPTION	2020 ACTUAL	2021 ADJUSTED BUDGET	2021 YEAR TO DATE ACTUAL	2021 YEAR END PROJECTION	2022 ADOPTED BUDGET
General Fund						
Opioid Grant						
100-0917-531.10-01	Wages	0	0	5,992	6,004	6,682
100-0917-531.10-03	Overtime/Doubletime	0	0	32	32	0
100-0917-531.15-01	Health	0	0	844	1,010	1,146
100-0917-531.15-02	Life	0	0	13	20	17
100-0917-531.15-03	Dental	0	0	62	66	68
100-0917-531.15-04	Retirement	0	0	406	407	434
100-0917-531.15-05	FICA	0	0	454	454	509
100-0917-531.15-07	Vision	0	0	7	8	8
100-0917-531.15-08	Workers Comp	0	0	207	208	241
100-0917-531.15-10	Banked Sick Leave	0	0	60	60	67
100-0917-531.15-11	HRA Funding	0	0	48	14	79
100-0917-531.21-05	Medical	1,600	8,000	0	0	17,647
100-0917-531.21-06	Management	27,840	50,982	81,668	59,000	57,000
100-0917-531.30-18	Department	0	7,615	0	814	160
100-0917-531.34-02	Registrations	0	750	0	0	212
100-0917-531.34-03	Lodging/Meals	0	750	0	0	730
100-0917-531.99-98	Adjustment/Transfer	7,933	0	0	0	0
*	Opioid Grant	37,373	68,097	89,793	68,097	85,000
**	General Fund	37,373	68,097	89,793	68,097	85,000

CITY OF MENASHA 2022 OPERATIONS BUDGET	FUND General Fund	BUDGET NAME Bio-Terrorism	PREPARED BY Kristine Hutter
	FUNCTION Health and Human Servi	BUDGET NUMBER 100-0918-531	DATE 9/20/2021

RESPONSIBILITIES

This is a grant-funded program to maintain emergency preparedness.

SERVICES PROVIDED

- Maintain emergency preparedness and readiness to respond to public health emergencies.
- Manage the City of Menasha Influenza Vaccine Clinic as an emergency preparedness and response exercise.
- Coordinate and conduct public health emergency preparedness activities in cooperation with local emergency management, emergency medical services, and other emergency responders.
- Participate in the Region 6 Fox Valley Area Healthcare Emergency Readiness Coalition (HERC).
- Participate in the Northeast Wisconsin Public health Emergency Preparedness Consortium.

2021 ACCOMPLISHMENTS

- Leading COVID-19 Public Health Emergency response.
- Managed the Annual City of Menasha Influenza Vaccine Clinic, which is also an emergency preparedness exercise at the City Center at 100 Main Street.
- Maintained public health emergency preparedness training.
- Participated in the Region 6 Fox Valley Area Healthcare Emergency Readiness Coalition (HERC).
- Participated in Northeast Wisconsin Public Health Emergency Preparedness Consortium to coordinate emergency preparedness efforts.

2022 OBJECTIVES

- Continue to manage the City of Menasha COVID-19 response.
- Continue to manage the City of Menasha Influenza Vaccine Clinic as an emergency preparedness and response exercise.
- Maintain coordination and conduct public health emergency preparedness activities in cooperation with local emergency management, emergency medical services, and other emergency responders.
- Continue to participate in the Region 6 Fox Valley Area Healthcare Emergency Readiness Coalition (HERC).
- Continue to participate in the Northeast Wisconsin Public health Emergency Preparedness Consortium.
- Respond as requested to public health emergencies.

MAJOR CHANGES FROM 2021 BUDGET

None

ACCOUNT NUMBER	ACCOUNT DESCRIPTION	2020 ACTUAL	2021 ADJUSTED BUDGET	2021 YEAR TO DATE ACTUAL	2021 YEAR END PROJECTION	2022 ADOPTED BUDGET
General Fund						
Bio-Terrorism						
100-0918-531.10-01	Wages	12,152	22,933	20,121	20,360	19,774
100-0918-531.10-03	Overtime/Doubletime	515	0	70	70	0
100-0918-531.10-08	Wages-Temp Help	883	0	0	0	0
100-0918-531.15-01	Health	1,274	2,701	2,243	1,908	2,525
100-0918-531.15-02	Life	14	22	19	14	22
100-0918-531.15-03	Dental	110	201	188	145	185
100-0918-531.15-04	Retirement	814	1,548	1,360	1,382	1,279
100-0918-531.15-05	FICA	1,015	1,734	1,528	1,555	1,510
100-0918-531.15-07	Vision	12	23	20	17	20
100-0918-531.15-08	Workers Comp	493	883	738	739	714
100-0918-531.15-10	Banked Sick Leave	130	227	186	204	198
100-0918-531.15-11	HRA Funding	0	0	140	45	196
100-0918-531.21-06	Management	6,000	6,000	6,000	6,000	6,000
100-0918-531.30-10	Office	52	0	0	0	0
100-0918-531.30-11	Postage	114	0	0	0	0
100-0918-531.30-18	Department	593	0	0	0	16
100-0918-531.34-02	Registrations	225	0	0	0	0
100-0918-531.34-03	Lodging/Meals	635	0	0	0	0
100-0918-531.99-98	Adjustment/Transfer	40,942	0	0	0	0
*	Bio-Terrorism	65,973	36,272	32,613	32,439	32,439
**	General Fund	65,973	36,272	32,613	32,439	32,439

CITY OF MENASHA 2022 OPERATIONS BUDGET	FUND General Fund	BUDGET NAME Twenty-Four/Seven Cov	PREPARED BY Kristine Hutter
	FUNCTION Health and Human Servi	BUDGET NUMBER 100-0919-531	DATE 9/20/2021

RESPONSIBILITIES

This program is grant funded and provides staff with telephone and specialized equipment (e.g. i-Pad) to facilitate business communication.

SERVICES PROVIDED

2021 ACCOMPLISHMENTS

Provided staff with cell phones to facilitate business communication.

2022 OBJECTIVES

Provide Bioterrorism staff with upgraded telephones to facilitate business communication.

MAJOR CHANGES FROM 2021 BUDGET

None.

FUNDING SOURCES	2021 FUNDING	2022 FUNDING
TAXES	$0.00	$0.00
SPECIAL ASSESSMENTS	$0.00	$0.00
INTERGOV REVENUE	$0.00	$0.00
LICENSES & PERMITS	$0.00	$0.00
FINES & FORFEITS	$0.00	$0.00
PUBLIC CHARGES	$0.00	$0.00
MISCELLANEOUS	$0.00	$0.00
TOTAL	$0.00	$0.00

ACCOUNT NUMBER	ACCOUNT DESCRIPTION	2020 ACTUAL	2021 ADJUSTED BUDGET	2021 YEAR TO DATE ACTUAL	2021 YEAR END PROJECTION	2022 ADOPTED BUDGET
General Fund						
	Twenty-Four/Seven					
100-0919-531.10-01	Wages	259,324	0	0	0	0
100-0919-531.10-02	Salaries	70,591	0	0	0	0
100-0919-531.10-03	Overtime/Doubletime	17,609	0	0	0	0
100-0919-531.10-08	Wages-Temp Help	926	0	0	0	0
100-0919-531.15-01	Health	48,069	0	0	0	0
100-0919-531.15-02	Life	1,188	0	0	0	0
100-0919-531.15-03	Dental	4,314	0	0	0	0
100-0919-531.15-04	Retirement	22,884	0	0	0	0
100-0919-531.15-05	FICA	25,818	0	0	0	0
100-0919-531.15-07	Vision	475	0	0	0	0
100-0919-531.15-08	Workers Comp	12,002	0	0	0	0
100-0919-531.15-10	Banked Sick Leave	3,290	0	0	0	0
100-0919-531.22-01	Telephone	3,991	3,300	4,739	4,570	4,000
100-0919-531.99-98	Adjustment/Transfer	500,717-	0	0	0	0
*	Twenty-Four/Seven	30,236-	3,300	4,739	4,570	4,000
**	General Fund	30,236-	3,300	4,739	4,570	4,000

CITY OF MENASHA 2022 OPERATIONS BUDGET	FUND General Fund	BUDGET NAME Senior Center	PREPARED BY Kristine Hutter
	FUNCTION Health and Human Servi	BUDGET NUMBER 100-0920-531	DATE 9/20/2021

RESPONSIBILITIES

The Menasha Senior Center is fully accredited by the National Institute of Senior Centers. It is operated by the City of Menasha, in a partnership between the health department and the parks and recreation department. The Senior Center is supported in part, by a grant from Winnebago County.
Responsibilities include:

- Maintaining Menasha's state of the art Senior Center, where anyone 55 years and older, may engage in social, educational, and recreational activities.
- Offering Senior Center participants opportunities to pursue improved health, stronger economic security, enhanced well-being, and increased societal participation.
- Facilitating counseling services, information on available health, housing, financial, and other personal services.
- Promoting the Menasha Senior Center to individuals 55 years and older to increase awareness and participation in activities and services offered at the Senior Center.
- Convening the City of Menasha, Committee on Aging.

SERVICES PROVIDED

- Reopened the doors the Senior Center with limited hours beginning in mid-May 2021.
- Exercise classes
- Crafting activities
- Wellness Plus classes (as part of the Health Screening 60+ grant program) - Tai Chi and Healthy Living with Diabetes

2021 ACCOMPLISHMENTS

- Convened monthly Committee on Aging meetings.
- Publish and disseminated "The Chatter" to subscribers and made copies available in local businesses.
- Developed and continued innovative, alternative methods of reaching Senior Center participants during the COVID-19 Public Health Emergency.

2022 OBJECTIVES

- Develop collaborative partnerships to offer innovative programs.
- Maintain Winnebago County Senior Center grant to support Senior Center operations.
- Seek additional funding opportunities to support Senior Center operations and programs.
- Integrate the eight dimensions of wellness into program planning.
- Implement continuous quality improvement into program evaluation.
- Seek re-accreditation.

MAJOR CHANGES FROM 2021 BUDGET

None.

CITY OF MENASHA
2022 OPERATIONS BUDGET

FUND	BUDGET NAME	PREPARED BY
General Fund	Senior Center	Kristine Hutter
FUNCTION	**BUDGET NUMBER**	**DATE**
Health and Human Servi	100-0920-531	9/20/2021

FUNDING SOURCES	2021 FUNDING	2022 FUNDING
TAXES	$0.00	$0.00
SPECIAL ASSESSMENTS	$0.00	$0.00
INTERGOV REVENUE	$0.00	$0.00
LICENSES & PERMITS	$0.00	$0.00
FINES & FORFEITS	$0.00	$0.00
PUBLIC CHARGES	$0.00	$0.00
MISCELLANEOUS	$0.00	$0.00
TOTAL	$0.00	$0.00

POSITION TITLE	2021 # OF FTE'S	2022 # OF FTE'S
Senior Services Manager	0.00	0.00
Senior Center Clerk	0.00	0.00
TOTAL	0.00	0.00

ACCOUNT NUMBER	ACCOUNT DESCRIPTION	2020 ACTUAL	2021 ADJUSTED BUDGET	2021 YEAR TO DATE ACTUAL	2021 YEAR END PROJECTION	2022 ADOPTED BUDGET
General Fund						
Senior Center						
100-0920-531.10-01	Wages	32,195	46,101	28,041	27,474	46,023
100-0920-531.10-02	Salaries	9,079	15,557	12,862	12,516	16,934
100-0920-531.10-08	Wages-Temp Help	1,268	0	588	600	725
100-0920-531.15-01	Health	971	6,796	69	95	0
100-0920-531.15-02	Life	9	15	10	15	6
100-0920-531.15-03	Dental	72	372	315	350	372
100-0920-531.15-04	Retirement	1,599	4,857	1,165	1,195	1,101
100-0920-531.15-05	FICA	3,252	2,744	3,171	3,046	4,634
100-0920-531.15-07	Vision	8	45	1	1	0
100-0920-531.15-08	Workers Comp	155	1,756	547	544	699
100-0920-531.15-10	Banked Sick Leave	91	169	130	130	168
100-0920-531.15-11	HRA Funding	0	0	5	0	0
100-0920-531.20-01	Janitorial	4,145	5,730	2,940	3,000	6,000
100-0920-531.20-05	Programming	0	0	335	0	0
100-0920-531.20-07	Pest Control	318	330	380	330	330
100-0920-531.21-06	Management	7,000	0	0	0	0
100-0920-531.22-01	Telephone	57	60	57	60	60
100-0920-531.22-03	Electricity	1,615	3,000	2,551	3,000	3,000
100-0920-531.22-04	Heat	1,092	2,000	1,517	2,000	2,400
100-0920-531.22-05	Water/Sewer	938	1,300	1,114	1,300	1,200
100-0920-531.24-03	Buildings	6,184	7,500	7,052	7,000	10,000

LEVEL	TEXT	TEXT AMT
TOTA	REPLACE MAIN ST DOOR	2,500
	MISC. BUILDING REPAIR AND MAINTENANCE	7,500
		10,000

100-0920-531.29-05	Vehicle/Equipment Rental	858	500	406	600	600
100-0920-531.29-07	Inhouse Info Tech Service	463	2,663	2,658	2,663	3,199
100-0920-531.30-10	Office	409	500	457	500	450
100-0920-531.30-11	Postage	356	0	615	560	700
100-0920-531.30-12	Computer & Technology	0	0	0	0	2,400
100-0920-531.30-13	Housekeeping	1,262	1,500	1,558	1,500	1,500
100-0920-531.30-18	Department	438	2,000	1,664	2,000	2,000
100-0920-531.32-01	Dues/Memberships/Licenses	192	550	62	300	550
100-0920-531.33-01	Mileage	0	0	0	0	100
100-0920-531.33-02	Registrations	0	0	0	0	400
100-0920-531.33-03	Lodging/Meals	0	0	0	0	300
100-0920-531.34-01	Mileage	0	100	0	0	0
100-0920-531.34-02	Registrations	0	400	100	0	0
100-0920-531.34-03	Lodging/Meals	0	300	0	0	0
*	Senior Center	74,026	106,845	70,370	70,779	105,851

THIS PAGE IS INTENTIONALLY LEFT BLANK

CITY OF MENASHA 2022 OPERATIONS BUDGET	FUND General Fund	BUDGET NAME ELC Cares Grant	PREPARED BY Kristine Hutter
	FUNCTION Health and Human Servi	BUDGET NUMBER 100-0924-531	DATE

RESPONSIBILITIES

Grant funding to support conducting surveillance to detect community transmission of COVID-19.

SERVICES PROVIDED

- COVID-19 disease investigation and contact tracing.
- Conduct COVID-19 surveillance and data reporting.

2021 ACCOMPLISHMENTS

- Thorough and timely COVID-19 disease investigation and contact tracing.
- Maintained the City of Menasha and Menasha Joint School District pandemic reports.

2022 OBJECTIVES

MAJOR CHANGES FROM 2021 BUDGET

Funding ends 10/31/21. All funds were used.

FUNDING SOURCES	2021 FUNDING	2022 FUNDING
TAXES	$0.00	$0.00
SPECIAL ASSESSMENTS	$0.00	$0.00
INTERGOV REVENUE	$0.00	$0.00
LICENSES & PERMITS	$0.00	$0.00
FINES & FORFEITS	$0.00	$0.00
PUBLIC CHARGES	$0.00	$0.00
MISCELLANEOUS	$0.00	$0.00
TOTAL	$0.00	$0.00

ACCOUNT NUMBER	ACCOUNT DESCRIPTION	2020 ACTUAL	2021 ADJUSTED BUDGET	2021 YEAR TO DATE ACTUAL	2021 YEAR END PROJECTION	2022 ADOPTED BUDGET
General Fund						
ELC Cares						
100-0924-531.10-01	Wages	0	0	7,410	7,410	0
100-0924-531.10-08	Wages-Temp Help	0	0	4,114	4,114	0
100-0924-531.15-04	Retirement	0	0	278	278	0
100-0924-531.15-05	FICA	0	0	882	882	0
100-0924-531.15-08	Workers Comp	0	0	416	416	0
*	ELC Cares	0	0	13,100	13,100	0
**	General Fund	0	0	13,100	13,100	0

CITY OF MENASHA 2022 OPERATIONS BUDGET	FUND General Fund	BUDGET NAME COVID Vaccination	PREPARED BY Kristine Hutter
	FUNCTION Health and Human Servi	BUDGET NUMBER 100-0921-531	DATE

RESPONSIBILITIES

Grant funds support activities and expenses related to providing the COVID-19 vaccine in an accessible, culturally relevant manner to underserved or under-vaccinated communities.

SERVICES PROVIDED

- Weekly COVID-19 vaccine clinics open to all eligible community members.
- Collaborate with community partners to provide the vaccine at local pop-up clinics.

2021 ACCOMPLISHMENTS

- Administered the COVID-19 vaccine to indicated population at weekly clinics at the Menasha Health Department.
- Supported various community COVID-19 vaccine clinics by supplying vaccine, other supplies, and staff.

2022 OBJECTIVES

- Administer the COVID-19 vaccine to indicated populations.
- Support community COVID-19 vaccine clinics.
- Address barriers to receiving the COVID-19 vaccine.
- Ensure health equity for COVID-19 vaccination.

MAJOR CHANGES FROM 2021 BUDGET

FUNDING SOURCES	2021 FUNDING	2022 FUNDING
TAXES	$0.00	$0.00
SPECIAL ASSESSMENTS	$0.00	$0.00
INTERGOV REVENUE	$0.00	$0.00
LICENSES & PERMITS	$0.00	$0.00
FINES & FORFEITS	$0.00	$0.00
PUBLIC CHARGES	$0.00	$0.00
MISCELLANEOUS	$0.00	$0.00
TOTAL	$0.00	$0.00

ACCOUNT NUMBER	ACCOUNT DESCRIPTION	2020 ACTUAL	2021 ADJUSTED BUDGET	2021 YEAR TO DATE ACTUAL	2021 YEAR END PROJECTION	2022 ADOPTED BUDGET
General Fund						
	COVID Vaccination					
100-0921-531.10-01	Wages	10,826	0	21,847	14,074	0
100-0921-531.10-02	Salaries	0	0	603	0	0
100-0921-531.10-03	Overtime/Doubletime	0	0	363	61	0
100-0921-531.10-08	Wages-Temp Help	17,698	0	42,754	44,970	28,244
100-0921-531.15-01	Health	0	0	489	6	0
100-0921-531.15-02	Life	0	0	7	0	0
100-0921-531.15-03	Dental	0	0	72	1	0
100-0921-531.15-04	Retirement	0	0	1,643	1,040	0
100-0921-531.15-05	FICA	2,182	0	4,983	4,756	2,161
100-0921-531.15-07	Vision	0	0	7	0	0
100-0921-531.15-08	Workers Comp	1,076	0	2,310	2,264	1,020
100-0921-531.15-10	Banked Sick Leave	0	0	80	0	0
100-0921-531.15-11	HRA Funding	0	0	125	0	0
100-0921-531.30-18	Department	0	0	2,463	0	0
100-0921-531.33-01	Mileage	18	0	203	250	0
100-0921-531.99-98	Adjustment/Transfer	19,599	0	0	0	0
*	COVID Vaccination	51,399	0	77,949	67,422	31,425
**	General Fund	51,399	0	77,949	67,422	31,425

CITY OF MENASHA 2022 OPERATIONS BUDGET	FUND General Fund	BUDGET NAME Health ARPA Grant	PREPARED BY Kristine Hutter
	FUNCTION Health and Human Servi	BUDGET NUMBER 100-0925-531	DATE

RESPONSIBILITIES

Grant funding provides resources to meet and address emergent public health needs, including measures to counter the spread of COVID-19, provision of care to those impacted by the virus, and programs or services that address disparities in public health that have been exacerbated by the pandemic.

SERVICES PROVIDED

2021 ACCOMPLISHMENTS

2022 OBJECTIVES

- Continue and enhance COVID-19 mitigation and prevention activities.

MAJOR CHANGES FROM 2021 BUDGET

New funding.

FUNDING SOURCES	2021 FUNDING	2022 FUNDING
TAXES	$0.00	$0.00
SPECIAL ASSESSMENTS	$0.00	$0.00
INTERGOV REVENUE	$0.00	$0.00
LICENSES & PERMITS	$0.00	$0.00
FINES & FORFEITS	$0.00	$0.00
PUBLIC CHARGES	$0.00	$0.00
MISCELLANEOUS	$0.00	$0.00
TOTAL	$0.00	$0.00

ACCOUNT NUMBER	ACCOUNT DESCRIPTION	2020 ACTUAL	2021 ADJUSTED BUDGET	2021 YEAR TO DATE ACTUAL	2021 YEAR END PROJECTION	2022 ADOPTED BUDGET
General Fund						
	Health ARPA Grant					
100-0925-531.10-01	Wages	0	0	0	0	100,500
100-0925-531.15-05	FICA	0	0	0	0	7,587
100-0925-531.15-08	Workers Comp	0	0	0	0	3,601
100-0925-531.30-18	Department	0	0	95	0	5,000
100-0925-531.33-01	Mileage	0	0	0	0	500
*	Health ARPA Grant	0	0	95	0	117,188
**	General Fund	0	0	95	0	117,188

CITY OF MENASHA 2022 OPERATIONS BUDGET	FUND General Fund	BUDGET NAME Animal Impoundment	PREPARED BY Tim Styka
	FUNCTION Health and Human Servi	BUDGET NUMBER 100-0806-532	DATE 9/20/2021

RESPONSIBILITIES

This budget provides for the funding paid to Fox Valley Humane Society for caring for stay animals located within the City.

SERVICES PROVIDED

2021 ACCOMPLISHMENTS

In 2021 we have seen the lowest number of stay animals who were not claimed by their owners that were cared for by the shelter. As of September 1st only 13 animals have gone unclaimed.

2022 OBJECTIVES

MAJOR CHANGES FROM 2021 BUDGET

We continue to decrease this budget. The changes made to the program in 2016 have saved the City thousands of dollars in animal costs over the past few years. We are further reducing this budget down to $4,000, which 5 years ago was $15,000.

FUNDING SOURCES	2021 FUNDING	2022 FUNDING
TAXES	$0.00	$0.00
SPECIAL ASSESSMENTS	$0.00	$0.00
INTERGOV REVENUE	$0.00	$0.00
LICENSES & PERMITS	$0.00	$0.00
FINES & FORFEITS	$0.00	$0.00
PUBLIC CHARGES	$0.00	$0.00
MISCELLANEOUS	$0.00	$0.00
TOTAL	$0.00	$0.00

ACCOUNT NUMBER	ACCOUNT DESCRIPTION	2020 ACTUAL	2021 ADJUSTED BUDGET	2021 YEAR TO DATE ACTUAL	2021 YEAR END PROJECTION	2022 ADOPTED BUDGET
General Fund						
	Animal Impoundment					
100-0806-532.25-01	Other Municipal Entities	4,000	6,500	1,120	1,700	4,000
*	Animal Impoundment	4,000	6,500	1,120	1,700	4,000
**	General Fund	4,000	6,500	1,120	1,700	4,000

CITY OF MENASHA 2022 OPERATIONS BUDGET	FUND General Fund	BUDGET NAME Resthaven Cemetery	PREPARED BY Megan Sackett Thad Brown
	FUNCTION Health and Human Servi	BUDGET NUMBER 100-0701-533	DATE 9/20/2021

RESPONSIBILITIES

Ensure that the city's two cemetery sites are properly administrated and maintained.

SERVICES PROVIDED

- Provide affordable grave sites at Resthaven and a section of Oakhill Cemetery to residents and non-residents
- Provide burial functions as requested
- Perform recordkeeping administration with the use of Pontem Cemetery software

2021 ACCOMPLISHMENTS

- Increased turf care maintenance efforts
- Repaired gateway entrance

2022 OBJECTIVES

- Continue high level of turf and flower care

MAJOR CHANGES FROM 2021 BUDGET

No major changes

FUNDING SOURCES	2021 FUNDING	2022 FUNDING
TAXES	$0.00	$0.00
SPECIAL ASSESSMENTS	$0.00	$0.00
INTERGOV REVENUE	$0.00	$0.00
LICENSES & PERMITS	$0.00	$0.00
FINES & FORFEITS	$0.00	$0.00
PUBLIC CHARGES	$0.00	$0.00
MISCELLANEOUS	$0.00	$0.00
TOTAL	$0.00	$0.00

POSITION TITLE	2021 # OF FTE'S	2022 # OF FTE'S
Park Laborer	0.20	0.20
Seasonal Laborer	0.15	0.15
TOTAL	0.35	0.35

ACCOUNT NUMBER	ACCOUNT DESCRIPTION	2020 ACTUAL	2021 ADJUSTED BUDGET	2021 YEAR TO DATE ACTUAL	2021 YEAR END PROJECTION	2022 ADOPTED BUDGET
General Fund						
	Resthaven Cemetery					
100-0701-533.10-01	Wages	6,445	11,431	6,495	6,191	9,813
100-0701-533.10-03	Overtime/Doubletime	404	200	192	288	200
100-0701-533.10-08	Wages-Temp Help	924	4,843	787	787	5,744
100-0701-533.15-01	Health	2,427	4,226	1,995	2,519	4,385
100-0701-533.15-02	Life	11	13	20	27	27
100-0701-533.15-03	Dental	143	248	117	131	248
100-0701-533.15-04	Retirement	464	785	452	440	662
100-0701-533.15-05	FICA	569	1,193	548	587	1,124
100-0701-533.15-07	Vision	20	30	15	21	30
100-0701-533.15-08	Workers Comp	289	638	267	284	773
100-0701-533.15-10	Banked Sick Leave	65	110	64	45	98
100-0701-533.15-11	HRA Funding	0	0	150	158	179
100-0701-533.19-03	Uniform/Clothing Allow	60	60	0	60	60
100-0701-533.22-03	Electricity	100	300	337	246	300
100-0701-533.22-06	Storm Water	779	600	1,647	1,200	1,200
100-0701-533.24-03	Buildings	0	2,700	65	65	200
100-0701-533.29-05	Vehicle/Equipment Rental	6,590	7,500	2,508	3,178	6,500
100-0701-533.29-07	Inhouse Info Tech Service	2,346	2,556	2,551	2,556	2,623
100-0701-533.30-15	Tools & Equipment	0	150	0	0	150
100-0701-533.30-18	Department	0	500	36	500	500
*	Resthaven Cemetery	21,636	38,083	18,246	19,283	34,816
**	General Fund	21,636	38,083	18,246	19,283	34,816

THIS PAGE IS INTENTIONALLY LEFT BLANK

CULTURE & RECREATION

CITY OF MENASHA 2022 OPERATIONS BUDGET	FUND General Fund	BUDGET NAME Public Library	PREPARED BY Brian Kopetsky
	FUNCTION Culture and Recreation	BUDGET NUMBER 100-0601-551	DATE 9/20/2021

RESPONSIBILITIES

The Elisha D. Smith Public Library connects people with one another and to resources for lifelong learning.

SERVICES PROVIDED

Services Provided The library:

- Helps families prepare their children for school,
- Supports school curriculum,
- Provide access to new technologies
- Provides access to information, popular materials, & trusted information resources,
- Helps people with technology and personal business tasks,
- Creates a place for community members to gather,
- Promotes cultural awareness, and
- Preserves local history.

2021 ACCOMPLISHMENTS

The library continues to restructure programming to adjust to a shifting landscape due to Covid. Since the beginning of the pandemic, we have adapted programming to virtual delivery. At this point we are doing hybrid programming with some programs offered in person, some virtual, and some both physical and streaming.

Several retirements on the library management team created an opportunity to reassess how the library is organized. This process led to the creation of a new department called Community Engagement focusing on programming, community relations and outreach. This department combines the former Children's and Reference departments and seeks to allow better sharing and collaboration to meet library goals. This process also led to the creation of a new position tier called Library Assistant II. This position performs all tasks of the Library Assistant with the additional training needed to work at the Children's and Reference service points.

The library licensed several new online databases allowing us to leverage our assets into a digital learning platform that can be accessed at any time. The resources focus heavily on our mission of lifelong learning providing multiple avenues to quickly explore interests and develop new skills.

2022 OBJECTIVES

The library's strategic plan includes these objectives:

- Reach out to underserved members of the library's service area to promote the library.
- Develop a marketing and communications plan to elevate awareness of the library's services throughout our community.
- Implement an active learning space allowing people of all ages to access new technologies, develop 21st century skills, and explore entrepreneurial

CITY OF MENASHA 2022 OPERATIONS BUDGET	FUND General Fund	BUDGET NAME Public Library	PREPARED BY Brian Kopetsky
	FUNCTION Culture and Recreation	BUDGET NUMBER 100-0601-551	DATE 9/20/2021

opportunities.

- Continue to be responsive to library patrons' suggestions, needs, and use trends.
- Provide our community with the best possible resources in multiple formats based on demand and emerging trends.
- Research and offer new programs.
- Continue to develop and market our online resources.
- Preserve and celebrate Menasha's rich history.
- Establish a larger endowment fund to ensure the long-term viability of the library.
- Strengthen existing partnerships with local schools, businesses, non-profit agencies, and government agencies.

MAJOR CHANGES FROM 2021 BUDGET

The 2022 budget includes increased funding across several lines to allow for a substantial increase in programming for 2022. As of this writing we are looking at 115 new programs and activities to be introduced in the coming year.

Several changes were made to the library organizational structure. The most impactful being the elimination of a library supervisor due to retirement. This position will be replaced by a librarian resulting in a dramatic reduction of the salaries budget line, an increase in the wages line, with a net reduction in personnel spending.

FUNDING SOURCES	2021 FUNDING	2022 FUNDING
TAXES	$0.00	$0.00
SPECIAL ASSESSMENTS	$0.00	$0.00
INTERGOV REVENUE	$0.00	$0.00
LICENSES & PERMITS	$0.00	$0.00
FINES & FORFEITS	$0.00	$0.00
PUBLIC CHARGES	$0.00	$0.00
MISCELLANEOUS	$0.00	$0.00
TOTAL	$0.00	$0.00

ACCOUNT NUMBER	ACCOUNT DESCRIPTION	2020 ACTUAL	2021 ADJUSTED BUDGET	2021 YEAR TO DATE ACTUAL	2021 YEAR END PROJECTION	2022 ADOPTED BUDGET
General Fund						
Public Library						
100-0601-551.10-01	Wages	565,207	638,237	654,618	677,189	688,263
100-0601-551.10-02	Salaries	340,944	316,063	354,718	338,625	231,295
100-0601-551.10-03	Overtime/Doubletime	4,494	3,000	6,092	5,000	5,500
100-0601-551.10-09	Wages-Premium Pay	0	2,238	0	0	0
100-0601-551.15-01	Health	113,905	148,698	127,167	126,359	177,279
100-0601-551.15-02	Life	2,092	2,257	1,836	2,108	1,538
100-0601-551.15-03	Dental	10,119	10,530	10,488	10,439	11,873
100-0601-551.15-04	Retirement	56,739	64,208	56,614	60,473	54,822
100-0601-551.15-05	FICA	66,384	74,044	68,719	71,596	74,943
100-0601-551.15-07	Vision	1,076	913	897	971	1,011
100-0601-551.15-08	Workers Comp	3,696	3,807	3,959	4,105	3,665
100-0601-551.15-10	Banked Sick Leave	8,497	8,879	8,020	8,721	8,180
100-0601-551.15-11	HRA Funding	0	0	10,233	10,372	11,764
100-0601-551.19-03	Uniform/Clothing Allow	69	100	78	50	0
100-0601-551.20-01	Janitorial	20,515	0	4,645	4,575	18,300
100-0601-551.20-05	Programming	4,860	4,500	4,299	4,000	8,000
100-0601-551.21-02	Engineering	0	25,000	0	25,000	0
100-0601-551.21-03	Accounting/Financial	600	650	650	650	700
100-0601-551.21-06	Management	4,894	13,031	1,734	12,000	13,000
100-0601-551.22-01	Telephone	1,564	1,500	1,057	1,250	1,500
100-0601-551.22-03	Electricity	37,628	32,000	32,072	31,000	31,000
100-0601-551.22-04	Heat	13,137	16,000	17,725	17,000	18,000
100-0601-551.22-05	Water/Sewer	8,284	8,000	6,971	6,800	8,000
100-0601-551.22-06	Storm Water	1,643	1,700	1,888	1,700	1,700
100-0601-551.22-07	Fiber Optic	694	760	822	757	760
100-0601-551.24-01	Office Equipment	15,945	6,500	6,400	6,500	7,500
100-0601-551.24-03	Buildings	29,096	30,700	25,910	26,000	32,000
100-0601-551.24-04	Specialized Equipment	14,542	8,000	11,111	7,000	8,000
100-0601-551.25-01	Other Municipal Entities	84,566	84,563	84,566	84,566	81,477
100-0601-551.29-01	Printing	0	500	0	0	0
100-0601-551.29-02	Publishing	7	0	312	250	1,500
100-0601-551.29-05	Vehicle/Equipment Rental	2,501	3,000	1,421	1,500	2,500
100-0601-551.29-07	Inhouse Info Tech Service	7,109	7,690	7,674	7,690	8,099
100-0601-551.30-10	Office	4,282	7,000	6,208	5,500	7,000
100-0601-551.30-11	Postage	1,989	3,050	1,780	2,000	2,000
100-0601-551.30-12	Computer & Technology	0	0	705	705	20,000
100-0601-551.30-13	Housekeeping	6,990	9,700	3,978	5,000	5,000
100-0601-551.30-14	Library Materials	193,405	200,000	181,222	200,000	205,000
100-0601-551.30-15	Tools & Equipment	1,076	1,000	2,510	1,000	10,000
100-0601-551.30-16	Promotional	10,560	9,000	11,846	7,500	18,000
100-0601-551.30-18	Department	10,020	15,000	11,466	13,000	13,500
100-0601-551.30-19	Office Furnishings	2,800	500	0	500	5,000
100-0601-551.32-01	Dues/Memberships/Licenses	717	1,500	1,653	1,000	1,500
100-0601-551.33-01	Mileage	319	750	321	500	500
100-0601-551.33-02	Registrations	60	850	60	600	850

ACCOUNT NUMBER	ACCOUNT DESCRIPTION	2020 ACTUAL	2021 ADJUSTED BUDGET	2021 YEAR TO DATE ACTUAL	2021 YEAR END PROJECTION	2022 ADOPTED BUDGET
100-0601-551.33-03	Lodging/Meals	0	1,800	482	1,000	1,500
100-0601-551.33-04	Other Expenses	60	1,300	509	900	1,000
100-0601-551.34-01	Mileage	0	200	0	0	200
100-0601-551.34-02	Registrations	425	7,000	280	3,000	5,000
100-0601-551.34-03	Lodging/Meals	314	650	85	0	500
100-0601-551.34-04	Other Expenses	0	100	0	0	0
100-0601-551.51-03	Property	7,055	7,549	7,550	7,549	9,059
*	Public Library	1,660,879	1,784,017	1,743,351	1,804,000	1,817,778
**	General Fund	1,660,879	1,784,017	1,743,351	1,804,000	1,817,778

THIS PAGE IS INTENTIONALLY LEFT BLANK

CITY OF MENASHA 2022 OPERATIONS BUDGET	FUND General Fund	BUDGET NAME Parks Department	PREPARED BY Megan Sackett Thad Brown
	FUNCTION Culture and Recreation	BUDGET NUMBER 100-0703-553	DATE 9/20/2021

RESPONSIBILITIES

Provide a place where people can recreate and enjoy the natural beauty of Menasha through well-maintained parks, trails, open spaces and related facilities to enjoy all the benefits provide by a quality park system.

SERVICES PROVIDED

- Provide and maintain comprehensive system of 11 parks, trails and open space for benefit of all residents
- Mow over 200 acres of land
- Provide quality rentable spaces to the public including shelters and picnic areas
- Maintain 4 public boat launches
- Assist community groups conducting large community or special events in our park system
- Provide resident customer service on a variety of park related matters???

2021 ACCOMPLISHMENTS

- Crack fill and seal the Manitowoc Rd., Province and Trestle trails
- Continue building a shorewall cap in Jefferson Park
- Renovation of Barker Farms basketball court
- Continued engineering and design of Lawson Canal restoration project
- Began fundraising and design of new community-focused inclusive playground at Jefferson Park
- Replacement of Smith Park pavilion roof
- Grading/Seeding of Koslo Park baseball diamond to improve drainage by year's end
- Replacement of concrete slab for the Koslo shelter
- Rehabilitate the Tayco Street fountain
- Installation of camera system in Hart Park
- Replacing 4" water service line to a 2" water service line
- Gilbert Trail gazebo concrete/shoreline repair
- Complete the 2020-2024 Outdoor Recreation Plan by year's end

2022 OBJECTIVES

- Construct a new playground to the west of the shelter
- Upgrade electric panels throughout park system
- Upgrade Trestle Trail and Friendship trail in Jefferson Park lights to LED
- Crack fill and seal trails in parks
- Continue building a shorewall cap in Jefferson Park
- Continued engineering and design of Lawson Canal restoration project
- Upgrade/Replacement of playground equipment in Shepard Park

CITY OF MENASHA 2022 OPERATIONS BUDGET	FUND	BUDGET NAME	PREPARED BY
	General Fund	Parks Department	Megan Sackett Thad Brown
	FUNCTION	BUDGET NUMBER	DATE
	Culture and Recreation	100-0703-553	9/20/2021

- Continued planning, design and engineering components of Jefferson Park Vision Plan
- Place landscaping around the new Jefferson Park basketball courts
- Phase 2 of Hart Park camera system

MAJOR CHANGES FROM 2021 BUDGET

None

FUNDING SOURCES	2021 FUNDING	2022 FUNDING
TAXES	$0.00	$0.00
SPECIAL ASSESSMENTS	$0.00	$0.00
INTERGOV REVENUE	$0.00	$0.00
LICENSES & PERMITS	$0.00	$0.00
FINES & FORFEITS	$0.00	$0.00
PUBLIC CHARGES	$0.00	$0.00
MISCELLANEOUS	$0.00	$0.00
TOTAL	$0.00	$0.00

POSITION TITLE	2021 # OF FTE'S	2022 # OF FTE'S
Admin Assistant (Garage)	0.20	0.20
Arborist	0.10	0.10
Dept Dir of Munip Operati	0.10	0.10
DPW Laborer	0.15	0.15
DPW/Park Superintenden	0.08	0.08
Facility Tech/Electrician	0.08	0.08
Park Laborers	4.10	0.00
Park Lead	0.50	0.50
Seasonal Laborers (4)	1.92	1.72
Summer Laborers (5)	0.69	1.15
Parks & Rec Director	0.08	0.35
Admin Asst (City Hall)	0.00	0.17
TOTAL	8.00	4.60

ACCOUNT NUMBER	ACCOUNT DESCRIPTION	2020 ACTUAL	2021 ADJUSTED BUDGET	2021 YEAR TO DATE ACTUAL	2021 YEAR END PROJECTION	2022 ADOPTED BUDGET
General Fund						
Parks Department						
100-0703-553.10-01	Wages	270,860	301,980	334,471	290,925	305,394
100-0703-553.10-02	Salaries	14,817	41,884	38,043	31,611	43,406
100-0703-553.10-03	Overtime/Doubletime	15,417	17,500	22,460	20,000	20,000
100-0703-553.10-08	Wages-Temp Help	67,684	71,690	72,517	71,007	95,682
100-0703-553.15-01	Health	97,638	110,320	90,779	85,806	112,093
100-0703-553.15-02	Life	973	1,118	941	905	1,123
100-0703-553.15-03	Dental	6,058	6,702	6,692	5,844	6,736
100-0703-553.15-04	Retirement	21,389	25,709	26,438	22,212	24,511
100-0703-553.15-05	FICA	27,103	31,965	33,233	31,636	35,099
100-0703-553.15-07	Vision	722	759	713	705	763
100-0703-553.15-08	Workers Comp	13,450	14,989	15,382	13,232	15,737
100-0703-553.15-09	Unemployment Comp	7,078	8,000	8,326	8,326	8,000
100-0703-553.15-10	Banked Sick Leave	2,861	3,278	3,437	2,837	3,456
100-0703-553.15-11	HRA Funding	0	0	7,296	6,480	7,664
100-0703-553.19-03	Uniform/Clothing Allow	1,458	1,479	1,619	1,479	1,479
100-0703-553.20-06	Lawn Care	1,100	1,000	1,100	1,100	1,100
100-0703-553.20-07	Pest Control	452	650	630	606	750
100-0703-553.20-09	Sanitation	4,985	5,500	6,776	6,638	6,800
100-0703-553.21-02	Engineering	1,525	6,000	13,000	10,365	6,000
100-0703-553.22-01	Telephone	1,319	1,750	1,834	1,675	1,750
100-0703-553.22-03	Electricity	30,798	35,000	34,124	32,386	30,000
100-0703-553.22-04	Heat	2,282	4,000	3,989	3,800	4,000
100-0703-553.22-05	Water/Sewer	20,193	24,000	21,514	21,304	22,000
100-0703-553.22-06	Storm Water	19,101	19,000	22,263	21,217	19,000
100-0703-553.24-02	Tools & Equipment	4,037	6,500	13,416	12,000	10,000
100-0703-553.24-03	Buildings	8,630	29,500	16,583	22,500	23,500

LEVEL	TEXT	TEXT AMT
TOTA	JEFFERSON BASKETBALL LANDSCAPE	1,000
	MISCELLANEOUS	22,500
		23,500

100-0703-553.24-04	Specialized Equipment	1,679	4,000	5,680	4,000	4,000
100-0703-553.24-05	Small Projects	9,350	31,000	13,382	27,000	31,000
100-0703-553.29-01	Printing	1,140	3,500	3,079	3,500	3,500
100-0703-553.29-03	Advertising	6	0	12	12	0
100-0703-553.29-04	Vehicle/Equip Repair	0	7,000	298	0	0
100-0703-553.29-05	Vehicle/Equipment Rental	125,787	135,000	131,536	135,000	132,000
100-0703-553.29-07	Inhouse Info Tech Service	5,335	5,618	5,606	5,618	5,916
100-0703-553.30-10	Office	75	250	183	250	250
100-0703-553.30-11	Postage	133	200	84	122	200
100-0703-553.30-13	Housekeeping	5,828	2,600	2,594	2,600	2,600
100-0703-553.30-15	Tools & Equipment	4,960	5,000	1,184	5,000	5,000
100-0703-553.30-18	Department	37,539	38,000	36,977	38,000	40,000
100-0703-553.32-01	Dues/Memberships/Licenses	0	100	150	0	300

ACCOUNT NUMBER	ACCOUNT DESCRIPTION	2020 ACTUAL	2021 ADJUSTED BUDGET	2021 YEAR TO DATE ACTUAL	2021 YEAR END PROJECTION	2022 ADOPTED BUDGET
100-0703-553.34-02	Registrations	150	500	325	500	1,000
100-0703-553.34-03	Lodging/Meals	65	500	0	500	500
100-0703-553.38-01	Fuel	9,035	4,000	2,775	4,000	4,000
*	Parks Department	843,012	1,007,541	1,001,441	952,698	1,036,309
**	General Fund	843,012	1,007,541	1,001,441	952,698	1,036,309

CITY OF MENASHA 2022 OPERATIONS BUDGET	FUND General Fund	BUDGET NAME Recreation Department	PREPARED BY Megan Sackett Thad Brown
	FUNCTION Culture and Recreation	BUDGET NUMBER 100-0702-552	DATE 9/20/2021

RESPONSIBILITIES

Plan, manage and implement recreation programs, services, and community events that will enhance the quality of life for all City residents and surrounding area.

SERVICES PROVIDED

- Offer opportunities for improving individual physical health, social interaction and educational opportunities while creating a sense of community among residents.
- Plan and administer year around adult and youth recreation programs.
- Plan and administer family-oriented special events.
- Plan and administer adult sports programs.
- Collaborate with like service providers whenever possible.
- Provide community members and park users opportunities to be involved in the community through volunteer opportunities.

2021 ACCOMPLISHMENTS

- Continued acclimation of the Parks & Recreation Director and Recreation/Senior Services Manager to Park, Recreation and Pool operations.
- Obtained and fostered community sponsorships for events.
- Provided continued improvement for programs and events through community feedback, integrating program partnerships, extended and midseason trainings, and providing safety modifications as needed.
- Integrated program collaboration into our offerings with neighboring service providers and other City departments (including Menasha Library with the Nature Backpacks, Youth Go at Hart Park, MJSD with Tot Lot, and other City Departments with activity guide inclusion).
- Developed programs and events at Hart Park to increase positive interactions and deter criminal behavior
- Recruited, trained, and stewarded volunteers to be included in the special events (Grunski Runski course volunteers, community members at City Carnival) and programs (Jefferson Park Neighborhood at Camp Champs and Baseball community member coach) and also provided support with program preparation (middle school students).
- Jointly worked with local non-profit groups to bring the successful Brews on Bago Beer Gardens at Jefferson Park resulting in $xxx donated to selected local community organizations.
- Increased the number of programs and offerings throughout the year including Cheer classes. Expanded the variety of special events including Art Night, Wheely Fun, Family Olympics.
- Created a professional appearance across our marketing platforms including social media, website, print promotion and activity guide

2022 OBJECTIVES

- Foster a cohesion across internal divisions of our department
- Continue to improve volunteer recruitment process and integration; as well as, stewardship
- Improve information distribution (i.e. website information); as well as continue to provide accurate and is responsive to the public's needs
- Provide passive offerings and education to promote the health, well-being, park usage, and leisure opportunities
- Create a strategic plan for our Parks and Recreation Dept. to outline current and future opportunities and priorities

CITY OF MENASHA 2022 OPERATIONS BUDGET	FUND General Fund	BUDGET NAME Recreation Department	PREPARED BY Megan Sackett Thad Brown
	FUNCTION Culture and Recreation	BUDGET NUMBER 100-0702-552	DATE 9/20/2021

MAJOR CHANGES FROM 2021 BUDGET

Increase base wage to further attract seasonal employees

FUNDING SOURCES	2021 FUNDING	2022 FUNDING
TAXES	$0.00	$0.00
SPECIAL ASSESSMENTS	$0.00	$0.00
INTERGOV REVENUE	$0.00	$0.00
LICENSES & PERMITS	$0.00	$0.00
FINES & FORFEITS	$0.00	$0.00
PUBLIC CHARGES	$0.00	$0.00
MISCELLANEOUS	$0.00	$0.00
TOTAL	$0.00	$0.00

POSITION TITLE	2021 # OF FTE'S	2022 # OF FTE'S
Director	0.52	0.52
Admin Asst	0.75	0.75
Rec/Sen Serv Manager	0.62	0.62
Seasona/PT Workers	2.26	2.26
TOTAL	4.15	4.15

ACCOUNT NUMBER	ACCOUNT DESCRIPTION	2020 ACTUAL	2021 ADJUSTED BUDGET	2021 YEAR TO DATE ACTUAL	2021 YEAR END PROJECTION	2022 ADOPTED BUDGET
General Fund						
	Recreation Department					
100-0702-552.10-01	Wages	50,979	34,788	35,877	34,788	42,341
100-0702-552.10-02	Salaries	135,841	75,346	71,669	70,100	76,441
100-0702-552.10-03	Overtime/Doubletime	196	0	154	155	75
100-0702-552.10-08	Wages-Temp Help	49,292	63,600	50,506	55,000	65,600
100-0702-552.15-01	Health	38,681	34,510	20,051	26,168	37,329
100-0702-552.15-02	Life	467	181	158	154	166
100-0702-552.15-03	Dental	2,230	1,939	1,899	1,938	1,938
100-0702-552.15-04	Retirement	10,452	8,432	7,493	7,481	7,550
100-0702-552.15-05	FICA	14,989	12,865	11,798	12,242	13,575
100-0702-552.15-07	Vision	282	236	151	168	287
100-0702-552.15-08	Workers Comp	5,221	5,359	4,393	4,263	5,174
100-0702-552.15-09	Unemployment Comp	459	0	0	0	0
100-0702-552.15-10	Banked Sick Leave	1,484	1,095	1,062	940	1,110
100-0702-552.15-11	HRA Funding	0	0	1,596	1,790	1,900
100-0702-552.20-03	Temp Staffing	1,450	4,000	3,983	4,000	4,000
100-0702-552.20-05	Programming	950	2,700	3,043	2,700	2,700
100-0702-552.22-01	Telephone	1,082	1,450	1,066	1,010	1,450
100-0702-552.29-01	Printing	3,930	8,000	6,741	8,000	8,000
100-0702-552.29-03	Advertising	911	700	794	700	1,000
100-0702-552.29-05	Vehicle/Equipment Rental	0	500	0	0	500
100-0702-552.29-07	Inhouse Info Tech Service	12,622	12,710	12,683	12,710	13,148
100-0702-552.30-10	Office	798	1,200	1,403	1,200	1,200
100-0702-552.30-11	Postage	2,146	4,500	3,765	3,800	4,500
100-0702-552.30-12	Computer & Technology	0	900	900	900	1,200
100-0702-552.30-18	Department	5,016	9,300	9,426	9,300	10,000
100-0702-552.30-19	Office Furnishings	2,540	0	0	0	1,500
100-0702-552.32-01	Dues/Memberships/Licenses	656	1,275	325	1,275	1,275
100-0702-552.33-01	Mileage	0	250	0	250	250
100-0702-552.33-03	Lodging/Meals	0	0	183	0	0
100-0702-552.34-02	Registrations	50	1,200	453	1,200	1,200
100-0702-552.34-03	Lodging/Meals	0	600	0	600	900
*	Recreation Department	342,724	287,636	251,572	262,832	306,309
**	General Fund	342,724	287,636	251,572	262,832	306,309

THIS PAGE IS INTENTIONALLY LEFT BLANK

CITY OF MENASHA 2022 OPERATIONS BUDGET	FUND General Fund	BUDGET NAME Swimming Pool	PREPARED BY Megan Sackett Thad Brown
	FUNCTION Culture and Recreation	BUDGET NUMBER 100-0704-552	DATE 9/20/2021

RESPONSIBILITIES

Provide a safe, affordable aquatic facility for residents and local community members to enjoy in the Summer including water safety instruction.

SERVICES PROVIDED

- Provide an operational schedule that is accommodating to individual and family schedules.
- Educate, promote and provide water safety, swimming lessons and classes for youth
- Provide consistent, reliable and quality recreational swimming opportunities

2021 ACCOMPLISHMENTS

- Successfully offered a safe aquatic experience for staff and guests during a pandemic
- Provide training from Carrico Aquatics on the daily functions of pool operations and chemical testing
- Installed new Variable Frequency Drive (VFD) to improve efficiency of pool maintenance and save energy
- Served over 13,000 pool patrons through open swim and lesson programs (increased over 3-fold from 2020)
- Partner with MJSD to offer swimming lessons and transportation are part of the Summer School curriculum
- Rebuilt pool vacuum to save from purchasing a new one
- Acclimation of 2 new assistant pool managers to replace 2 key veteran managers
- Introduced new weekly programs and events (i.e. Adult Fitness, Splish Splash Storytime and pop-up special events)
- Expansion of concession offerings

2022 OBJECTIVES

- Certify Park Caretakers as Aquatic Facility Operator (AFO) to increase general knowledge of operations
- Train second Park caretaker to oversee the chemistry of the pool and daily operations
- Integrate Recreation/Senior Services Manager to daily operations and management responsibilities
- Expand partnership with MJSD for water safety instruction opportunities
- Increase private and group rentals
- Provide consistent strategic training to lifeguards and pool staff to ensure meeting safety standards and operational efficiencies

MAJOR CHANGES FROM 2021 BUDGET

Increased base temp wage to continue to attract quality staff
Increased training budget to certify Rec Manager as Lifeguard Instructor and Parks staff as AFO to enhance knowledge and training to our seasonal staff

CITY OF MENASHA
2022 OPERATIONS BUDGET

FUND	BUDGET NAME	PREPARED BY
General Fund	Swimming Pool	Megan Sackett Thad Brown
FUNCTION	**BUDGET NUMBER**	**DATE**
Culture and Recreation	100-0704-552	9/20/2021

FUNDING SOURCES	2021 FUNDING	2022 FUNDING
TAXES	$0.00	$0.00
SPECIAL ASSESSMENTS	$0.00	$0.00
INTERGOV REVENUE	$0.00	$0.00
LICENSES & PERMITS	$0.00	$0.00
FINES & FORFEITS	$0.00	$0.00
PUBLIC CHARGES	$0.00	$0.00
MISCELLANEOUS	$0.00	$0.00
TOTAL	$0.00	$0.00

POSITION TITLE	2021 # OF FTE'S	2022 # OF FTE'S
Director	0.08	0.08
Admin Asst	0.08	0.08
Parks Laborers/Caretaker	0.20	0.20
Seasonal PT staff	4.03	4.03
TOTAL	4.39	4.39

ACCOUNT NUMBER	ACCOUNT DESCRIPTION	2020 ACTUAL	2021 ADJUSTED BUDGET	2021 YEAR TO DATE ACTUAL	2021 YEAR END PROJECTION	2022 ADOPTED BUDGET
General Fund						
Swimming Pool						
100-0704-552.10-01	Wages	14,997	15,132	20,930	17,083	20,488
100-0704-552.10-02	Salaries	2,421	10,825	8,749	6,719	10,892
100-0704-552.10-03	Overtime/Doubletime	203	300	1,860	1,791	1,500
100-0704-552.10-08	Wages-Temp Help	70,108	76,895	73,541	75,000	85,865
100-0704-552.15-01	Health	5,917	8,422	7,501	7,950	8,662
100-0704-552.15-02	Life	20	52	86	53	62
100-0704-552.15-03	Dental	351	482	563	482	530
100-0704-552.15-04	Retirement	1,645	2,272	2,229	2,238	2,219
100-0704-552.15-05	FICA	6,671	7,891	7,928	7,695	9,083
100-0704-552.15-07	Vision	40	59	52	55	50
100-0704-552.15-08	Workers Comp	3,225	4,079	3,539	4,387	4,572
100-0704-552.15-10	Banked Sick Leave	130	263	293	279	312
100-0704-552.15-11	HRA Funding	0	0	474	244	771
100-0704-552.19-03	Uniform/Clothing Allow	1,506	150	1,246	1,186	800
100-0704-552.20-01	Janitorial	5,604	4,300	5,574	7,425	7,500
100-0704-552.20-04	Mechanical Systems	0	3,000	0	0	1,000
100-0704-552.20-07	Pest Control	185	200	195	195	220
100-0704-552.22-01	Telephone	61	200	61	62	200
100-0704-552.22-03	Electricity	9,721	10,000	8,613	8,800	10,000
100-0704-552.22-04	Heat	268	6,000	135	275	6,000
100-0704-552.22-05	Water/Sewer	59,338	33,000	50,973	53,745	55,000
100-0704-552.22-07	Fiber Optic	4,922	5,400	5,802	5,343	5,400
100-0704-552.24-03	Buildings	5,346	6,000	2,889	4,826	6,000
100-0704-552.24-04	Specialized Equipment	1,594	17,000	10,826	17,000	8,000
100-0704-552.24-05	Small Projects	287	3,300	15	500	3,300
100-0704-552.29-01	Printing	142	160	148	150	160
100-0704-552.29-05	Vehicle/Equipment Rental	2,692	3,000	1,419	1,992	3,000
100-0704-552.29-07	Inhouse Info Tech Service	4,728	4,978	4,967	4,978	5,242
100-0704-552.30-10	Office	2,756	2,400	1,594	2,400	2,400
100-0704-552.30-13	Housekeeping	1,066	1,000	998	1,000	1,000
100-0704-552.30-15	Tools & Equipment	125	5,500	0	100	500
100-0704-552.30-17	Concessions	0	10,350	8,869	8,785	10,350
100-0704-552.30-18	Department	21,605	18,000	21,618	22,000	25,000
100-0704-552.32-01	Dues/Memberships/Licenses	720	750	768	800	750
100-0704-552.34-02	Registrations	718	750	695	750	1,000
*	Swimming Pool	229,112	262,110	255,150	266,288	297,828
**	General Fund	229,112	262,110	255,150	266,288	297,828

THIS PAGE IS INTENTIONALLY LEFT BLANK

CITY OF MENASHA 2022 OPERATIONS BUDGET	FUND General Fund	BUDGET NAME Civic Commemorations	PREPARED BY Don Merkes
	FUNCTION Culture and Recreation	BUDGET NUMBER 100-0408-552	DATE 9/20/2021

RESPONSIBILITIES

SERVICES PROVIDED

2021 ACCOMPLISHMENTS

Coordination of Festival Foods Fireworks
Raised over $12,000 in donations to purchase new holiday lighting for downtown

2022 OBJECTIVES

Continue Festival Foods fireworks coordinate Gather around the Christmas Tree & Hometown Halloween

MAJOR CHANGES FROM 2021 BUDGET

FUNDING SOURCES	2021 FUNDING	2022 FUNDING
TAXES	$0.00	$0.00
SPECIAL ASSESSMENTS	$0.00	$0.00
INTERGOV REVENUE	$0.00	$0.00
LICENSES & PERMITS	$0.00	$0.00
FINES & FORFEITS	$0.00	$0.00
PUBLIC CHARGES	$0.00	$0.00
MISCELLANEOUS	$0.00	$0.00
TOTAL	$0.00	$0.00

ACCOUNT NUMBER	ACCOUNT DESCRIPTION	2020 ACTUAL	2021 ADJUSTED BUDGET	2021 YEAR TO DATE ACTUAL	2021 YEAR END PROJECTION	2022 ADOPTED BUDGET
General Fund						
	Civic Commemorations					
100-0408-552.21-06	Management	7,179	27,000	60,309	57,000	34,000

LEVEL	TEXT	TEXT AMT
TOTA	FIREWORKS	29,150
	PARADE	850
	GATHER AROUND CHRISTMAS TREE EVENT	3,000
	HOMETOWN EVENT	1,000
		34,000

100-0408-552.30-16	Promotional	551	250	29	200	500
*	Civic Commemorations	7,730	27,250	60,338	57,200	34,500
**	General Fund	7,730	27,250	60,338	57,200	34,500

CITY OF MENASHA 2022 OPERATIONS BUDGET	FUND	BUDGET NAME	PREPARED BY
	General Fund	Lift Bridges	Laura Jungwirth Thad Brown
	FUNCTION	**BUDGET NUMBER**	**DATE**
	Culture and Recreation	100-1019-552	9/20/2021

RESPONSIBILITIES

This account includes the cost of materials, labor, equipment and utilities to operate the lift bridges at Racine Street and Tayco Street. The State of Wisconsin reimburses the City for these costs.

SERVICES PROVIDED

2021 ACCOMPLISHMENTS

2022 OBJECTIVES

MAJOR CHANGES FROM 2021 BUDGET

No significant changes.

FUNDING SOURCES	2021 FUNDING	2022 FUNDING
TAXES	$0.00	$0.00
SPECIAL ASSESSMENTS	$0.00	$0.00
INTERGOV REVENUE	$0.00	$0.00
LICENSES & PERMITS	$0.00	$0.00
FINES & FORFEITS	$0.00	$0.00
PUBLIC CHARGES	$0.00	$0.00
MISCELLANEOUS	$0.00	$0.00
TOTAL	$0.00	$0.00

POSITION TITLE	2021 # OF FTE'S	2022 # OF FTE'S
Public Works/Parks Supe	0.06	0.06
Bridge Tenders	1.38	1.38
TOTAL	1.44	1.44

ACCOUNT NUMBER	ACCOUNT DESCRIPTION	2020 ACTUAL	2021 ADJUSTED BUDGET	2021 YEAR TO DATE ACTUAL	2021 YEAR END PROJECTION	2022 ADOPTED BUDGET
General Fund						
Lift Bridges						
100-1019-552.10-02	Salaries	4,338	4,268	4,341	3,816	4,703
100-1019-552.10-03	Overtime/Doubletime	12,627	12,850	12,607	11,086	13,680
100-1019-552.10-08	Wages-Temp Help	40,481	47,626	43,964	40,013	53,200
100-1019-552.15-01	Health	371	405	369	393	413
100-1019-552.15-02	Life	6	6	7	8	7
100-1019-552.15-03	Dental	26	26	26	24	26
100-1019-552.15-04	Retirement	294	288	294	257	317
100-1019-552.15-05	FICA	4,393	4,702	4,657	4,199	5,476
100-1019-552.15-07	Vision	3	3	3	3	3
100-1019-552.15-08	Workers Comp	727	834	755	680	2,713
100-1019-552.15-09	Unemployment Comp	17,666	11,000	14,670	22,005	20,000
100-1019-552.15-10	Banked Sick Leave	43	42	43	39	47
100-1019-552.15-11	HRA Funding	0	0	29	30	34
100-1019-552.19-03	Uniform/Clothing Allow	17	0	17	0	0
100-1019-552.20-07	Pest Control	763	757	610	763	900
100-1019-552.22-01	Telephone	437	500	294	437	500
100-1019-552.22-03	Electricity	4,013	10,500	0	8,836	10,500
100-1019-552.22-05	Water/Sewer	563	1,200	0	1,093	1,200
100-1019-552.22-07	Fiber Optic	0	2,500	890	682	2,500
100-1019-552.29-05	Vehicle/Equipment Rental	0	250	0	250	250
100-1019-552.29-07	Inhouse Info Tech Service	1,469	1,538	1,535	1,534	1,619
100-1019-552.30-13	Housekeeping	15	150	0	150	150
100-1019-552.30-18	Department	0	100	0	100	100
*	Lift Bridges	88,252	99,545	85,111	96,398	118,338
**	General Fund	88,252	99,545	85,111	96,398	118,338

THIS PAGE IS INTENTIONALLY LEFT BLANK

CONSERVATION & DEVELOPMENT & MISC.

CITY OF MENASHA 2022 OPERATIONS BUDGET	FUND General Fund	BUDGET NAME Community Developme	PREPARED BY Sam Schroeder
	FUNCTION Conservation and Devel	BUDGET NUMBER 100-0304-562	DATE 9/20/2021

RESPONSIBILITIES

The Community Development Department is responsible for the maintenance and enhancement of the overall character of the community by managing progression of the property tax base and ensuring orderly growth, promoting high quality development and redevelopment, and maintaining and improving existing neighborhood character and quality.

This is accomplished through implementation of the adopted brand positioning statement, various planning documents, the City of Menasha Year 2030 Comprehensive Plan, general land use planning, zoning administration, building code administration, redevelopment coordination, growth management, bike and pedestrian planning and implementation, economic development, business retention and recruitment, administration of housing and business loan programs, grants administration, historic preservation, TIF development and administration, and land records management.

The department serves in an advisory and coordinating capacity for public works projects, local and regional development policy, Plan Commission, Housing Authority, Board of Appeals, Landmarks Commission, Redevelopment Authority, TIF Joint Review Boards, and other planning and development organizations.

SERVICES PROVIDED

2021 ACCOMPLISHMENTS

Community & Economic Development:

- Managed the City's Housing Program
- Implement and administer the Strong Neighborhoods Menasha Housing Program.
- Managed the Building Inspector functions
- Continued to incorporate Code Enforcement Specialist into the Community Development Department.
- Coordination and management of all Tax Increment Districts (TID #s 4-14) including the amendment of TIF 11 and TIF 13.
- Facilitated conversations with the City of Appleton for the acquisition of vacant lands, easements, and development of residential property in the community.
- Facilitated Land Purchase Agreements with builders in Lake Park Villas.
- Facilitated preparation and administration of development agreements with Woodland Development, LLC, Atkins Development Group, FORE Development, The Brin LLC, Banta 1, LLC, and DH 130 Main, LLC.
- Represented the city/RDA on the Lake Park Villas Phase II Homeowners' Association and created the Second Restated Covenants.
- Prepared site improvement agreements and financial guarantees for development sites.
- Administered development agreements with the Menasha Downtown Development, the Ponds of Menasha, Cypress Homes, PJC Group LLC, Gilbert Development Company, LLC, Woodland Dev. LLC, Van's Realty and Construction, LLC
- Executed the sale of 901 Airport Road bringing the new Scooter's coffee to the market.
- Work toward the redevelopment of the Whiting Site following the fire in 2021
- Marketed city and RDA owned properties.
- Marketed the community to possible developers.
- Assisted building owners/brokers with prospects for business location.
- Facilitated the development or redevelopment of numerous projects throughout the city including new business development and redevelopment, existing

business relocation and expansion.

- Represented the City with various outside agencies and boards such as the Fox Cities Regional Partnership, Fox Cities Convention and Visitors Bureau, Fox Cities Economic Development Professionals Group, WI Lakes Council, Fox WI Heritage Parkway, Neighborhood Partners Network of the Fox Valley, Menasha Business Group, NE Chapter American Planning Association, etc.
- Updated the land use and transportation chapters of the Comprehensive Plan.
- Continued Implementation of the 2018 DT Vision Plan, the 2019 Water Street Corridor Plan, the Comprehensive Plan.
- Processed building alterations and façade improvement grant/loan applications related to projects in the City's Historic Districts.
- Continue to work with Parks Department to purchase and naturalize the Lawson Canal.
- Continued planning efforts for future trail extensions and expansions.
- Updated department website pages for implementation of the city website.

Grant Writing and Administration:

- Work with Winnebago County Industrial Development Board and Menasha Utilities to ensure annual grants are received.
- Apply and implement the CDI grant for the redevelopment of the Brin site
- Support local businesses through grant opportunities caused by the pandemic
- Work closely with other organizations to support future grant opportunities: WEDC, WHEDA, FOX Cities CVB, etc.

Zoning, Land Records, and Socioeconomic Data:

- Zoning Administration, including sign regulations, zone changes, project/site plan review, special use permits, variance requests, and zoning enforcement.
- Creation of maps and data sets for various city departments and outside agencies upon request.
- Assigned and re-assigned addresses for numerous lots throughout the city.
- Coordinated land records information with Associated Appraisal, the City's assessment contractor.
- Worked diligently to research and bring forward new GIS technologies to allow for greater transparency to the community

Stormwater Coordination:

- Assisted the Engineering Division with property information as related to the calculation of stormwater fees.
- In coordination with the Engineering Division, administration of Erosion Control and Stormwater Management ordinances through site plan and project review, and long term maintenance agreements.
- Participated in regional stormwater planning and management.
- Prepared stormwater maintenance agreements and financial guarantees for development sites.
- Participated in NEWSC-Council (Northeast WI Stormwater Coalition).

2022 OBJECTIVES

- Work to improve the city's quality of life and tax base by continuing to focus on projects and initiatives that spur development and redevelopment, including the conservation and rehabilitation of housing stock.

CITY OF MENASHA 2022 OPERATIONS BUDGET	FUND General Fund	BUDGET NAME Community Developme	PREPARED BY Sam Schroeder
	FUNCTION Conservation and Devel	BUDGET NUMBER 100-0304-562	DATE 9/20/2021

• Continue implementation of branding/marketing efforts to implement the adopted brand statement as well as integrating the brand statement into policy goals and objectives.
• Develop and improve standard operating procedures for functions of the department to provide clear and concise direction to citizens and the development community.
• Maintain and improve a customer friendly environment for all citizens, appraisers, real estate professionals, businesses, developers, lenders, and contractors.
• Update and advance projects that help implement the goals, objectives, and policies of the City of Menasha Year 2030 Comprehensive Plan.
• Update the remaining Comprehensive Plan.
• Develop specific area development and redevelopment plans reflecting the vision of the Menasha community that include well defined goals, objectives and implementation strategies.
• Continue to implement the Strong Neighborhoods Menasha Housing Program.
• Continue to implement the 2018 Downtown Vision Plan and the 2019 Water Street Corridor Plan
• Complete a housing analysis of the community to ensure future growth of the community.
• Work with neighboring communities to build future relationships to allow for all communities to fairly provide and receive the best possible services and growth.
• Provide staff support and guidance to a Plan Commission, Landmarks Commission, Board of Appeals, Redevelopment Authority, Housing Authority, TIF Joint Review Boards (Winnebago & Calumet County) and Common Council.
• Continue to reach out to prospective developers and market the City of Menasha
• Support Rock the Block in Menasha by Habitat for Humanity
• Redevelopment of Gilbert/RR Donnelley Site.
• Redevelopment of the Brin Building site.
• Redevelopment of the former Whiting Paper Mill Site
• Work closely with Fox River Navigation System Authority to attempt to reopen the Menasha Lock
• Update Municipal Code as it relates to land uses.
• Continue to enhance and train the skills of individual staff members of the Community Development Department to bring forward positive change to our Community.

MAJOR CHANGES FROM 2021 BUDGET

CITY OF MENASHA
2022 OPERATIONS BUDGET

FUND	BUDGET NAME	PREPARED BY
General Fund	Community Developme	Sam Schroeder
FUNCTION	**BUDGET NUMBER**	**DATE**
Conservation and Devel	100-0304-562	9/20/2021

FUNDING SOURCES	2021 FUNDING	2022 FUNDING
TAXES	$0.00	$0.00
SPECIAL ASSESSMENTS	$0.00	$0.00
INTERGOV REVENUE	$0.00	$0.00
LICENSES & PERMITS	$0.00	$0.00
FINES & FORFEITS	$0.00	$0.00
PUBLIC CHARGES	$0.00	$0.00
MISCELLANEOUS	$0.00	$0.00
TOTAL	$0.00	$0.00

POSITION TITLE	2021 # OF FTE'S	2022 # OF FTE'S
Comm. Dev. Coordinator	1.00	1.00
Principal Planner	0.59	0.66
Comm. Dev. Director	0.65	0.70
TOTAL	2.24	2.36

ACCOUNT NUMBER	ACCOUNT DESCRIPTION	2020 ACTUAL	2021 ADJUSTED BUDGET	2021 YEAR TO DATE ACTUAL	2021 YEAR END PROJECTION	2022 ADOPTED BUDGET
General Fund						
	Community Development					
100-0304-562.10-01	Wages	58,158	59,101	59,103	59,101	60,050
100-0304-562.10-02	Salaries	108,164	107,231	101,540	107,839	113,736
100-0304-562.10-03	Overtime/Doubletime	191	400	889	400	400
100-0304-562.15-01	Health	43,126	47,402	35,337	47,651	39,542
100-0304-562.15-02	Life	168	275	221	276	281
100-0304-562.15-03	Dental	2,501	2,923	2,105	2,933	2,105
100-0304-562.15-04	Retirement	11,239	11,227	10,837	11,268	11,298
100-0304-562.15-05	FICA	12,106	12,285	11,730	12,328	12,913
100-0304-562.15-07	Vision	330	331	307	333	320
100-0304-562.15-08	Workers Comp	316	316	305	318	330
100-0304-562.15-10	Banked Sick Leave	1,716	1,655	1,540	1,661	1,724
100-0304-562.15-11	HRA Funding	0	0	2,808	2,830	3,258
100-0304-562.21-02	Engineering	0	20,000	23,500	23,500	20,000

LEVEL	TEXT	TEXT AMT
TOTA	UPDATE COMP PLAN	20,000
		20,000

100-0304-562.21-06	Management	100	10,000	8,890	10,000	10,000
100-0304-562.21-08	Recording Fees	90	120	180	400	120
100-0304-562.21-09	Appraisal	0	3,000	0	1,250	3,000
100-0304-562.21-10	Marketing	5,282	15,000	2,094	7,000	14,000
100-0304-562.22-01	Telephone	1,013	1,100	979	1,100	750
100-0304-562.22-03	Electricity	325	300	270	300	300
100-0304-562.29-07	Inhouse Info Tech Service	10,215	10,398	10,376	10,398	10,693
100-0304-562.30-10	Office	363	1,500	655	1,500	1,000
100-0304-562.30-11	Postage	756	1,000	875	800	1,000
100-0304-562.30-12	Computer & Technology	0	0	0	0	1,200

LEVEL	TEXT	TEXT AMT
TOTA	2022 PC REPLACEMENT	1,200
		1,200

100-0304-562.30-15	Tools & Equipment	27	500	8	500	500
100-0304-562.30-18	Department	134	600	3	600	600
100-0304-562.32-01	Dues/Memberships/Licenses	502	4,400	3,130	4,000	2,400
100-0304-562.33-01	Mileage	337	1,800	237	500	1,800
100-0304-562.33-02	Registrations	300	1,500	599	700	1,500
100-0304-562.33-03	Lodging/Meals	0	1,800	0	0	1,800
100-0304-562.33-04	Other Expenses	0	100	0	0	100
100-0304-562.34-01	Mileage	0	150	0	0	150
100-0304-562.34-02	Registrations	45	2,000	0	0	2,000
*	Community Development	257,504	318,414	278,518	309,486	318,870

ACCOUNT NUMBER	ACCOUNT DESCRIPTION	2020 ACTUAL	2021 ADJUSTED BUDGET	2021 YEAR TO DATE ACTUAL	2021 YEAR END PROJECTION	2022 ADOPTED BUDGET
General Fund						
Urban Redevelopment						
100-0305-562.22-03	Electricity	320	285	283	285	285
100-0305-562.22-05	Water/Sewer	294	350	348	350	350
100-0305-562.22-06	Storm Water	224	250	279	250	250
100-0305-562.70-01	Acquisition/Rehab/Conv	3,737	0	0	0	0
*	Urban Redevelopment	4,575	885	910	885	885
**	General Fund	4,575	885	910	885	885

THIS PAGE IS INTENTIONALLY LEFT BLANK

CITY OF MENASHA
2022 OPERATIONS BUDGET

FUND	BUDGET NAME	PREPARED BY
General Fund	Forestry	Megan Sackett Thad Brown
FUNCTION	**BUDGET NUMBER**	**DATE**
Conservation and Devel	100-0706-561	9/20/2021

RESPONSIBILITIES

Manage, maintain and enhance the City's values urban forestry program

SERVICES PROVIDED

- Plant residential terrace and park trees per established policies
- Trim and remove City terrace trees as needed
- Remove stumps and reseed turf areas as needed
- Manage the City's urban forest with use of the Community Tree Map
- Apply for available grants to assist in funding forestry plans

2021 ACCOMPLISHMENTS

- Recognized by National Arbor Day Foundation as a Tree City, USA for the 38th consecutive year
- Treated EAB treatment of ash trees in good condition and desired locations
- Completed tree removal and tree planting per the Urban Forestry Grant
- Planted over 155 terrace and park trees throughout the City
- Submitted an ATC grant
- Increased communication on our Facebook page and website to increase public awareness of our EAB plan and the benefits of urban forestry

2022 OBJECTIVES

- Pursue annual Tree City, USA designation
- Update City's Tree Inventory and place in WI DNR Community Tree Map software
- Continue goal of planting approximately 125 terrace and park trees per year

Note that .30 of Arborist position is in Stormwater-Forestry (625-0706-561.10-01)

MAJOR CHANGES FROM 2021 BUDGET

None

FUNDING SOURCES	2021 FUNDING	2022 FUNDING
TAXES	$0.00	$0.00
SPECIAL ASSESSMENTS	$0.00	$0.00
INTERGOV REVENUE	$0.00	$0.00
LICENSES & PERMITS	$0.00	$0.00
FINES & FORFEITS	$0.00	$0.00
PUBLIC CHARGES	$0.00	$0.00
MISCELLANEOUS	$0.00	$0.00
TOTAL	$0.00	$0.00

POSITION TITLE	2021 # OF FTE'S	2022 # OF FTE'S
Arborist	0.50	0.50
Park Lead	0.20	0.20
Park Laborer/Caretaker	0.15	0.15
None	0.00	0.00
TOTAL	0.85	0.85

ACCOUNT NUMBER	ACCOUNT DESCRIPTION	2020 ACTUAL	2021 ADJUSTED BUDGET	2021 YEAR TO DATE ACTUAL	2021 YEAR END PROJECTION	2022 ADOPTED BUDGET
General Fund						
Forestry						
100-0706-561.10-01	Wages	53,681	50,527	25,042	46,146	59,026
100-0706-561.10-02	Salaries	0	3,888	3,325	3,888	3,985
100-0706-561.10-03	Overtime/Doubletime	105	300	195	300	300
100-0706-561.10-08	Wages-Temp Help	0	0	102	102	0
100-0706-561.15-01	Health	17,245	17,138	8,012	22,988	18,242
100-0706-561.15-02	Life	97	129	76	196	167
100-0706-561.15-03	Dental	1,062	1,076	458	972	1,146
100-0706-561.15-04	Retirement	3,648	3,693	1,929	3,520	4,273
100-0706-561.15-05	FICA	3,948	3,951	2,110	3,830	4,843
100-0706-561.15-07	Vision	145	124	59	170	126
100-0706-561.15-08	Workers Comp	2,022	1,964	1,017	1,866	2,172
100-0706-561.15-10	Banked Sick Leave	529	531	255	342	627
100-0706-561.15-11	HRA Funding	0	0	695	1,030	805
100-0706-561.19-03	Uniform/Clothing Allow	255	255	255	255	255
100-0706-561.20-06	Lawn Care	0	26,000	250	250	1,000
100-0706-561.29-05	Vehicle/Equipment Rental	57,743	45,000	25,104	31,000	35,000
100-0706-561.29-07	Inhouse Info Tech Service	2,363	2,489	2,484	2,489	2,621
100-0706-561.30-12	Computer & Technology	0	1,300	1,277	1,277	0
100-0706-561.30-15	Tools & Equipment	0	2,250	0	1,000	1,000
100-0706-561.30-18	Department	30	11,500	10,792	11,500	11,500
100-0706-561.32-01	Dues/Memberships/Licenses	0	275	0	0	275
100-0706-561.34-02	Registrations	305	500	0	0	500
100-0706-561.34-03	Lodging/Meals	0	250	0	0	375
*	Forestry	143,178	173,140	83,437	133,121	148,238
**	General Fund	143,178	173,140	83,437	133,121	148,238

ACCOUNT NUMBER	ACCOUNT DESCRIPTION	2020 ACTUAL	2021 ADJUSTED BUDGET	2021 YEAR TO DATE ACTUAL	2021 YEAR END PROJECTION	2022 ADOPTED BUDGET
General Fund						
Misc Other						
100-1199-519.15-01	Health	0	0	0	0	134,060-

LEVEL	TEXT	TEXT AMT
TOTA	HEALTH INSURANCE PLAN SAVINGS	134,060-
		134,060-

*	Misc Other	0	0	0	0	134,060-
**	General Fund	0	0	0	0	134,060-

SPECIAL REVENUE FUNDS

FUND 203

FAÇADE IMPROVEMENT

ACCOUNT NUMBER	ACCOUNT DESCRIPTION	2020 ACTUAL	2021 ADJUSTED BUDGET	2021 YEAR TO DATE ACTUAL	2021 YEAR END PROJECTION	2022 ADOPTED BUDGET
Facade Improvement						
203-0000-461.01-00	On Investments	293	0	0	0	0
203-0000-466.00-00	Misc General Revenue	10,977	0	0	0	0
*	Facade Improvement	11,270	0	0	0	0
**	Facade Improvement	11,270	0	0	0	0

ACCOUNT NUMBER	ACCOUNT DESCRIPTION	2020 ACTUAL	2021 ADJUSTED BUDGET	2021 YEAR TO DATE ACTUAL	2021 YEAR END PROJECTION	2022 ADOPTED BUDGET
Facade Improvement						
Housing Rehab Program						
203-0306-562.70-01	Acquisition/Rehab/Conv	2,323	0	0	0	0
*	Housing Rehab Program	2,323	0	0	0	0
Facade Improvement Progr						
203-0307-562.70-01	Acquisition/Rehab/Conv	0	10,000	0	0	10,000
LEVEL TEXT		TEXT AMT				
TOTA	HISTORIC FACADE IMPROVEMENT PROGRAM	10,000				
		10,000				
*	Facade Improvement Progr	0	10,000	0	0	10,000
**	Facade Improvement	2,323	10,000	0	0	10,000

THIS PAGE IS INTENTIONALLY LEFT BLANK

FUND 204

STRONG NEIGHBORHOODS

ACCOUNT NUMBER	ACCOUNT DESCRIPTION	2020 ACTUAL	2021 ADJUSTED BUDGET	2021 YEAR TO DATE ACTUAL	2021 YEAR END PROJECTION	2022 ADOPTED BUDGET
Strong Neighborhoods Prog						
204-0000-466.00-00	Misc General Revenue	0	0	9,996	9,996	0
204-0000-492.07-00	TIF #6 Fund	512,552	0	0	0	0
*	Strong Neighborhoods Prog	512,552	0	9,996	9,996	0
**	Strong Neighborhoods Prog	512,552	0	9,996	9,996	0

ACCOUNT NUMBER	ACCOUNT DESCRIPTION	2020 ACTUAL	2021 ADJUSTED BUDGET	2021 YEAR TO DATE ACTUAL	2021 YEAR END PROJECTION	2022 ADOPTED BUDGET
Strong Neighborhoods Prog						
Strong Neighborhoods Prog						
204-0308-562.21-10	Marketing	1,500	1,500	162	500	1,500
204-0308-562.70-01	Acquisition/Rehab/Conv	196,154	300,000	118,683	150,000	650,000

LEVEL	TEXT	TEXT AMT
TOTA	STRONG NEIGHBORHOOD MENASHA PROGRAM	300,000
	SITE ACQUISITION - APPLETON WATER PLANT PROPERTY	350,000
		650,000

*	Strong Neighborhoods Prog	197,654	301,500	118,845	150,500	651,500
**	Strong Neighborhoods Prog	197,654	301,500	118,845	150,500	651,500

THIS PAGE IS INTENTIONALLY LEFT BLANK

FUND 207

MARINA

CITY OF MENASHA 2022 OPERATIONS BUDGET	FUND Marina Fund	BUDGET NAME Marina Operations	PREPARED BY Megan Sackett Thad Brown
	FUNCTION Culture and Recreation	BUDGET NUMBER 207-0707-552	DATE 9/20/2021

RESPONSIBILITIES

Administer this non-levy, contracted facility

SERVICES PROVIDED

- a non-levy fund and facility that attracts people to downtown Menasha

2021 ACCOMPLISHMENTS

- Harbormaster Diane Schabach continued to operate a successful marina on behalf of the City
- Completed concrete flat work to complete the unground fuel tank replacement project
- Completed fencing for relocated dumpster enclosure

2022 OBJECTIVES

- Electrical upgrades under the docks
- Replace siding and paint Harbor House
- Replace 6 aerators
- Increase revenues through seasonal rent increase and fuel sales to help offset new tank expense

MAJOR CHANGES FROM 2021 BUDGET

FUNDING SOURCES	2021 FUNDING	2022 FUNDING
TAXES	$0.00	$0.00
SPECIAL ASSESSMENTS	$0.00	$0.00
INTERGOV REVENUE	$0.00	$0.00
LICENSES & PERMITS	$0.00	$0.00
FINES & FORFEITS	$0.00	$0.00
PUBLIC CHARGES	$0.00	$0.00
MISCELLANEOUS	$0.00	$0.00
TOTAL	$0.00	$0.00

POSITION TITLE	2021 # OF FTE'S	2022 # OF FTE'S
Park Lead	0.10	0.00
Fac. Technician	0.15	0.15
Fac. Technician/Elec.	0.04	0.04
Park Laborers/Caretakers	0.10	0.10
Seasonal Staff	0.05	0.05
TOTAL	0.44	0.34

ACCOUNT NUMBER	ACCOUNT DESCRIPTION	2020 ACTUAL	2021 ADJUSTED BUDGET	2021 YEAR TO DATE ACTUAL	2021 YEAR END PROJECTION	2022 ADOPTED BUDGET
Marina						
207-0000-441.35-00	Annual Slip Rentals	91,321	92,000	90,634	91,000	92,000
207-0000-441.36-00	Transient Slip Rentals	1,407	1,500	999	1,200	1,500
207-0000-441.37-00	Marina Concession	1,344	1,400	1,481	1,500	1,400
207-0000-441.38-00	Gasoline Sales	74,927	77,000	90,173	85,000	80,000
*	Marina	168,999	171,900	183,287	178,700	174,900
**	Marina	168,999	171,900	183,287	178,700	174,900

ACCOUNT NUMBER	ACCOUNT DESCRIPTION	2020 ACTUAL	2021 ADJUSTED BUDGET	2021 YEAR TO DATE ACTUAL	2021 YEAR END PROJECTION	2022 ADOPTED BUDGET
Marina						
	Marina Operations					
207-0707-552.10-01	Wages	8,864	22,808	11,067	11,335	22,355
207-0707-552.10-03	Overtime/Doubletime	38	200	32	100	200
207-0707-552.10-08	Wages-Temp Help	105	1,761	75	43	2,108
207-0707-552.15-01	Health	3,627	7,605	3,564	4,361	8,009
207-0707-552.15-02	Life	23	61	24	26	60
207-0707-552.15-03	Dental	201	483	224	250	359
207-0707-552.15-04	Retirement	606	1,620	755	769	1,522
207-0707-552.15-05	FICA	663	1,819	825	830	1,886
207-0707-552.15-07	Vision	25	48	25	32	32
207-0707-552.15-08	Workers Comp	336	954	399	409	695
207-0707-552.15-10	Banked Sick Leave	89	222	108	111	174
207-0707-552.15-11	HRA Funding	0	0	277	422	339
207-0707-552.19-03	Uniform/Clothing Allow	117	117	87	117	117
207-0707-552.21-06	Management	50,500	56,000	57,637	52,250	56,000
207-0707-552.22-03	Electricity	7,967	10,500	9,365	9,100	10,500
207-0707-552.22-04	Heat	375	500	538	535	500
207-0707-552.22-05	Water/Sewer	4,966	5,500	4,467	4,425	5,500
207-0707-552.22-06	Storm Water	690	800	927	855	800
207-0707-552.22-07	Fiber Optic	583	700	717	573	650
207-0707-552.24-02	Tools & Equipment	242	3,000	1,331	1,331	3,000
207-0707-552.24-03	Buildings	2,684	12,500	4,455	4,791	22,500

LEVEL	TEXT	TEXT AMT
TOTA	ABYC TRAINING	1,800
	REPLACE AERATORS	6,000
	MISCELLANEOUS	2,200
	REPAIR AND PAINT HARBOR HOUSE	11,000
	UPGRADE ELECTRICAL UNDER DOCKS	1,500
		22,500

207-0707-552.29-01	Printing	0	1,000	259	500	750
207-0707-552.29-05	Vehicle/Equipment Rental	938	3,500	793	1,000	2,500
207-0707-552.29-07	Inhouse Info Tech Service	1,193	1,256	1,253	1,256	1,323
207-0707-552.30-11	Postage	125	250	40	150	200
207-0707-552.30-13	Housekeeping	640	500	0	500	500
207-0707-552.30-15	Tools & Equipment	0	2,000	0	0	0
207-0707-552.30-18	Department	1,047	2,000	958	1,000	2,000
207-0707-552.32-01	Dues/Memberships/Licenses	198	450	198	198	350
207-0707-552.38-01	Fuel	67,322	80,000	78,666	77,800	80,000
207-0707-552.51-03	Property	167	179	180	179	215
207-0707-552.82-02	Construction	81,937	0	45,038	45,038	0
*	Marina Operations	236,268	218,333	224,284	220,286	225,144

THIS PAGE IS INTENTIONALLY LEFT BLANK

FUND 209

PARK DEVELOPMENT

CITY OF MENASHA 2022 OPERATIONS BUDGET	FUND Park Develop Fund	BUDGET NAME Park Development Fund	PREPARED BY Megan Sackett
	FUNCTION Culture and Recreation	BUDGET NUMBER 209-0703-553	DATE 9/20/2021

RESPONSIBILITIES

A non-levy fund established with fees collected from residential development. Funds are to be used for parks and recreation land acquisition, development and upgrades to existing parks.

SERVICES PROVIDED

2021 ACCOMPLISHMENTS

2022 OBJECTIVES

- Complete engineering/design work at old Donnelly and canal properties in cooperation with Community Development redevelopment plans
- Investigate grant opportunities for restoring the canal
- Complete acquisition of the blighted Lawson Canal parcel from the Neenah/Menasha Water Plant Company.

MAJOR CHANGES FROM 2021 BUDGET

FUNDING SOURCES	2021 FUNDING	2022 FUNDING
TAXES	$0.00	$0.00
SPECIAL ASSESSMENTS	$0.00	$0.00
INTERGOV REVENUE	$0.00	$0.00
LICENSES & PERMITS	$0.00	$0.00
FINES & FORFEITS	$0.00	$0.00
PUBLIC CHARGES	$0.00	$0.00
MISCELLANEOUS	$0.00	$0.00
TOTAL	$0.00	$0.00

ACCOUNT NUMBER	ACCOUNT DESCRIPTION	2020 ACTUAL	2021 ADJUSTED BUDGET	2021 YEAR TO DATE ACTUAL	2021 YEAR END PROJECTION	2022 ADOPTED BUDGET
Park Development						
209-0000-441.23-00	Park	9,900	9,500	15,400	14,300	16,500
209-0000-461.01-00	On Investments	620	700	101	125	140
*	Park Development	10,520	10,200	15,501	14,425	16,640
**	Park Development	10,520	10,200	15,501	14,425	16,640

ACCOUNT NUMBER	ACCOUNT DESCRIPTION	2020 ACTUAL	2021 ADJUSTED BUDGET	2021 YEAR TO DATE ACTUAL	2021 YEAR END PROJECTION	2022 ADOPTED BUDGET
Park Development						
Parks Department						
209-0703-553.21-02	Engineering	7,029	6,000	6,000	6,000	21,000

LEVEL	TEXT	TEXT	AMT
TOTA	LAWSON CANAL		15,000
	OTHER		6,000
			21,000

209-0703-553.82-02	Construction	3,386	5,000	0	5,000	5,000
*	Parks Department	10,415	11,000	6,000	11,000	26,000
**	Park Development	10,415	11,000	6,000	11,000	26,000

THIS PAGE IS INTENTIONALLY LEFT BLANK

FUND 255

AMERICAN RESCUE PLAN ACT

ACCOUNT NUMBER	ACCOUNT DESCRIPTION	2020 ACTUAL	2021 ADJUSTED BUDGET	2021 YEAR TO DATE ACTUAL	2021 YEAR END PROJECTION	2022 ADOPTED BUDGET
American Rescue Plan Act						
255-0000-431.07-00	ARPA Funds	0	0	935,371	935,371	935,370
*	American Rescue Plan Act	0	0	935,371	935,371	935,370
**	American Rescue Plan Act	0	0	935,371	935,371	935,370

ACCOUNT NUMBER	ACCOUNT DESCRIPTION	2020 ACTUAL	2021 ADJUSTED BUDGET	2021 YEAR TO DATE ACTUAL	2021 YEAR END PROJECTION	2022 ADOPTED BUDGET
American Rescue Plan Act						
Police						
255-0801-521.30-15	Tools & Equipment	0	0	203,502	203,503	0
*	Police	0	0	203,502	203,503	0
**	American Rescue Plan Act	0	0	203,502	203,503	0

THIS PAGE IS INTENTIONALLY LEFT BLANK

FUND 263

CDBG REVOLVING LOAN

ACCOUNT NUMBER	ACCOUNT DESCRIPTION	2020 ACTUAL	2021 ADJUSTED BUDGET	2021 YEAR TO DATE ACTUAL	2021 YEAR END PROJECTION	2022 ADOPTED BUDGET
CDBG Revolving Loan						
263-0000-461.01-00	On Investments	637	750	105	130	200
263-0000-461.04-00	On CDBG RLF Funds	849	750	166	205	300
263-0000-466.00-00	Misc General Revenue	49,495	25,000	31,449	10,508	25,000
*	CDBG Revolving Loan	50,981	26,500	31,720	10,843	25,500
**	CDBG Revolving Loan	50,981	26,500	31,720	10,843	25,500

ACCOUNT NUMBER	ACCOUNT DESCRIPTION	2020 ACTUAL	2021 ADJUSTED BUDGET	2021 YEAR TO DATE ACTUAL	2021 YEAR END PROJECTION	2022 ADOPTED BUDGET
CDBG Revolving Loan						
Housing Rehab Program						
263-0306-562.21-06	Management	0	200	199	200	200
263-0306-562.21-08	Recording Fees	180	150	270	150	150
263-0306-562.34-02	Registrations	0	1,100	0	0	1,100
263-0306-562.70-01	Acquisition/Rehab/Conv	5,615	55,000	75	20,000	55,000

LEVEL	TEXT	TEXT AMT
TOTA	COMMUNITY DEVELOPMENT BLOCK GRANT FUND	55,000
		55,000

*	Housing Rehab Program	5,795	56,450	544	20,350	56,450
**	CDBG Revolving Loan	5,795	56,450	544	20,350	56,450

FUND 266

RECYCLING

ACCOUNT NUMBER	ACCOUNT DESCRIPTION	2020 ACTUAL	2021 ADJUSTED BUDGET	2021 YEAR TO DATE ACTUAL	2021 YEAR END PROJECTION	2022 ADOPTED BUDGET
Recycling						
266-0000-411.00-00	General Property Taxes	336,854	320,537	320,537	320,537	317,538
266-0000-432.11-00	Recycling	70,058	70,200	65,878	65,878	70,000
266-0000-441.14-00	Solid Waste Disposal	462	500	244	400	500
266-0000-441.15-00	Recycling	4,140	3,600	4,410	4,000	4,000
266-0000-463.05-00	Recyclable Materials	5,997	7,000	9,781	7,000	7,000
266-0000-481.12-00	Recycling	60	5,000	45	100	500
266-0000-481.13-00	Solid Waste Disposal	98	100	0	0	100
*	Recycling	417,669	406,937	400,895	397,915	399,638
**	Recycling	417,669	406,937	400,895	397,915	399,638

CITY OF MENASHA 2022 OPERATIONS BUDGET	FUND Recycling Fund	BUDGET NAME Recycling, Solid Waste	PREPARED BY Laura Jungwirth Thad Brown
	FUNCTION Public Works	BUDGET NUMBER 266-1027-543	DATE 9/20/2021

RESPONSIBILITIES

This budget reflects costs associated with the collection and processing of all residential recycling goods; including recyclables dropped off at the Public Works Facility recycling facility.

SERVICES PROVIDED

2021 ACCOMPLISHMENTS

Projected to recycle approximately 1,600 tons of co-mingled recyclables. All drop site materials are being hauled by City staff eliminating outside vendor contract.

2022 OBJECTIVES

Continue to provide cost-effective collection of single-stream recyclables, both curbside and at drop-off site.

MAJOR CHANGES FROM 2021 BUDGET

Tipping fees decreased from $15 to $5 per ton.

FUNDING SOURCES	2021 FUNDING	2022 FUNDING
TAXES	$0.00	$0.00
SPECIAL ASSESSMENTS	$0.00	$0.00
INTERGOV REVENUE	$0.00	$0.00
LICENSES & PERMITS	$0.00	$0.00
FINES & FORFEITS	$0.00	$0.00
PUBLIC CHARGES	$0.00	$0.00
MISCELLANEOUS	$0.00	$0.00
TOTAL	$0.00	$0.00

POSITION TITLE	2021 # OF FTE'S	2022 # OF FTE'S
Deputy Dir of Municipal O	0.04	0.04
Public Works Superintend	0.03	0.03
Public Works Admin Asst	0.20	0.20
Sanitation Worker	1.08	1.00
TOTAL	1.35	1.27

ACCOUNT NUMBER	ACCOUNT DESCRIPTION	2020 ACTUAL	2021 ADJUSTED BUDGET	2021 YEAR TO DATE ACTUAL	2021 YEAR END PROJECTION	2022 ADOPTED BUDGET
Recycling						
	Recycling-Solid Waste					
266-1027-543.10-01	Wages	64,380	73,088	74,166	65,222	69,522
266-1027-543.10-02	Salaries	5,362	5,675	5,711	5,076	5,968
266-1027-543.10-03	Overtime/Doubletime	14	300	42	30	300
266-1027-543.15-01	Health	13,342	5,007	15,670	16,442	11,763
266-1027-543.15-02	Life	192	438	234	227	491
266-1027-543.15-03	Dental	1,431	1,652	1,585	1,484	1,552
266-1027-543.15-04	Retirement	4,729	5,317	5,412	4,761	5,116
266-1027-543.15-05	FICA	5,261	5,932	5,975	5,211	5,798
266-1027-543.15-07	Vision	155	154	154	165	138
266-1027-543.15-08	Workers Comp	2,291	2,694	2,553	2,249	2,326
266-1027-543.15-10	Banked Sick Leave	689	783	787	695	750
266-1027-543.15-11	HRA Funding	0	0	1,236	1,392	1,461
266-1027-543.19-03	Uniform/Clothing Allow	608	325	321	325	300
266-1027-543.21-06	Management	0	500	0	0	0
266-1027-543.22-01	Telephone	0	500	0	0	0
266-1027-543.25-01	Other Municipal Entities	17,456	26,280	20,411	23,516	9,280

LEVEL	TEXT	TEXT AMT
TOTA	1400 TON OF SS @ $5.00/TON	7,000
	5.75 TONS OF TIRE DISPOSAL @ $190/TON	2,280
		9,280

266-1027-543.25-03	Other Govment-Electronics	815	1,200	475	610	1,200
266-1027-543.29-01	Printing	7,245	6,500	319	7,246	6,500
266-1027-543.29-05	Vehicle/Equipment Rental	108,571	100,500	111,820	109,871	105,500
266-1027-543.29-07	Inhouse Info Tech Service	4,408	4,613	4,604	4,613	4,858
266-1027-543.30-11	Postage	1,493	1,200	1,482	1,492	1,200
266-1027-543.30-15	Tools & Equipment	4,998	5,500	5,110	5,500	6,500

LEVEL	TEXT	TEXT AMT
TOTA	CUROTTO CAN	2,500
	CARTS	4,000
		6,500

266-1027-543.30-18	Department	683	1,000	973	1,000	1,000
266-1027-543.51-03	Property	385	412	412	412	494
*	Recycling-Solid Waste	244,508	249,570	259,452	257,539	242,017
**	Recycling	244,508	249,570	259,452	257,539	242,017

CITY OF MENASHA 2022 OPERATIONS BUDGET	FUND Recycling Fund	BUDGET NAME Recycling, Yard Waste	PREPARED BY Laura Jungwirth Thad Brown
	FUNCTION Public Works	BUDGET NUMBER 266-1028-543	DATE 9/20/2021

RESPONSIBILITIES

This budget reflects costs associated with the collection and processing of all City yard waste. Includes monthly brush collection, spring yard waste cleanup collection, fall leaf collection, and all yard waste collected at drop site. A portion of yard waste activities is charged to the Storm Water Utility.

SERVICES PROVIDED

2021 ACCOMPLISHMENTS

Continued to improve the City owned dump site located along side the former Badger Highways site (Bucklin's) for composting activities.

2022 OBJECTIVES

MAJOR CHANGES FROM 2021 BUDGET

No significant changes.

FUNDING SOURCES	2021 FUNDING	2022 FUNDING
TAXES	$0.00	$0.00
SPECIAL ASSESSMENTS	$0.00	$0.00
INTERGOV REVENUE	$0.00	$0.00
LICENSES & PERMITS	$0.00	$0.00
FINES & FORFEITS	$0.00	$0.00
PUBLIC CHARGES	$0.00	$0.00
MISCELLANEOUS	$0.00	$0.00
TOTAL	$0.00	$0.00

POSITION TITLE	2021 # OF FTE'S	2022 # OF FTE'S
Deputy Dir of Municipal O	0.02	0.02
Public Works Superintend	0.05	0.05
Public Works Admin. Asst	0.09	0.20
Public Works Lead	0.22	0.22
Light Equipment Operator	0.18	0.18
Truck Driver	0.40	0.40
Yard Attendant	0.09	0.00
Summer Help	0.19	0.00
TOTAL	1.24	1.07

ACCOUNT NUMBER	ACCOUNT DESCRIPTION	2020 ACTUAL	2021 ADJUSTED BUDGET	2021 YEAR TO DATE ACTUAL	2021 YEAR END PROJECTION	2022 ADOPTED BUDGET
Recycling						
	Recycling-Yard Waste					
266-1028-543.10-01	Wages	35,478	51,605	35,598	43,000	54,908
266-1028-543.10-02	Salaries	6,662	5,715	5,830	5,155	6,141
266-1028-543.10-03	Overtime/Doubletime	352	770	0	770	770
266-1028-543.10-08	Wages-Temp Help	131	1,970	216	492	0
266-1028-543.15-01	Health	10,958	11,229	11,167	10,129	17,317
266-1028-543.15-02	Life	67	68	57	51	100
266-1028-543.15-03	Dental	807	1,174	792	799	1,284
266-1028-543.15-04	Retirement	2,878	3,921	2,807	2,584	4,173
266-1028-543.15-05	FICA	3,133	4,354	3,057	3,036	4,729
266-1028-543.15-07	Vision	118	136	88	85	142
266-1028-543.15-08	Workers Comp	1,480	2,000	1,354	1,411	1,822
266-1028-543.15-10	Banked Sick Leave	393	567	389	124	604
266-1028-543.15-11	HRA Funding	0	0	922	1,696	1,699
266-1028-543.19-03	Uniform/Clothing Allow	175	0	253	236	238
266-1028-543.21-06	Management	4,400	4,400	4,400	4,400	5,280
266-1028-543.22-06	Storm Water	126	510	0	0	0
266-1028-543.29-05	Vehicle/Equipment Rental	44,690	68,200	60,126	52,400	53,000
266-1028-543.30-11	Postage	49	44	50	59	44
266-1028-543.30-15	Tools & Equipment	0	3,080	1,338	2,045	2,080
266-1028-543.30-18	Department	0	880	56	880	500
266-1028-543.51-03	Property	312	369	334	369	443
*	Recycling-Yard Waste	112,209	160,992	128,834	129,721	155,274
**	Recycling	112,209	160,992	128,834	129,721	155,274

CITY OF MENASHA 2022 OPERATIONS BUDGET	FUND Recycling Fund	BUDGET NAME Recycling, Appliances	PREPARED BY Laura Jungwirth Thad Brown
	FUNCTION Public Works	BUDGET NUMBER 266-1029-543	DATE 9/20/2021

RESPONSIBILITIES

This budget provides for the collection and processing of all waste appliances in the City.

SERVICES PROVIDED

2021 ACCOMPLISHMENTS

2022 OBJECTIVES

Continue current service level.

MAJOR CHANGES FROM 2021 BUDGET

No significant changes.

FUNDING SOURCES	2021 FUNDING	2022 FUNDING
TAXES	$0.00	$0.00
SPECIAL ASSESSMENTS	$0.00	$0.00
INTERGOV REVENUE	$0.00	$0.00
LICENSES & PERMITS	$0.00	$0.00
FINES & FORFEITS	$0.00	$0.00
PUBLIC CHARGES	$0.00	$0.00
MISCELLANEOUS	$0.00	$0.00
TOTAL	$0.00	$0.00

POSITION TITLE	2021 # OF FTE'S	2022 # OF FTE'S
Public Works Superintend	0.01	0.01
Common Laborer	0.15	0.15
TOTAL	0.16	0.16

ACCOUNT NUMBER	ACCOUNT DESCRIPTION	2020 ACTUAL	2021 ADJUSTED BUDGET	2021 YEAR TO DATE ACTUAL	2021 YEAR END PROJECTION	2022 ADOPTED BUDGET
Recycling						
	Recycling-Appliances					
266-1029-543.10-01	Wages	14,693	7,555	7,222	5,771	7,349
266-1029-543.10-02	Salaries	575	610	620	546	672
266-1029-543.10-03	Overtime/Doubletime	117	0	0	0	0
266-1029-543.10-08	Wages-Temp Help	110	0	33	50	0
266-1029-543.15-01	Health	2,113	58	1,325	2,316	59
266-1029-543.15-02	Life	19	8	19	14	1
266-1029-543.15-03	Dental	203	4	150	215	4
266-1029-543.15-04	Retirement	1,043	551	530	939	542
266-1029-543.15-05	FICA	1,167	624	586	1,065	614
266-1029-543.15-07	Vision	29	0	20	23	22
266-1029-543.15-08	Workers Comp	585	314	284	539	256
266-1029-543.15-10	Banked Sick Leave	140	81	70	36	80
266-1029-543.15-11	HRA Funding	0	0	102	112	119
266-1029-543.19-03	Uniform/Clothing Allow	34	0	2	30	45
266-1029-543.25-01	Other Municipal Entities	4,926	4,000	2,244	3,319	4,000
266-1029-543.29-05	Vehicle/Equipment Rental	13,482	7,500	10,949	10,739	7,500
266-1029-543.51-03	Property	65	70	70	70	84
*	Recycling-Appliances	39,301	21,375	24,226	25,784	21,347
**	Recycling	39,301	21,375	24,226	25,784	21,347

THIS PAGE IS INTENTIONALLY LEFT BLANK

FUND 821

LIBRARY ENDOWMENT

ACCOUNT NUMBER	ACCOUNT DESCRIPTION	2020 ACTUAL	2021 ADJUSTED BUDGET	2021 YEAR TO DATE ACTUAL	2021 YEAR END PROJECTION	2022 ADOPTED BUDGET
Library Endowment						
821-0000-461.01-00	On Investments	32,447	30,000	0	10,000	15,000
821-0000-465.00-00	Donations & Gifts	19,188	20,000	0	20,000	20,000
*	Library Endowment	51,635	50,000	0	30,000	35,000
**	Library Endowment	51,635	50,000	0	30,000	35,000

ACCOUNT NUMBER	ACCOUNT DESCRIPTION	2020 ACTUAL	2021 ADJUSTED BUDGET	2021 YEAR TO DATE ACTUAL	2021 YEAR END PROJECTION	2022 ADOPTED BUDGET
Library Endowment						
Public Library						
821-0601-551.30-16	Promotional	14,862	45,000	0	30,000	30,000
*	Public Library	14,862	45,000	0	30,000	30,000
**	Library Endowment	14,862	45,000	0	30,000	30,000

THIS PAGE IS INTENTIONALLY LEFT BLANK

FUND 822

HATTIE MINER SCHOLARSHIP

ACCOUNT NUMBER	ACCOUNT DESCRIPTION	2020 ACTUAL	2021 ADJUSTED BUDGET	2021 YEAR TO DATE ACTUAL	2021 YEAR END PROJECTION	2022 ADOPTED BUDGET
Hattie Miner Scholarship						
822-0000-461.01-00	On Investments	72	300	10	15	50
*	Hattie Miner Scholarship	72	300	10	15	50
**	Hattie Miner Scholarship	72	300	10	15	50

ACCOUNT NUMBER	ACCOUNT DESCRIPTION	2020 ACTUAL	2021 ADJUSTED BUDGET	2021 YEAR TO DATE ACTUAL	2021 YEAR END PROJECTION	2022 ADOPTED BUDGET
Hattie Miner Scholarship						
	Hattie Miner Scholarship					
822-0413-554.30-16	Promotional	1,500	3,000	750	1,500	1,500
*	Hattie Miner Scholarship	1,500	3,000	750	1,500	1,500
**	Hattie Miner Scholarship	1,500	3,000	750	1,500	1,500

THIS PAGE IS INTENTIONALLY LEFT BLANK

FUND 824

PUBLIC SAFETY DONATIONS

ACCOUNT NUMBER	ACCOUNT DESCRIPTION	2020 ACTUAL	2021 ADJUSTED BUDGET	2021 YEAR TO DATE ACTUAL	2021 YEAR END PROJECTION	2022 ADOPTED BUDGET
Public Safety						
824-0000-465.01-00	K9	6,678	4,000	4,243	3,000	4,000
824-0000-465.05-00	Wellness Program	0	0	10,250	3,000	3,000
*	Public Safety	6,678	4,000	14,493	6,000	7,000
**	Public Safety	6,678	4,000	14,493	6,000	7,000

ACCOUNT NUMBER	ACCOUNT DESCRIPTION	2020 ACTUAL	2021 ADJUSTED BUDGET	2021 YEAR TO DATE ACTUAL	2021 YEAR END PROJECTION	2022 ADOPTED BUDGET
Public Safety						
K9						
824-0807-521.21-05	Medical	1,985	1,250	640	500	0
824-0807-521.21-06	Management	101	2,000	266	2,000	1,000
824-0807-521.30-15	Tools & Equipment	865	1,500	476	750	2,500
824-0807-521.30-18	Department	0	250	0	250	0
*	K9	2,951	5,000	1,382	3,500	3,500
Honor Guard						
824-0809-521.30-15	Tools & Equipment	0	250	0	0	0
*	Honor Guard	0	250	0	0	0
Wellness Prorgram						
824-0812-521.21-06	Management	0	0	0	0	1,000
824-0812-521.30-15	Tools & Equipment	0	0	3,200	2,500	2,500
*	Wellness Prorgram	0	0	3,200	2,500	3,500
**	Public Safety	2,951	5,250	4,582	6,000	7,000

THIS PAGE IS INTENTIONALLY LEFT BLANK

FUND 826

PARK & REC DONATIONS

ACCOUNT NUMBER	ACCOUNT DESCRIPTION	2020 ACTUAL	2021 ADJUSTED BUDGET	2021 YEAR TO DATE ACTUAL	2021 YEAR END PROJECTION	2022 ADOPTED BUDGET
Park & Rec Donation						
826-0000-465.00-00	Donations & Gifts	5,400	10,000	40,129	25,000	10,000
*	Park & Rec Donation	5,400	10,000	40,129	25,000	10,000
**	Park & Rec Donation	5,400	10,000	40,129	25,000	10,000

ACCOUNT NUMBER	ACCOUNT DESCRIPTION	2020 ACTUAL	2021 ADJUSTED BUDGET	2021 YEAR TO DATE ACTUAL	2021 YEAR END PROJECTION	2022 ADOPTED BUDGET
Park & Rec Donation						
	Recreation Department					
826-0702-552.20-05	Programming	550	900	0	0	900
826-0702-552.29-03	Advertising	525	500	711	800	600
826-0702-552.30-18	Department	538	6,000	221	0	5,000
*	Recreation Department	1,613	7,400	932	800	6,500
	Parks Department					
826-0703-553.24-05	Small Projects	0	0	10,135	9,985	0
826-0703-553.30-18	Department	5,510	5,000	3,801	3,801	5,000
826-0703-553.82-02	Construction	0	5,000	0	0	0
*	Parks Department	5,510	10,000	13,936	13,786	5,000
**	Park & Rec Donation	7,123	17,400	14,868	14,586	11,500

THIS PAGE IS INTENTIONALLY LEFT BLANK

ENTERPRISE FUNDS

FUND 601

SEWAGE UTILITY

ACCOUNT NUMBER	ACCOUNT DESCRIPTION	2020 ACTUAL	2021 ADJUSTED BUDGET	2021 YEAR TO DATE ACTUAL	2021 YEAR END PROJECTION	2022 ADOPTED BUDGET
Sewage Fund						
601-0000-441.31-00	Sewage-Utility Customer	1,629,664	1,700,000	1,604,096	1,650,000	1,700,000
601-0000-441.32-00	Sewage-Commercial User	135,586	105,000	159,013	140,000	145,000
601-0000-441.33-00	Sewage-Industrial User	190,159	192,000	148,189	160,000	170,000
601-0000-441.34-00	Sewage-Other Municipality	45,782	9,500	50,000	60,000	35,000
601-0000-461.01-00	On Investments	7,925	10,000	903	1,150	1,300
601-0000-466.00-00	Misc General Revenue	1-	0	6,143	6,143	0
601-0000-472.00-00	Sanitary Sewer	77,047	15,000	22,988	20,000	20,000
601-0000-481.11-00	Sewage/Utility	110,022	150,000	94,085	95,000	100,000
601-0000-493.00-00	Capital Contributions	35,000	0	0	0	0
*	Sewage Fund	2,231,184	2,181,500	2,085,417	2,132,293	2,171,300
**	Sewage Fund	2,231,184	2,181,500	2,085,417	2,132,293	2,171,300

CITY OF MENASHA
2022 OPERATIONS BUDGET

FUND	BUDGET NAME	PREPARED BY
Sewage Fund	San Sewer Maint/Const	Laura Jungwirth Corey Gordon
FUNCTION	**BUDGET NUMBER**	**DATE**
Public Works	601-1020-543	9/20/2021

RESPONSIBILITIES

This budget provides for the design, construction, reconstruction, maintenance, and repair of the sanitary sewer system. It includes such work as reconstruction of existing mains, cleaning and flushing of sewer mains, inspection and repair of lift stations, maintenance to the system, engineering design, field surveys and compliance monitoring of industries.

SERVICES PROVIDED

2021 ACCOMPLISHMENTS

Televised sewer mains and laterals to assess pipe conditions prior to construction. Continue sanitary lateral improvements in conjunction with street improvement projects.

Rebuilt Paris Street lift station pumps.

2022 OBJECTIVES

Continue concentrated I/I removal projects and Sewer System Evaluation Survey (SSES). Continue industrial monitoring program to ensure equitable charges for all City sewer users.

Continue televising sewer mains and laterals to assess pipe conditions prior to construction. Continue sanitary lateral improvements in conjunction with street improvement projects.

Rebuild Third Street Lift Station pump.

Sanitary Sewer relays will be completed for the DOT Racine Street Bridge Project.

MAJOR CHANGES FROM 2021 BUDGET

No significant changes.

FUNDING SOURCES	2021 FUNDING	2022 FUNDING
TAXES	$0.00	$0.00
SPECIAL ASSESSMENTS	$0.00	$0.00
INTERGOV REVENUE	$0.00	$0.00
LICENSES & PERMITS	$0.00	$0.00
FINES & FORFEITS	$0.00	$0.00
PUBLIC CHARGES	$0.00	$0.00
MISCELLANEOUS	$0.00	$0.00
TOTAL	$0.00	$0.00

POSITION TITLE	2021 # OF FTE'S	2022 # OF FTE'S
Deputy Dir of Municipal O	0.03	0.03
Public Works Superintend	0.05	0.05
Sewer Equipment Operat	0.50	0.50
Assistant Sewer Operator	0.50	0.50
TOTAL	1.08	1.08

ACCOUNT NUMBER	ACCOUNT DESCRIPTION	2020 ACTUAL	2021 ADJUSTED BUDGET	2021 YEAR TO DATE ACTUAL	2021 YEAR END PROJECTION	2022 ADOPTED BUDGET
Sewage Fund						
Comptroller/Treasurer						
601-0401-513.21-03	Accounting/Financial	1,300	1,350	1,350	1,350	1,400
601-0401-513.25-01	Other Municipal Entities	0	235,000	224,502	224,600	230,000
601-0401-513.25-02	Other Municipal Funds	208,172	0	0	0	0
*	Comptroller/Treasurer	209,472	236,350	225,852	225,950	231,400
Debt Service-Interest						
601-0410-571.61-02	Interest	54,689	48,497	48,497	48,497	42,157
*	Debt Service-Interest	54,689	48,497	48,497	48,497	42,157
Transfer to Debt Service						
601-0411-591.25-02	Other Municipal Funds	550,000	0	0	0	0
*	Transfer to Debt Service	550,000	0	0	0	0
Engineering						
601-1002-541.10-01	Wages	59,764	65,175	58,510	49,781	61,052
601-1002-541.10-02	Salaries	47,707	49,139	59,690	56,296	51,137
601-1002-541.10-03	Overtime/Doubletime	635	1,250	1,289	750	1,250
601-1002-541.15-01	Health	23,993	27,092	18,030	16,746	20,068
601-1002-541.15-02	Life	202	229	201	213	172
601-1002-541.15-03	Dental	1,593	1,749	1,208	1,091	1,246
601-1002-541.15-04	Retirement	7,218	7,800	7,341	7,211	7,657
601-1002-541.15-05	FICA	7,935	8,472	8,193	6,963	8,678
601-1002-541.15-07	Vision	178	195	124	126	136
601-1002-541.15-08	Workers Comp	3,695	3,134	3,633	3,078	3,706
601-1002-541.15-10	Banked Sick Leave	27,771	1,134	894	1,061	861
601-1002-541.15-11	HRA Funding	0	0	1,324	1,354	1,519
601-1002-541.19-03	Uniform/Clothing Allow	38	55	80	55	55
601-1002-541.29-05	Vehicle/Equipment Rental	10,400	9,000	8,356	7,698	9,000
601-1002-543.15-11	HRA Funding	0	0	622	0	0
*	Engineering	191,129	174,424	169,495	152,423	166,537
San Sewer Maint/Const						
601-1020-543.10-01	Wages	68,827	70,224	54,968	56,119	54,857
601-1020-543.10-02	Salaries	6,056	5,953	6,020	5,322	6,397
601-1020-543.10-03	Overtime/Doubletime	801	2,000	1,059	1,500	2,000
601-1020-543.10-08	Wages-Temp Help	155	0	88	88	0
601-1020-543.15-01	Health	20,270	21,157	10,475	16,801	17,013
601-1020-543.15-02	Life	66	75	58	73	49
601-1020-543.15-03	Dental	1,500	1,540	790	937	673
601-1020-543.15-04	Retirement	5,136	5,277	4,209	4,316	4,269
601-1020-543.15-05	FICA	5,598	5,694	4,605	4,682	4,839

ACCOUNT NUMBER	ACCOUNT DESCRIPTION	2020 ACTUAL	2021 ADJUSTED BUDGET	2021 YEAR TO DATE ACTUAL	2021 YEAR END PROJECTION	2022 ADOPTED BUDGET
601-1020-543.15-07	Vision	172	165	98	127	78
601-1020-543.15-08	Workers Comp	2,856	3,002	2,219	2,278	2,212
601-1020-543.15-10	Banked Sick Leave	760	742	392	444	328
601-1020-543.15-11	HRA Funding	0	0	283	1,171	1,171
601-1020-543.16-01	WRS	23,687	0	0	0	0
601-1020-543.19-03	Uniform/Clothing Allow	340	300	409	300	300
601-1020-543.21-02	Engineering	63,441	67,300	58,001	64,695	73,300

LEVEL	TEXT	TEXT AMT
TOTA	CMOM	6,000
	TELEVISED INSPECTIONS	35,000
	INDUSTRIAL SEWER MONITORING	30,000
	DIGGERS HOTLINE	2,300
		73,300

601-1020-543.22-01	Telephone	1,436	2,500	1,198	2,300	2,500
601-1020-543.22-03	Electricity	3,839	3,400	2,730	3,100	3,400
601-1020-543.22-05	Water/Sewer	679	0	0	0	0
601-1020-543.24-04	Specialized Equipment	6,658	8,000	2,981	5,500	8,000

LEVEL	TEXT	TEXT AMT
TOTA	THIRD ST LIFT STATION PUMP REBUILD	5,000
	LIFT STATION REPAIRS	3,000
		8,000

601-1020-543.24-05	Small Projects	16,455	205,000	23,697	205,000	205,000

LEVEL	TEXT	TEXT AMT
TOTA	I/I HOME GRANT PROGRAM	50,000
	MISC MANHOLE, SEWER REPAIRS CONTINGENCY	65,000
	LATERAL REPAIRS REHAB RECONSTRUCTION	90,000
		205,000

601-1020-543.25-01	Other Municipal Entities	40,138-	0	0	0	0
601-1020-543.29-05	Vehicle/Equipment Rental	82,082	120,000	76,542	71,060	120,000
601-1020-543.29-07	Inhouse Info Tech Service	2,571	2,691	2,686	2,691	2,834
601-1020-543.30-11	Postage	0	750	70	33	750
601-1020-543.30-12	Computer & Technology	0	0	0	0	800

LEVEL	TEXT	TEXT AMT
TOTA	LAPTOP/IPAD - 50%	800
		800

601-1020-543.30-15	Tools & Equipment	3,275	9,250	7,498	9,250	7,400

LEVEL	TEXT	TEXT AMT
TOTA	JET HEAD	4,000

245

ACCOUNT NUMBER	ACCOUNT DESCRIPTION	2020 ACTUAL	2021 ADJUSTED BUDGET	2021 YEAR TO DATE ACTUAL	2021 YEAR END PROJECTION	2022 ADOPTED BUDGET
	MISCELLANEOUS		3,400			
			7,400			
601-1020-543.30-18	Department	10,468	11,000	16,531	16,511	13,500
LEVEL	TEXT		TEXT AMT			
TOTA	CASTING, PIPE, STONE, ETC.		10,000			
	GAS MONITOR SENSOR/CYLINDERS		1,500			
	LIFT STATION SUPPLIES/PARTS		2,000			
			13,500			
601-1020-543.34-02	Registrations	184	250	0	250	250
601-1020-543.51-03	Property	3,642	3,897	3,898	3,897	4,676
601-1020-543.54-00	Depreciation	139,621	0	0	0	0
601-1020-543.82-02	Construction	160,119	80,000	0	30,000	304,000
LEVEL	TEXT		TEXT AMT			
TOTA	DOT BRIDGE SAN RELAY - MAIN AND AHNIP		250,000			
	CONSTRUCTION PROJECT LATERAL REPAIRS		50,000			
	EIGHTH STREET SANITARY SEWER		4,000			
			304,000			
*	San Sewer Maint/Const	590,556	630,167	281,505	508,445	840,596
	Sewer Treatment Plant					
601-1021-543.21-01	Legal	0	5,000	0	0	0
601-1021-543.25-01	Other Municipal Entities	873,134	1,006,797	879,788	872,000	880,000
*	Sewer Treatment Plant	873,134	1,011,797	879,788	872,000	880,000
	Misc Other					
601-1199-519.15-01	Health	0	0	0	0	4,962-
LEVEL	TEXT		TEXT AMT			
TOTA	HEALTH INSURANCE PLAN SAVINGS		4,962-			
			4,962-			
*	Misc Other	0	0	0	0	4,962-
**	Sewage Fund	2,468,980	2,101,235	1,605,137	1,807,315	2,155,728

THIS PAGE IS INTENTIONALLY LEFT BLANK

THIS PAGE IS INTENTIONALLY LEFT BLANK

FUND 625

STORMWATER UTILITY

246

ACCOUNT NUMBER	ACCOUNT DESCRIPTION	2020 ACTUAL	2021 ADJUSTED BUDGET	2021 YEAR TO DATE ACTUAL	2021 YEAR END PROJECTION	2022 ADOPTED BUDGET
Storm Water Utility						
625-0000-422.11-00	Erosion Control	1,936	2,500	2,930	2,000	2,500
625-0000-422.16-00	Post Construction Review	840	3,000	2,427	970	2,000
625-0000-422.17-00	Storm Water	1,521	2,000	0	0	0
625-0000-432.10-00	Engineering	0	0	0	0	5,000
625-0000-432.13-00	Other	0	0	0	0	85,000

LEVEL	TEXT	TEXT AMT
TOTA	UNPS STORMWATER PLANNING GRANT	85,000
		85,000

625-0000-441.07-00	Street-Misc	0	0	169	169	0
625-0000-441.09-00	Engineering	16,625	5,000	2,250	0	0
625-0000-441.39-00	Storm Water-Utility Cust	1,521,044	1,782,500	1,753,860	1,765,000	1,800,000
625-0000-441.47-00	Storm Water Impact Fee	1,246	1,500	0	0	1,500
625-0000-461.01-00	On Investments	6,478	8,000	1,140	1,450	2,500
*	Storm Water Utility	1,549,690	1,804,500	1,762,776	1,769,589	1,898,500
**	Storm Water Utility	1,549,690	1,804,500	1,762,776	1,769,589	1,898,500

ACCOUNT NUMBER	ACCOUNT DESCRIPTION	2020 ACTUAL	2021 ADJUSTED BUDGET	2021 YEAR TO DATE ACTUAL	2021 YEAR END PROJECTION	2022 ADOPTED BUDGET
Storm Water Utility						
City Attorney						
625-0201-512.10-02	Salaries	9,838	10,041	10,040	10,041	10,256
625-0201-512.15-01	Health	1,133	1,129	1,032	1,129	1,155
625-0201-512.15-02	Life	52	71	55	71	57
625-0201-512.15-03	Dental	99	99	99	99	99
625-0201-512.15-04	Retirement	664	678	678	678	667
625-0201-512.15-05	FICA	738	759	756	759	770
625-0201-512.15-07	Vision	10	9	9	9	9
625-0201-512.15-08	Workers Comp	19	19	19	19	19
625-0201-512.15-10	Banked Sick Leave	102	100	99	100	102
625-0201-512.15-11	HRA Funding	0	0	82	84	96
*	City Attorney	12,655	12,905	12,869	12,989	13,230
Community Development						
625-0304-562.10-02	Salaries	28,125	29,682	26,552	29,682	27,890
625-0304-562.15-01	Health	5,372	6,795	2,980	6,795	3,335
625-0304-562.15-02	Life	171	23	19	23	21
625-0304-562.15-03	Dental	330	483	185	483	186
625-0304-562.15-04	Retirement	1,858	2,004	1,769	2,004	1,813
625-0304-562.15-05	FICA	1,902	2,208	1,951	2,208	2,067
625-0304-562.15-07	Vision	43	50	42	50	43
625-0304-562.15-08	Workers Comp	53	56	50	56	53
625-0304-562.15-10	Banked Sick Leave	289	295	245	295	276
625-0304-562.15-11	HRA Funding	0	0	237	0	278
625-0304-562.22-03	Electricity	113	150	140	150	150
*	Community Development	38,256	41,746	34,170	41,746	36,112
Comptroller/Treasurer						
625-0401-513.10-01	Wages	2,536	2,619	2,303	2,619	2,548
625-0401-513.10-02	Salaries	3,547	4,408	4,408	4,408	4,525
625-0401-513.10-03	Overtime/Doubletime	8	0	21	14	0
625-0401-513.15-01	Health	1,475	1,680	1,453	1,680	1,715
625-0401-513.15-02	Life	11	16	14	16	22
625-0401-513.15-03	Dental	94	105	100	105	105
625-0401-513.15-04	Retirement	409	474	451	474	460
625-0401-513.15-05	FICA	451	521	498	521	524
625-0401-513.15-07	Vision	11	12	11	12	11
625-0401-513.15-08	Workers Comp	11	13	13	13	13
625-0401-513.15-10	Banked Sick Leave	62	70	66	70	70
625-0401-513.15-11	HRA Funding	0	0	115	112	134
625-0401-513.21-03	Accounting/Financial	1,350	1,400	1,400	1,400	14,507
625-0401-513.25-01	Other Municipal Entities	19,272	22,000	20,369	19,665	21,000
*	Comptroller/Treasurer	29,237	33,318	31,222	31,109	45,634

ACCOUNT NUMBER	ACCOUNT DESCRIPTION	2020 ACTUAL	2021 ADJUSTED BUDGET	2021 YEAR TO DATE ACTUAL	2021 YEAR END PROJECTION	2022 ADOPTED BUDGET
	Information Systems					
625-0403-513.10-02	Salaries	2,732	2,791	2,432	2,433	2,819
625-0403-513.15-01	Health	746	747	549	550	600
625-0403-513.15-02	Life	3	2	3	4	3
625-0403-513.15-03	Dental	42	43	33	31	31
625-0403-513.15-04	Retirement	181	188	160	160	183
625-0403-513.15-05	FICA	203	206	181	182	213
625-0403-513.15-07	Vision	2	1	0	1	0
625-0403-513.15-08	Workers Comp	5	5	5	5	5
625-0403-513.15-10	Banked Sick Leave	28	28	23	22	28
625-0403-513.15-11	HRA Funding	0	0	46	46	51
*	Information Systems	3,942	4,011	3,432	3,434	3,933
	Debt Service-Interest					
625-0410-571.61-02	Interest	11,227	11,000	10,194	10,194	9,500
*	Debt Service-Interest	11,227	11,000	10,194	10,194	9,500
	Forestry					
625-0706-561.10-01	Wages	45,111	36,044	30,983	36,044	36,659
625-0706-561.10-03	Overtime/Doubletime	15	100	144	144	100
625-0706-561.10-08	Wages-Temp Help	1,483	2,593	433	311	2,627
625-0706-561.15-01	Health	16,859	11,282	10,329	13,344	11,779
625-0706-561.15-02	Life	116	96	61	80	102
625-0706-561.15-03	Dental	1,037	743	656	826	743
625-0706-561.15-04	Retirement	3,062	2,440	2,110	2,452	2,481
625-0706-561.15-05	FICA	3,403	2,799	2,299	2,674	2,812
625-0706-561.15-07	Vision	122	83	73	100	80
625-0706-561.15-08	Workers Comp	1,753	1,488	1,124	1,316	1,419
625-0706-561.15-10	Banked Sick Leave	488	350	288	340	364
625-0706-561.15-11	HRA Funding	0	0	838	1,040	894
625-0706-561.19-03	Uniform/Clothing Allow	180	180	180	180	180
625-0706-561.20-06	Lawn Care	0	2,500	0	0	2,500
625-0706-561.29-05	Vehicle/Equipment Rental	16,065	20,000	9,175	16,000	20,000
625-0706-561.30-18	Department	6,393	19,000	17,116	19,000	14,000

LEVEL	TEXT	TEXT AMT
TOTA	TREES	10,000
	EAB TREATMENT	4,000
		14,000

*	Forestry	96,087	99,698	75,809	93,851	96,740
	Engineering					

249

ACCOUNT NUMBER	ACCOUNT DESCRIPTION	2020 ACTUAL	2021 ADJUSTED BUDGET	2021 YEAR TO DATE ACTUAL	2021 YEAR END PROJECTION	2022 ADOPTED BUDGET
625-1002-541.10-01	Wages	65,367	72,426	63,885	54,661	66,237
625-1002-541.10-02	Salaries	56,313	58,158	70,807	66,863	60,520
625-1002-541.10-03	Overtime/Doubletime	808	1,500	1,383	850	1,000
625-1002-541.15-01	Health	27,397	31,540	18,965	18,693	23,833
625-1002-541.15-02	Life	232	267	234	249	196
625-1002-541.15-03	Dental	1,819	2,036	1,386	1,224	1,471
625-1002-541.15-04	Retirement	8,164	8,916	8,316	8,247	8,624
625-1002-541.15-05	FICA	8,980	9,682	9,269	7,894	9,774
625-1002-541.15-07	Vision	202	226	142	140	160
625-1002-541.15-08	Workers Comp	4,224	3,588	4,153	3,523	4,232
625-1002-541.15-10	Banked Sick Leave	44,910	1,296	990	1,222	955
625-1002-541.15-11	HRA Funding	0	0	1,519	1,516	1,719
625-1002-541.19-03	Uniform/Clothing Allow	41	75	84	75	75
625-1002-541.21-02	Engineering	0	2,500	9,925	5,600	5,000
625-1002-541.22-01	Telephone	727	600	592	509	600
625-1002-541.29-05	Vehicle/Equipment Rental	10,279	9,000	8,507	7,892	9,000
625-1002-541.29-07	Inhouse Technology Svcs	5,378	5,396	5,385	5,396	5,812
625-1002-541.30-10	Office	58	125	227	143	125
625-1002-541.30-12	Computer & Technology	0	1,350	1,173	1,173	300

LEVEL	TEXT	TEXT AMT
TOTA	ENGINEERING PC REPLACEMENT-25%	300
		300

625-1002-541.30-15	Tools & Equipment	350	7,500	7,500	7,500	1,000
625-1002-541.30-18	Department	246	500	995	1,000	2,500
625-1002-541.33-02	Registrations	0	2,000	0	0	0
625-1002-541.34-02	Registrations	260	2,000	31	0	3,000
625-1002-541.51-03	Property	750	803	804	750	964
*	Engineering	236,505	221,484	216,272	195,120	207,097
	Street Construction					
625-1003-541.10-01	Wages	71,731	61,204	51,038	62,462	62,253
625-1003-541.10-02	Salaries	2,068	2,191	2,213	1,959	2,349
625-1003-541.10-03	Overtime/Doubletime	613	100	22	40	100
625-1003-541.15-01	Health	18,489	22,058	11,515	18,489	19,055
625-1003-541.15-02	Life	71	37	60	72	71
625-1003-541.15-03	Dental	1,270	1,247	944	1,169	1,247
625-1003-541.15-04	Retirement	5,050	4,286	3,607	4,377	4,367
625-1003-541.15-05	FICA	5,502	4,560	3,929	4,769	4,950
625-1003-541.15-07	Vision	147	152	95	152	129
625-1003-541.15-08	Workers Comp	2,811	2,444	1,917	2,444	2,333
625-1003-541.15-10	Banked Sick Leave	752	622	523	622	642
625-1003-541.15-11	HRA Funding	0	0	882	1,114	1,226
625-1003-541.19-03	Uniform/Clothing Allow	302	300	201	290	297
625-1003-541.29-05	Vehicle/Equipment Rental	43,419	25,500	23,430	31,719	25,500

CITY OF MENASHA
2022 OPERATIONS BUDGET

FUND	BUDGET NAME	PREPARED BY
Storm Water Utility	Street Clean/Flush	Laura Jungwirth Thad Brown
FUNCTION	**BUDGET NUMBER**	**DATE**
Public Works	625-1005-541	9/20/2021

RESPONSIBILITIES

This account includes the cost of materials, labor, and equipment to sweep and clean City streets on a regular basis through the Spring, Summer, and Fall. Residential streets are to be swept once per month, main City routes more frequently, and the sweeper is available upon request or as necessary for emergencies.

SERVICES PROVIDED

2021 ACCOMPLISHMENTS

2022 OBJECTIVES

Continue current service level to meet stormwater best management practices.

MAJOR CHANGES FROM 2021 BUDGET

No significant changes.

FUNDING SOURCES	2021 FUNDING	2022 FUNDING
TAXES	$0.00	$0.00
SPECIAL ASSESSMENTS	$0.00	$0.00
INTERGOV REVENUE	$0.00	$0.00
LICENSES & PERMITS	$0.00	$0.00
FINES & FORFEITS	$0.00	$0.00
PUBLIC CHARGES	$0.00	$0.00
MISCELLANEOUS	$0.00	$0.00
TOTAL	$0.00	$0.00

POSITION TITLE	2021 # OF FTE'S	2022 # OF FTE'S
Deputy Dir of Municipal O	0.01	0.01
Public Works Superintend	0.03	0.03
Light Equipment Operator	0.55	0.55
TOTAL	0.59	0.59

251

ACCOUNT NUMBER	ACCOUNT DESCRIPTION	2020 ACTUAL	2021 ADJUSTED BUDGET	2021 YEAR TO DATE ACTUAL	2021 YEAR END PROJECTION	2022 ADOPTED BUDGET
625-1003-541.30-15	Tools & Equipment	0	2,000	958	2,000	2,000

LEVEL	TEXT	TEXT AMT
TOTA	CURB FORMS	2,000
		2,000

625-1003-541.30-18	Department	34,397	25,000	19,389	25,000	25,000

LEVEL	TEXT	TEXT AMT
TOTA	CURB & GUTTER - CONCRETE & SUPPLIES	17,500
	CRUSHING STONE	7,500
		25,000

625-1003-541.80-05	Other Equipment	0	2,500	1,465	2,500	2,500
625-1003-541.82-02	Construction	0	82,500	0	95,000	133,000

LEVEL	TEXT	TEXT AMT
TOTA	PLEASANT LANE - ENTIRE LOOP	28,000
	EIGHTH STREET - DEPERE TO APPLETON	39,000
	SEVENTH STREET - MANITIOWOC AND MELISSA	57,000
	MAIN STREET - LINK TO RACINE BRIDGE	9,000
		133,000

*	Street Construction	186,622	236,701	122,188	254,178	287,019
	Street Cleaning					
625-1005-541.10-01	Wages	25,931	32,502	24,664	25,026	33,054
625-1005-541.10-02	Salaries	2,851	3,019	3,054	2,700	3,242
625-1005-541.10-03	Overtime/Doubletime	9	100	115	115	100
625-1005-541.10-08	Wages-Temp Help	44	0	0	0	0
625-1005-541.15-01	Health	9,551	12,099	8,835	9,801	12,723
625-1005-541.15-02	Life	29	4	19	24	5
625-1005-541.15-03	Dental	547	709	526	540	709
625-1005-541.15-04	Retirement	1,952	2,405	1,887	1,898	2,457
625-1005-541.15-05	FICA	2,102	2,521	2,033	2,048	2,784
625-1005-541.15-07	Vision	71	86	64	71	82
625-1005-541.15-08	Workers Comp	1,087	1,371	1,001	1,005	1,311
625-1005-541.15-10	Banked Sick Leave	284	344	270	269	361
625-1005-541.15-11	HRA Funding	0	0	667	666	900
625-1005-541.19-03	Uniform/Clothing Allow	173	165	177	169	165
625-1005-541.25-01	Other Municipal Entities	4,361	8,600	5,751	7,000	9,600

LEVEL	TEXT	TEXT AMT
TOTA	LANDFILL TIPPING FEE, 200 TONS@$48.00/TON	9,600
		9,600

CITY OF MENASHA
2022 OPERATIONS BUDGET

FUND	BUDGET NAME	PREPARED BY
Storm Water Utility	Storm Sewers/Drains M	Laura Jungwirth Corey Gordon
FUNCTION	**BUDGET NUMBER**	**DATE**
Public Works	625-1010-541	9/20/2021

RESPONSIBILITIES

The Storm Sewer Account reflects costs involved in the design, planning, maintenance and construction of storm sewer systems throughout the City. Funds are used to remedy drainage/flooding problems, install sewers prior to street reconstruction, and construct storm sewers and storm water management facilities in conjunction with new development or regulatory compliance.

SERVICES PROVIDED

2021 ACCOMPLISHMENTS

Accomplished established goals in City's WPDES permit. Designed and bid Brin Underground Storm Detention in conjunction with proposed development to help meet city's WDNR requirements and aid future development in the area. Designed and bid Lake Park Villas Spillway Project for repairs between Lake Park Villas Ponds 1 and 2. Designed, bid and completed Winnipeg Drainage Repairs Project.

Televised storm sewer on all proposed roads ahead of the street reconstruction projects.

Completed the 2020 WDNR MS4 Annual Report along with the 2021 MS4 Compliance Update.

2022 OBJECTIVES

Continue televising storm sewer on all proposed roads ahead of the street reconstruction projects. Continue working with residents requesting assistance through the Rear Yard Drain Grant Program. Continue to monitor potential sites for future storm water management facility in compliance with NR216 and Lower Fox River Total Maximum Daily Load (TMDL) requirements.

Begin stormwater planning activities under the Urban Nonpoint Source (UNPS) Planning Grant, which will include updating the city-wide stormwater model and report, updating municipal stormwater ordinances, and drafting of a Stormwater Pollution Prevention Plan for the new Public Works Facility.

Complete design of the Ninth Street Regional Stormwater Pond for construction in 2023, and relay storm sewer along Broad St and DePere St in areas of failing pipe.

MAJOR CHANGES FROM 2021 BUDGET

No significant changes.

FUNDING SOURCES	2021 FUNDING	2022 FUNDING
TAXES	$0.00	$0.00
SPECIAL ASSESSMENTS	$0.00	$0.00
INTERGOV REVENUE	$0.00	$0.00
LICENSES & PERMITS	$0.00	$0.00
FINES & FORFEITS	$0.00	$0.00
PUBLIC CHARGES	$0.00	$0.00
MISCELLANEOUS	$0.00	$0.00
TOTAL	$0.00	$0.00

POSITION TITLE	2021 # OF FTE'S	2022 # OF FTE'S
Deputy Dir of Municipal O	0.04	0.04
Public Works Superintend	0.07	0.07
Sewer Equipment Operat	0.40	0.50
Assistant Sewer Operator	0.35	0.45
Light Equipment Operator	0.18	0.18
Truck Driver	0.10	0.10
TOTAL	1.14	1.34

ACCOUNT NUMBER	ACCOUNT DESCRIPTION	2020 ACTUAL	2021 ADJUSTED BUDGET	2021 YEAR TO DATE ACTUAL	2021 YEAR END PROJECTION	2022 ADOPTED BUDGET
625-1005-541.29-05	Vehicle/Equipment Rental	90,347	120,000	84,481	92,459	120,000
625-1005-541.29-07	Inhouse Technology Svcs	1,836	1,922	1,918	1,922	2,024
625-1005-541.30-18	Department	4,111	3,250	1,063	3,250	3,250
625-1005-541.51-03	Property	449	480	480	480	576
*	Street Cleaning	145,735	189,577	137,005	149,443	193,343
	Snow & Ice Removal					
625-1006-541.10-01	Wages	18,097	17,728	20,902	20,860	18,029
625-1006-541.10-02	Salaries	4,679	4,951	4,978	4,679	5,196
625-1006-541.10-03	Overtime/Doubletime	260	1,500	14	1,500	1,500
625-1006-541.15-01	Health	5,949	7,392	3,688	4,950	8,301
625-1006-541.15-02	Life	28	65	23	32	23
625-1006-541.15-03	Dental	353	430	246	321	430
625-1006-541.15-04	Retirement	1,558	1,632	1,282	1,514	1,669
625-1006-541.15-05	FICA	1,695	1,753	1,459	1,739	1,891
625-1006-541.15-07	Vision	43	925	30	41	50
625-1006-541.15-08	Workers Comp	853	873	670	792	839
625-1006-541.15-10	Banked Sick Leave	223	221	184	216	231
625-1006-541.15-11	HRA Funding	0	0	274	518	386
625-1006-541.19-03	Uniform/Clothing Allow	54	90	58	90	90
625-1006-541.29-05	Vehicle/Equipment Rental	30,739	30,000	15,572	17,279	30,000
625-1006-541.51-03	Property	1,476	1,579	1,580	1,579	1,895
*	Snow & Ice Removal	66,007	69,139	50,960	56,110	70,530
	Storm Sewers & Drains					
625-1010-541.10-01	Wages	47,289	60,350	58,387	55,400	68,866
625-1010-541.10-02	Salaries	7,915	8,381	8,467	8,483	8,975
625-1010-541.10-03	Overtime/Doubletime	150	500	119	500	500
625-1010-541.10-08	Wages-Temp Help	33	0	191	191	0
625-1010-541.15-01	Health	14,527	18,959	13,901	15,426	12,251
625-1010-541.15-02	Life	56	95	56	57	67
625-1010-541.15-03	Dental	998	1,355	959	997	984
625-1010-541.15-04	Retirement	3,751	4,673	4,262	4,021	5,288
625-1010-541.15-05	FICA	4,099	5,051	4,701	4,433	5,993
625-1010-541.15-07	Vision	128	147	118	130	114
625-1010-541.15-08	Workers Comp	2,077	2,663	2,261	2,143	2,811
625-1010-541.15-10	Banked Sick Leave	561	671	538	524	493
625-1010-541.15-11	HRA Funding	0	0	981	1,634	1,468
625-1010-541.19-03	Uniform/Clothing Allow	388	354	390	354	354
625-1010-541.21-02	Engineering	22,668-	27,350	8,483	27,350	205,300

LEVEL	TEXT	TEXT AMT
TOTA	DIGGERS HOTLINE	2,350
	SEWER TELEVISING/CLEANING	10,000
	NINTH STREET POND DESIGN	20,000

ACCOUNT NUMBER	ACCOUNT DESCRIPTION	2020 ACTUAL	2021 ADJUSTED BUDGET	2021 YEAR TO DATE ACTUAL	2021 YEAR END PROJECTION	2022 ADOPTED BUDGET
	UNPS STORMWATER PLANNING ($85,000 GRANT FUNDS)		172,950			
			205,300			
625-1010-541.21-06	Management	3,240	5,000	1,607	2,500	5,000
LEVEL	TEXT		TEXT AMT			
TOTA	STORM WATER POND O&M		5,000			
			5,000			
625-1010-541.24-05	Small Projects	65,662	35,000	5,500	1,860	50,000
LEVEL	TEXT		TEXT AMT			
TOTA	REAR LOT DRAINAGE GRANT PROGRAM		30,000			
	MISCELLANEOUS STORM REPAIRS		20,000			
			50,000			
625-1010-541.25-01	Other Municipal Entities	3,000	3,000	3,000	3,000	3,000
LEVEL	TEXT		TEXT AMT			
TOTA	WDNR ANNUAL STORM WATER PERMIT		3,000			
			3,000			
625-1010-541.29-02	Publishing	78	0	0	0	0
625-1010-541.29-05	Vehicle/Equipment Rental	44,207	71,000	60,462	60,000	71,000
625-1010-541.29-07	Inhouse Technology Svcs	1,836	1,922	1,918	1,922	2,024
625-1010-541.30-11	Postage	0	0	9	20	0
625-1010-541.30-12	Computer & Technology	0	0	0	0	800
LEVEL	TEXT		TEXT AMT			
TOTA	SEWER TRUCK TABLET/LAPTOP - 50%		800			
			800			
625-1010-541.30-15	Tools & Equipment	419	2,000	0	2,000	2,000
LEVEL	TEXT		TEXT AMT			
TOTA	CONCRETE SAW		1,000			
	MISCELLANEOUS TOOLS		1,000			
			2,000			
625-1010-541.30-18	Department	14,462	25,000	14,148	17,500	25,000
LEVEL	TEXT		TEXT AMT			
TOTA	CASTINGS AND SUPPLIES		10,000			
	CONCRETE, MORTAR & STONE		6,000			
	PRECAST BASINS & ADJUSTING RINGS		5,500			
	PIPE & FITTINGS		3,500			
			25,000			

ACCOUNT NUMBER	ACCOUNT DESCRIPTION	2020 ACTUAL	2021 ADJUSTED BUDGET	2021 YEAR TO DATE ACTUAL	2021 YEAR END PROJECTION	2022 ADOPTED BUDGET
625-1010-541.32-01	Dues/Memberships/Licenses	1,864	2,900	2,770	2,770	2,900

LEVEL	TEXT	TEXT AMT
TOTA	NEWSC DUES	1,900
	NEWSC LEAF STUDY	1,000
		2,900

625-1010-541.34-02	Registrations	0	0	99	99	0
625-1010-541.51-03	Property	193	207	208	207	248
625-1010-541.54-00	Depreciation	134,461	0	0	135,000	136,000
625-1010-541.82-02	Construction	0	333,000	0	270,000	1,249,000

LEVEL	TEXT	TEXT AMT
TOTA	BROAD STREET PIPEBURST	55,000
	STORM INLETS/MANHOLES/PIPE REPAIRS	30,000
	BRIN UNDERGROUND POND	1,132,000
	EIGHTH STREET - DEPERE TO APPLETON	17,000
	PLEASANT LANE - ENTIRE LOOP	15,000
		1,249,000

*	Storm Sewers & Drains	328,726	609,578	193,535	618,521	1,860,436
	Parking Lots					
625-1013-541.10-01	Wages	4,416	3,546	4,241	3,870	3,606
625-1013-541.10-03	Overtime/Doubletime	10	0	1	10	0
625-1013-541.15-01	Health	702	1,268	733	1,038	1,289
625-1013-541.15-02	Life	1	0	2	5	4
625-1013-541.15-03	Dental	39	74	63	84	74
625-1013-541.15-04	Retirement	300	239	286	263	243
625-1013-541.15-05	FICA	330	262	314	288	276
625-1013-541.15-07	Vision	5	9	7	9	7
625-1013-541.15-08	Workers Comp	160	137	149	135	130
625-1013-541.15-10	Banked Sick Leave	44	34	41	38	36
625-1013-541.15-11	HRA Funding	0	0	59	108	80
625-1013-541.19-03	Uniform/Clothing Allow	18	18	6	18	18
625-1013-541.29-05	Vehicle/Equipment Rental	5,084	11,000	5,058	5,895	11,000
*	Parking Lots	11,109	16,587	10,960	11,761	16,763
	San Sewer Maint/Const					
625-1020-543.16-01	WRS	63,319	0	0	0	0
*	San Sewer Maint/Const	63,319	0	0	0	0
	Recycling-Yard Waste					

256

ACCOUNT NUMBER	ACCOUNT DESCRIPTION	2020 ACTUAL	2021 ADJUSTED BUDGET	2021 YEAR TO DATE ACTUAL	2021 YEAR END PROJECTION	2022 ADOPTED BUDGET
625-1028-543.10-01	Wages	45,154	65,680	45,306	30,623	57,558
625-1028-543.10-02	Salaries	8,479	7,391	7,420	6,561	7,936
625-1028-543.10-03	Overtime/Doubletime	448	980	0	980	980
625-1028-543.10-08	Wages-Temp Help	166	5,501	276	0	0
625-1028-543.15-01	Health	13,678	13,330	14,211	12,891	24,049
625-1028-543.15-02	Life	85	66	71	66	59
625-1028-543.15-03	Dental	1,027	1,423	1,008	1,018	1,313
625-1028-543.15-04	Retirement	3,663	4,998	3,572	3,288	4,258
625-1028-543.15-05	FICA	3,988	5,793	3,892	3,865	4,880
625-1028-543.15-07	Vision	116	173	112	109	152
625-1028-543.15-08	Workers Comp	1,883	3,020	1,723	1,796	2,365
625-1028-543.15-10	Banked Sick Leave	500	723	495	158	648
625-1028-543.15-11	HRA Funding	0	0	1,173	196	291
625-1028-543.19-03	Uniform/Clothing Allow	223	0	321	302	302
625-1028-543.21-06	Management	5,600	5,600	5,600	5,600	6,720
625-1028-543.22-06	Storm Water	160	650	0	650	650
625-1028-543.29-05	Vehicle/Equipment Rental	56,878	86,800	76,524	67,000	68,000
625-1028-543.30-11	Postage	62	56	63	75	56
625-1028-543.30-15	Tools & Equipment	0	1,568	0	2,603	1,568
625-1028-543.30-18	Department	0	1,120	1,774	1,120	1,120
625-1028-543.51-03	Property	397	389	425	389	467
*	Recycling-Yard Waste	142,507	205,261	163,966	139,290	183,372
	Misc Other					
625-1199-519.15-01	Health	0	0	0	0	13,894-

LEVEL	TEXT	TEXT AMT
TOTA	HEALTH INSURANCE PLAN SAVINGS	13,894-
		13,894-

*	Misc Other	0	0	0	0	13,894-
**	Storm Water Utility	1,371,934	1,751,005	1,062,582	1,617,746	3,009,815

INTERNAL SERVICE FUNDS

FUND 731

PUBLIC WORKS FACILITY

CITY OF MENASHA 2022 OPERATIONS BUDGET	FUND City Garage Fund	BUDGET NAME City Garage	PREPARED BY Laura Jungwirth Thad Brown
	FUNCTION Public Works	BUDGET NUMBER 731-1022-541	DATE 9/20/2021

RESPONSIBILITIES

Budgeted funds in this account represent costs associated with the management, operation, maintenance, and repair of the Public Works Facility complex, as well as expenses for parts, tires, fuel, internal service and outside repairs for all City-owned motorized equipment as well as the Menasha Utilities and Menasha Joint School District motorized equipment.

SERVICES PROVIDED

2021 ACCOMPLISHMENTS

City staff completed fence installation and landscaping at the new Public Works Facility.

New cold storage building installed, the salt shed roof was replaced, and solar panels were installed on the roof of the new Public Works Facility.

2022 OBJECTIVES

Monitor and evaluate alternatives to reduce utility fees and contracted services. Continue to provide a high level of service to Menasha residents.

MAJOR CHANGES FROM 2021 BUDGET

Projected fuel costs, utilities, and contracted cleaning services account for most of the increase.

FUNDING SOURCES	2021 FUNDING	2022 FUNDING
TAXES	$0.00	$0.00
SPECIAL ASSESSMENTS	$0.00	$0.00
INTERGOV REVENUE	$0.00	$0.00
LICENSES & PERMITS	$0.00	$0.00
FINES & FORFEITS	$0.00	$0.00
PUBLIC CHARGES	$0.00	$0.00
MISCELLANEOUS	$0.00	$0.00
TOTAL	$0.00	$0.00

POSITION TITLE	2021 # OF FTE'S	2022 # OF FTE'S
Deputy Dir of Municipal O	0.45	0.45
Public Works Superintend	0.18	0.18
Public Works Admin. Asst	0.20	0.20
City Mechanic I	0.00	1.00
City Mechanic II	2.00	1.00
City Mechanic III	1.00	1.00
Heavy Equipment Operat	0.30	0.30
Truck Driver	0.00	0.45
Common Laborer	0.45	0.00
TOTAL	4.58	4.58

ACCOUNT NUMBER	ACCOUNT DESCRIPTION	2020 ACTUAL	2021 ADJUSTED BUDGET	2021 YEAR TO DATE ACTUAL	2021 YEAR END PROJECTION	2022 ADOPTED BUDGET
Public Works Facility						
731-0000-462.02-00	Street Machine	1,054,144	1,200,000	1,030,735	1,065,410	1,200,000
731-0000-463.01-00	Other Property	0	4,000	0	0	4,000
731-0000-466.00-00	Misc General Revenue	0	0	29,355	13,847	0
*	Public Works Facility	1,054,144	1,204,000	1,060,090	1,079,257	1,204,000
**	Public Works Facility	1,054,144	1,204,000	1,060,090	1,079,257	1,204,000

ACCOUNT NUMBER	ACCOUNT DESCRIPTION	2020 ACTUAL	2021 ADJUSTED BUDGET	2021 YEAR TO DATE ACTUAL	2021 YEAR END PROJECTION	2022 ADOPTED BUDGET
Public Works Facility						
	Public Works Facility					
731-1022-541.10-01	Wages	258,615	253,730	299,339	258,615	256,408
731-1022-541.10-02	Salaries	53,226	52,270	52,536	49,525	54,680
731-1022-541.10-03	Overtime/Doubletime	1,339	3,500	2,499	2,488	3,500
731-1022-541.10-08	Wages-Temp Help	941	0	825	825	0
731-1022-541.15-01	Health	83,187	93,148	96,039	93,799	89,968
731-1022-541.15-02	Life	777	810	949	816	1,017
731-1022-541.15-03	Dental	5,011	5,533	6,259	5,572	5,533
731-1022-541.15-04	Retirement	21,031	20,891	24,060	21,037	21,235
731-1022-541.15-05	FICA	22,871	22,760	26,204	22,919	24,066
731-1022-541.15-07	Vision	622	649	687	654	634
731-1022-541.15-08	Workers Comp	11,367	11,563	12,446	11,644	10,910
731-1022-541.15-10	Banked Sick Leave	3,132	3,022	3,308	3,131	3,095
731-1022-541.15-11	HRA Funding	0	0	7,535	7,990	9,019
731-1022-541.19-03	Uniform/Clothing Allow	708	975	1,094	975	975
731-1022-541.19-05	Tool Allowance	815	900	1,150	900	900
731-1022-541.20-01	Janitorial	25,101	21,400	33,374	33,188	37,480

LEVEL	TEXT	TEXT AMT
YE21	COVERALLS, RAGS, MATS, RESTROOM SUPPLIES	11,200
	CONTRACTED CLEANING	26,280
		37,480

731-1022-541.20-04	Mechanical Systems	0	3,110	0	0	3,110
731-1022-541.20-07	Pest Control	1,171	900	943	812	900
731-1022-541.20-08	Storage Services	1,814	0	50-	0	0
731-1022-541.21-06	Management	1,398	2,785	1,744	1,398	2,785

LEVEL	TEXT	TEXT AMT
TOTA	OIL FILTER DISPOSAL	600
	MISCELLANEOUS SERVICES	500
	INVENTORY FEE FOR FUEL	485
	FIRE EXTINGUISHER INSPECTON	1,200
		2,785

731-1022-541.22-01	Telephone	2,543	3,250	1,719	2,542	3,250
731-1022-541.22-03	Electricity	19,903	15,500	46,431	44,094	42,000
731-1022-541.22-04	Heat	17,472	20,000	19,883	22,556	23,000
731-1022-541.22-05	Water/Sewer	9,073	11,000	13,139	16,094	17,000
731-1022-541.22-06	Storm Water	15,147	14,300	17,777	15,570	16,000
731-1022-541.22-07	Fiber Optic	6,502	7,150	7,729	6,227	7,150
731-1022-541.24-01	Office Equipment	0	250	0	0	250
731-1022-541.24-02	Tools & Equipment	1,520	2,000	305	0	2,000
731-1022-541.24-03	Buildings	17,912	5,000	9,859	7,364	10,300

LEVEL	TEXT	TEXT AMT

ACCOUNT NUMBER	ACCOUNT DESCRIPTION	2020 ACTUAL	2021 ADJUSTED BUDGET	2021 YEAR TO DATE ACTUAL	2021 YEAR END PROJECTION	2022 ADOPTED BUDGET
TOTA	MISCELLANEOUS		5,000			
	ACC PLANNED SERVICE AGREEMENT		5,300			
			10,300			
731-1022-541.24-04	Specialized Equipment	2,566	2,500	2,318	2,500	2,500
731-1022-541.24-06	Fuel Station	3,199	5,000	9,721	6,553	5,000
LEVEL	TEXT		TEXT AMT			
TOTA	TANK TIGHTNESS TESTING		700			
	FUEL PUMPS REPAIRS		1,000			
	AIMS FUELING SYSTEM MODULES/RINGS		3,300			
			5,000			
731-1022-541.29-01	Printing	0	300	0	300	300
731-1022-541.29-04	Vehicle Repair	31,079	20,000	38,868	35,608	20,000
731-1022-541.29-05	Vehicle/Equipment Rental	69,117	40,000	41,002	54,205	50,000
731-1022-541.29-07	Inhouse Technology Svcs	5,838	6,141	6,129	5,871	6,284
731-1022-541.30-10	Office	1,284	1,200	1,159	1,000	1,200
731-1022-541.30-11	Postage	382	500	136	162	500
731-1022-541.30-12	Computer & Technology	0	1,600	1,280	1,280	2,400
LEVEL	TEXT		TEXT AMT			
TOTA	(2) PC REPLACEMENTS		2,400			
			2,400			
731-1022-541.30-13	Housekeeping	2,085	2,000	2,000	2,094	2,000
731-1022-541.30-15	Tools & Equipment	7,520	5,950	10,024	10,744	5,640
LEVEL	TEXT		TEXT AMT			
TOTA	CORDLESS TOOLS KIT		1,000			
	ELECTRIC PRESSURE WASHER		1,300			
	MISC TOOLS		2,500			
	PARTS WASHER $210 EVERY 3 MONTHS		840			
			5,640			
731-1022-541.30-18	Department	38,115	33,000	34,084	32,000	33,000
731-1022-541.32-01	Dues/Memberships/Licenses	662	550	344	550	550
731-1022-541.33-02	Registrations	0	2,000	1,333	749	2,000
731-1022-541.33-03	Lodging/Meals	124	0	0	0	0
731-1022-541.34-02	Registrations	1,237	0	0	0	0
731-1022-541.38-01	Fuel	104,534	167,500	140,092	146,731	180,800
LEVEL	TEXT		TEXT AMT			
TOTA	DIESEL FUEL - 50,000 GALS @ $3.07/GAL		153,500			
	NO LEAD FUEL - 10,000 GALS @ 2.73/GAL		27,300			
			180,800			

ACCOUNT NUMBER	ACCOUNT DESCRIPTION	2020 ACTUAL	2021 ADJUSTED BUDGET	2021 YEAR TO DATE ACTUAL	2021 YEAR END PROJECTION	2022 ADOPTED BUDGET
731-1022-541.38-02	Tires	36,563	45,000	39,673	39,600	55,000
731-1022-541.38-03	Parts	117,289	120,000	123,820	120,000	120,000
731-1022-541.38-04	Parts-Outside Repairs	41,221	20,000	32,046	32,681	20,000
731-1022-541.51-03	Property	22,215	23,770	23,770	23,770	28,524
731-1022-541.80-04	Office Equipment	0	2,000	0	0	0
731-1022-541.80-05	Other Equipment	0	40,000	24,009	25,448	11,000

LEVEL	TEXT	TEXT AMT
TOTA	RECYCLING DROP SITE CONTAINERS	11,000
		11,000

731-1022-541.82-01	Buildings	66,787	0	153,961	197,353	14,112
*	Public Works Facility	1,135,015	1,115,407	1,373,552	1,369,934	1,207,975
**	Public Works Facility	1,135,015	1,115,407	1,373,552	1,369,934	1,207,975

THIS PAGE IS INTENTIONALLY LEFT BLANK

THIS PAGE IS INTENTIONALLY LEFT BLANK

FUND 733

PROPERTY & LIABILITY INSURANCE

ACCOUNT NUMBER	ACCOUNT DESCRIPTION	2020 ACTUAL	2021 ADJUSTED BUDGET	2021 YEAR TO DATE ACTUAL	2021 YEAR END PROJECTION	2022 ADOPTED BUDGET
Property and Liab Ins						
733-0000-466.00-00	Misc General Revenue	128,919	137,943	127,944	127,944	148,533
*	Property and Liab Ins	128,919	137,943	127,944	127,944	148,533
**	Property and Liab Ins	128,919	137,943	127,944	127,944	148,533

ACCOUNT NUMBER	ACCOUNT DESCRIPTION	2020 ACTUAL	2021 ADJUSTED BUDGET	2021 YEAR TO DATE ACTUAL	2021 YEAR END PROJECTION	2022 ADOPTED BUDGET
Property and Liab Ins						
	Property and Liab Ins					
733-0206-512.21-01	Legal Services	5,032	5,000	1,807	5,000	5,000
733-0206-512.51-03	Property	42,932	45,000	39,753	39,753	45,000
733-0206-512.51-04	Liability	59,305	60,505	60,505	60,505	61,715
733-0206-512.51-05	Vehicle	23,709	27,023	24,556	24,556	26,943
733-0206-512.51-06	Computer Equipment	3,941	4,935	4,838	4,838	5,080
733-0206-512.51-07	Boiler	1,934	1,518	2,272	2,272	2,505
733-0206-512.51-08	Crime	631	916	523	523	758
733-0206-512.51-09	Public Liability	2,716	3,209	4,061	4,061	4,873
733-0206-512.51-10	Employment Practice Liab	6,671	7,635	7,343	7,343	8,077
733-0206-512.51-11	Underground Storage Tanks	10,635	3,100	1,232	1,232	3,100
733-0206-512.51-12	Volunteer	134	161	113	113	113
733-0206-512.51-13	Pollution Legal Liability	2,335	2,167	2,853	2,853	3,138
733-0206-512.73-01	Award & Claim Settlements	29,688	25,000	33,222	32,033	25,000
*	Property and Liab Ins	189,663	186,169	183,078	185,082	191,302
**	Property and Liab Ins	189,663	186,169	183,078	185,082	191,302

THIS PAGE IS INTENTIONALLY LEFT BLANK

FUND 734

HRA HEALTH INSURANCE

ACCOUNT NUMBER	ACCOUNT DESCRIPTION	2020 ACTUAL	2021 ADJUSTED BUDGET	2021 YEAR TO DATE ACTUAL	2021 YEAR END PROJECTION	2022 ADOPTED BUDGET
HRA Health Insurance Fund						
734-0000-466.00-00	Misc General Revenue	198,863	110,000	113,481	125,545	0
*	HRA Health Insurance Fund	198,863	110,000	113,481	125,545	0
**	HRA Health Insurance Fund	198,863	110,000	113,481	125,545	0

ACCOUNT NUMBER	ACCOUNT DESCRIPTION	2020 ACTUAL	2021 ADJUSTED BUDGET	2021 YEAR TO DATE ACTUAL	2021 YEAR END PROJECTION	2022 ADOPTED BUDGET
HRA Health Insurance Fund						
HRA Health Insurance						
734-0416-513.15-01	Health	124,950	115,000	0	120,000	0
734-0416-513.15-11	HRA Funding	0	0	114,780	5,545	0
734-0416-513.21-06	Management	0	6,000	6,100	0	0
*	HRA Health Insurance	124,950	121,000	120,880	125,545	0
**	HRA Health Insurance Fund	124,950	121,000	120,880	125,545	0

THIS PAGE IS INTENTIONALLY LEFT BLANK

FUND 735

SELF-FUNDED DENTAL INSURANCE

ACCOUNT NUMBER	ACCOUNT DESCRIPTION	2020 ACTUAL	2021 ADJUSTED BUDGET	2021 YEAR TO DATE ACTUAL	2021 YEAR END PROJECTION	2022 ADOPTED BUDGET
Self-Funded Dental Ins						
735-0000-466.00-00	Misc General Revenue	125,127	128,000	126,701	128,742	129,000
*	Self-Funded Dental Ins	125,127	128,000	126,701	128,742	129,000
**	Self-Funded Dental Ins	125,127	128,000	126,701	128,742	129,000

ACCOUNT NUMBER	ACCOUNT DESCRIPTION	2020 ACTUAL	2021 ADJUSTED BUDGET	2021 YEAR TO DATE ACTUAL	2021 YEAR END PROJECTION	2022 ADOPTED BUDGET
Self-Funded Dental Ins						
Self-Funded Dental						
735-0207-512.15-03	Dental	103,320	121,465	122,854	135,246	120,000
735-0207-512.21-06	Management	7,228	7,193	7,347	7,365	7,400
*	Self-Funded Dental	110,548	128,658	130,201	142,611	127,400
**	Self-Funded Dental Ins	110,548	128,658	130,201	142,611	127,400

THIS PAGE IS INTENTIONALLY LEFT BLANK

FUND 741

STREET EQUIPMENT

ACCOUNT NUMBER	ACCOUNT DESCRIPTION	2020 ACTUAL	2021 ADJUSTED BUDGET	2021 YEAR TO DATE ACTUAL	2021 YEAR END PROJECTION	2022 ADOPTED BUDGET
Street Equipment						
741-0000-441.38-00	Gasoline Sales	7,489	8,200	7,292	7,500	8,000
741-0000-461.01-00	On Investments	185	500	20	20	75
741-0000-462.02-00	Street Machine	491,864	600,000	477,121	492,000	525,000
741-0000-463.01-00	Other Property	156,775	0	0	0	0
741-0000-463.06-00	Highway Property	33,250	20,000	0	20,000	20,000
*	Street Equipment	689,563	628,700	484,433	519,520	553,075
**	Street Equipment	689,563	628,700	484,433	519,520	553,075

ACCOUNT NUMBER	ACCOUNT DESCRIPTION	2020 ACTUAL	2021 ADJUSTED BUDGET	2021 YEAR TO DATE ACTUAL	2021 YEAR END PROJECTION	2022 ADOPTED BUDGET
Street Equipment						
Street Machinery						
741-1023-541.54-01	Buildings	10,539	0	0	10,000	10,000
741-1023-541.54-02	Motorized Equipment	400,460	0	0	400,000	400,000
741-1023-541.80-03	Motorized Equipment	0	556,000	0	556,000	596,000

LEVEL	TEXT	TEXT AMT
TOTA	#0003 LOW BED DUMP TRUCK	115,000
	#0002 PICKUP TRUCK	35,000
	#0024 MECHANICAL SWEEPER	165,000
	#0011 LOW BED DUMP TRUCK	115,000
	#0005 BUCKET TRUCK	130,000
	#2014 PASSENGER VEHICLE	25,000
	PORTABLE LIFT ATTACHMENT	11,000
		596,000

*	Street Machinery	410,999	556,000	0	966,000	1,006,000
**	Street Equipment	410,999	556,000	0	966,000	1,006,000

FUND 743

INFORMATION TECHNOLOGY

CITY OF MENASHA 2022 OPERATIONS BUDGET	FUND General Fund	BUDGET NAME IT Department	PREPARED BY Jennifer Sassman Andrea Oskey
	FUNCTION General Government	BUDGET NUMBER 743-0403-513	DATE 9/20/2021

RESPONSIBILITIES

Administrating and monitoring current Information Technology resources for the City; including all data, e-mail, the e-mail archiver, storage area network, databases, PCs, laptops, servers, switches, routers, the firewall, Network security, virtual private networking devices, displays, printers, fax machines, copiers, I-Pads, phone system, cell phones, wireless access points, wireless modems, cellular modems, cabling,
camera systems, cameras, digital video recording, user profiles, server policies, access rights, back-ups, training of Microsoft Office Suite, maintenance contracts, the City's website, and PC's,

Works with departments to recommend, determine, and provide the most efficient use of the technology available that will enhance their workflow,

Handles all IT Support needs throughout the City Buildings and for City staff,

Completes long-term planning in regard to infrastructure and technology, and maintains database applications.

SERVICES PROVIDED

2021 ACCOMPLISHMENTS

Completed deployment of an infrastructure upgrade of 3 hosts, storage, 2 switches and moved the data to the new infrastructure. Moved the backup infrastructure to a different location. Created replication of business critical servers to be able to use in case of disaster

Cleaned up cabling at the PD

Implemented a new Wiscnet router which gets speeds of up to 1Gbps

Created stronger security on the network by implementing Cisco AMP to protect devices from malicious activity

Ongoing cleanup of the IT server to free up space

Replacing sixteen (16) PC's in 2021
Repurposed the PCs to give them a trickle down effect of newer physical hardware when new was not needed or possible

Project management/planning for:
Broader IT security such as end user training with knowb4, upgrade of firewall appliance, Certificate servers, and SCCM, vulnerability testing
Preparation of implementation of tax software
Departmental software requests research for functionality for both our hardware and network compatibility.
Planning for upgrading servers that have 2012r2 to server 2019 due to end of life of 2012 approaching

Keeping IT support tickets as current as possible

CITY OF MENASHA 2022 OPERATIONS BUDGET	FUND General Fund	BUDGET NAME IT Department	PREPARED BY Jennifer Sassman Andrea Oskey
	FUNCTION General Government	BUDGET NUMBER 743-0403-513	DATE 9/20/2021

Maintaining all servers, PC's, and other IT equipment prudently and responsibly

2022 OBJECTIVES

Implementation of knowb4, upgrade of firewall appliance, Certificate servers, and System Center Configuration Manager (SCCM)

Implementation of Tax software

Upgrade of BOSS ticketing system

Ongoing security measures

Upgrades to servers

Monitor and stay current with the ongoing maintenance schedule, and

Maintain systems and assist end users with IT support needs.

MAJOR CHANGES FROM 2021 BUDGET

No major changes to the budget.

FUNDING SOURCES	2021 FUNDING	2022 FUNDING
TAXES	$0.00	$0.00
SPECIAL ASSESSMENTS	$0.00	$0.00
INTERGOV REVENUE	$0.00	$0.00
LICENSES & PERMITS	$0.00	$0.00
FINES & FORFEITS	$0.00	$0.00
PUBLIC CHARGES	$0.00	$0.00
MISCELLANEOUS	$0.00	$0.00
TOTAL	$0.00	$0.00

POSITION TITLE	2021 # OF FTE'S	2022 # OF FTE'S
PC/Network Specialist	1.00	1.00
Network/Systems Adminis	1.00	1.00
TOTAL	2.00	2.00

CITY OF MENASHA

IT Budget Comparison 2016-2022

	2016	*2017*	*2018*	*2019*	*2020*	*2021*	*2022*	Change from 2021-2022	%-Change
IT Budget- Global	$ 388,312	$ 388,540	$ 389,860	$ 400,890	$ 402,637	$ 408,213	$ 408,443	$ 230	0.06%
IT Budget with Department IT Added	$ 418,422	$ 439,116	$ 417,710	$ 443,250	$ 448,897	$ 452,873	$ 457,353	$ 4,480	0.99%
Departments									
Police	$ 147,446	$ 144,008	$ 148,184	$ 146,700	$ 151,357	$ 148,474	$ 157,097	$ 8,623	5.81%
Public Works	$ 66,163	$ 80,140	$ 66,861	$ 73,806	$ 70,699	$ 72,247	$ 73,534	$ 1,287	1.78%
Community Development	$ 16,957	$ 30,772	$ 21,257	$ 21,390	$ 21,718	$ 22,068	$ 24,221	$ 2,153	9.76%
Park & Recreation	$ 36,518	$ 34,401	$ 30,689	$ 35,967	$ 36,356	$ 37,907	$ 38,173	$ 266	0.70%
Health	$ 36,163	$ 36,419	$ 35,012	$ 36,667	$ 33,911	$ 38,848	$ 35,889	$ (2,959)	-7.62%
Finance	$ 68,430	$ 67,706	$ 72,507	$ 69,706	$ 74,888	$ 71,731	$ 75,424	$ 3,693	5.15%
Assessor	$ 10,124	$ 9,915	$ 9,281	$ 9,095	$ 10,261	$ 9,441	$ 10,198	$ 757	8.02%
City Clerk	$ 11,994	$ 11,649	$ 11,307	$ 12,335	$ 10,773	$ 11,068	$ 11,596	$ 528	4.77%
Attorney	$ 3,378	$ 4,080	$ 3,207	$ 3,113	$ 3,025	$ 3,068	$ 4,375	$ 1,307	42.60%
Senior Center	$ 650	$ 647	$ 620	$ 433	$ 482	$ 2,663	$ 5,599	$ 2,936	110.25%
Personnel/Human Resources	$ 6,921	$ 6,841	$ 6,578	$ 6,392	$ 7,898	$ 6,176	$ 6,398	$ 222	3.59%
Library	$ 8,917	$ 7,881	$ 7,703	$ 8,183	$ 8,159	$ 8,450	$ 8,859	$ 409	4.84%
Mayor	$ 3,391	$ 3,344	$ 3,220	$ 3,126	$ 3,037	$ 3,077	$ 3,199	$ 122	3.96%
Council	$ 1,370	$ 1,313	$ 1,284	$ 1,337	$ 1,333	$ 2,655	$ 2,791	$ 136	5.12%
Apply Fund Balance	$ -	$ -	$ -	$ 15,000	$ 15,000	$ 15,000	$ -	$ (15,000)	-100.00%
TOTAL	**$ 418,422**	**$ 439,116**	**$ 417,710**	**$ 443,250**	**$ 448,897**	**$ 452,873**	**$ 457,353**	**$ 4,480**	0.99%
check	$ -	$ -	$ -	$ -	$ -	$ -	$ -	$ -	

ACCOUNT NUMBER	ACCOUNT DESCRIPTION	2020 ACTUAL	2021 ADJUSTED BUDGET	2021 YEAR TO DATE ACTUAL	2021 YEAR END PROJECTION	2022 ADOPTED BUDGET
Information Technology						
743-0000-466.00-00	Misc General Revenue	372,426	393,213	392,383	393,213	408,445
*	Information Technology	372,426	393,213	392,383	393,213	408,445
**	Information Technology	372,426	393,213	392,383	393,213	408,445

ACCOUNT NUMBER	ACCOUNT DESCRIPTION	2020 ACTUAL	2021 ADJUSTED BUDGET	2021 YEAR TO DATE ACTUAL	2021 YEAR END PROJECTION	2022 ADOPTED BUDGET
Information Technology						
Information Systems						
743-0403-513.10-02	Salaries	106,549	113,885	94,853	94,385	110,514
743-0403-513.15-01	Health	26,775	29,131	21,430	21,432	23,381
743-0403-513.15-02	Life	127	155	110	121	150
743-0403-513.15-03	Dental	1,661	1,661	1,308	1,207	1,207
743-0403-513.15-04	Retirement	7,074	7,688	6,220	6,193	7,183
743-0403-513.15-05	FICA	7,930	8,414	7,052	7,098	8,192
743-0403-513.15-07	Vision	91	56	4	4	0
743-0403-513.15-08	Workers Comp	199	207	175	170	210
743-0403-513.15-10	Banked Sick Leave	1,082	1,132	903	900	1,098
743-0403-513.15-11	HRA Funding	0	0	1,804	1,784	2,003
743-0403-513.21-04	Computer & Technology	48,585	51,800	42,681	42,514	46,200
743-0403-513.22-01	Telephone	533	1,000	756	757	900
743-0403-513.22-07	Fiber Optic	5,506	6,100	6,518	6,005	6,100
743-0403-513.24-04	Specialized Equipment	119,808	152,099	141,689	144,100	166,529
743-0403-513.29-01	Printing	23,715	16,000	16,956	17,500	16,000
743-0403-513.30-10	Office	208	300	188	300	300
743-0403-513.30-11	Postage	0	50	12	12	50
743-0403-513.30-12	Computer & Technology	23	100	17	100	100
743-0403-513.30-15	Tools & Equipment	14,918	14,400	10,224	13,000	14,136
743-0403-513.30-19	Office Furnishings	277	300	257	257	300
743-0403-513.32-01	Dues/Memberships/Licenses	50	150	0	0	150
743-0403-513.33-01	Mileage	214	500	103	125	300
743-0403-513.34-02	Registrations	0	500	25	25	500
743-0403-513.34-03	Lodging/Meals	0	500	0	0	500
743-0403-513.34-04	Other Expenses	0	300	0	0	300
743-0403-513.51-03	Property	1,668	1,785	1,786	1,786	2,142
743-0403-513.54-03	Computer Equipment	5,883	0	0	0	0
743-0403-513.80-01	Computer Equipment	0	0	81,733	81,733	0
*	Information Systems	372,876	408,213	436,804	441,508	408,445
**	Information Technology	372,876	408,213	436,804	441,508	408,445

Technology Budget 2022

	Global	Dept Specific
743-0403-513-1002 - Salaries		
Salaries	$110,514	
	$110,514	
743-0403-513-1501 - Health		
Health	$23,381	
	$23,381	
743-0403-513-1502 - Life Insurance		
Life Insurance	$150	
	$150	
743-0406-513-1503 - Dental		
Dental	$1,207	
	$1,207	
743-0403-513-1504 - Retirement		
Retirement	$7,183	
	$7,183	
743-0403-513-1505 - FICA		
FICA	$8,192	
	$8,192	
743-0403-513-1507 - Vision		
Vision	$0	
	$0	
743-0403-513-1508 - Workers Comp		
Workers Comp	$210	
	$210	
743-0403-513-1510 - Banked Sick Leave		
Banked Sick Leave	$1,098	
	$1,098	
743-0403-513-1511 - HRA Funding		
HRA Funding	$2,003	
	$2,003	

Total of Accounts 1001 through 1511	**$153,938**		
743-0403-513-2104 - IT Professional Services (Global)			
Specialized Assistance	$1,000		
Website - Annual Hosting (Revize)	$3,500		
Wiscnet Internet member fee	$1,500		
Wiscnet Internet Access 1G	$3,000		
Spectrum Internet Backup 10 MB	$2,200		
Outside services (Heartland Business Systems)	$35,000		
	$46,200		
743-0403-513-2201 - Telephone (Global)			
Telephone	$900		
	$900		
743-0403-513-2207 - Fiber (Global)			
Fiber	$6,100		
	$6,100		
743-0403-513-2404 - Repair/Maint of Software & Hardware			
Police			
MorphoTrak Live ID Maintenance		$175	
LiveScan Finger Printer Maintenance		$1,200	
Cop Logic - DORS Maintenance		$2,000	
RSA Maintenance		$800	
NetMotion Cellular Connectivity Maintenance		$2,300	
T2 Parking System		$7,975	
Scheduling Software		$3,450	
Traffic I-Cloud-Radar Trailer		$1,200	
TWAS		$1,000	
Meraki Access Points		$4,485	
Cradle Point Support		$1,200	
BEAST - Evidence Room Software Maintenance		$675	
Spotlight-Video Redaction Software		$1,609	
K9 Handler-Pack Track		$100	
Law Records Management System Maintenance		$5,675	$33,844 Police
Engineering			
CarteGraph Maintenance		$2,800	

AutoDesk Maintenance		$4,400		
Plotter Maintenance		$1,300	$8,500	Eng
City Garage				
Syn-Tech FuelMaster Maintenance		$650		
Cummings Diagnostic		$800		
Weather Sentry Subscription		$1,950		
TrafficTech Maintenance		$1,700		
Fleetsoft Maintenance		$2,000	$7,100	PWF
Com Dev				
ARC GIS Maintenance		$2,100		
Building Inspection Software Maintenance		$6,000	$8,100	Com Dev
Parks and Rec				
Anticipated Rec Desk Usage		$3,500		
Pontem Cemetery App Maintenance		$1,300	$4,800	Parks
Health				
WinWam Sanitarian Application Maintenance		$700	$700	Health
Finance				
City of Neenah Property Tax Services		$15,500		
Property Tax Software Maintenance (Prorated)		$2,200		
Plan-It (CIP Software)		$1,600		
Central Square Technologies		$35,500	$54,800	Finance
Assessor				
MarketDrive Maintenance		$4,700	$4,700	Assessor
Global				
Adobe Acrobat Pro	$2,000			
HPE Care Pack-Switch	$300			
BOSS Maintenance	$1,700			
Palo Alto Firewall	$1,700			
Barracuda Email Security	$3,150			
Barracuda Web Security	$1,500			
Barracuda Message Archiver	$4,500			
VM Back-Up Software	$4,000			
Police Domain Name Renewal	$50			
Online Parking Ticket Fees	$1,500			
Cisco AMP Antivirus	$5,300			
GoToAssist-PC Support Tool	$600			
GoToMeeting	$435			

GoToMeeting 800#	$900			
Guardian Tracking	$4,000			
SSL Certificate Commail	$450			
Unitel Phone System	$800			
Upgrade Market Drive to SQL Database	$6,800			
Horizon View Licensing	$2,400			
Horizon View Support	$1,900			
	$43,985	**$122,544**	**$166,529**	**Total in IT Budget**
743-0403-513-29-01 - Printing				
Printing Services for Entire City	$16,000			
	$16,000			
743-0403-513-2905 - Vehicle/Equipment Rental				
Vehicle/Equipment Rental	$0			
	$0			
743-0403-513-3010 - Office Supplies				
Office Supplies	$300			
	$300			
743-0403-513-3011 - Postage				
Postage	$50			
	$50			
743-0403-513-3012 - Computer Recycle				
Computer Recycle	$100			
	$100			
743-0403-513-30-15 - Supplies/Tools + Equipment/Infrastructure (Global)				
Replacement Switch	$4,500			
Palo Alto Firewall Equipment	$2,436			
PC Replacement	$1,200			
Misc PC Supplies/Equipment	$1,000			
Equipment Replacement	$5,000			
	$14,136			
743-0403-513-3019 - Office Furniture				
Furniture	$300			
	$300			

743-0403-513-3201 - Membership Dues

GIPAW Dues/Other Dues	$150
	$150

743-0403-513-3301 - Mileage

Mileage	$300
	$300

743-0403-513-3402 - Registrations

Registrations	$500
	$500

743-0403-513-3403 - Lodging/Meals

Lodging/Meals	$500
	$500

743-0403-513-3404 - Other Expenses

Other Expenses	$300
	$300

743-0403-513-5103 - Liability

Liability	$2,142
	$2,142

Total for 2022 IT Budget		**$285,901**
	Applied Fund Balance	$0
	Less Printing	($16,000)
	Total Global	$269,901
Assessor	2.000%	$5,398
City Attorney	1.000%	$2,700
Clerk	4.000%	$10,796
Common Council	1.000%	$2,701
Community Development	4.750%	$12,821
Finance	7.325%	$19,773
Health	12.000%	$32,388
HR	2.000%	$5,398
Library	3.000%	$8,099
Mayor	1.000%	$2,699
Park and Rec	9.250%	$24,964
Police	36.670%	$98,976
Public Works	15.000%	$40,487
Senior Center	1.000%	$2,699
	100.00%	$269,899
	Dept Specific Items in IT Budget	$122,544
	Applied Fund Balance	$0
	Printing	$16,000
	TOTAL IT Budget 2022	**$408,443**

	Printing		
	2022	**2021**	**2020**
Assessor	**$100**	**$115**	**$128**
City Attorney	**$475**	**$504**	**$559**
Clerk	**$800**	**$817**	**$907**
Common Council	**$90**	**$90**	**$100**
Community Development	**$900**	**$994**	**$1,103**
Finance	**$850**	**$856**	**$950**
Health	**$2,800**	**$2,895**	**$3,214**
HR	**$1,000**	**$1,050**	**$1,165**
Library	**$0**	**$0**	**$0**
Mayor	**$500**	**$514**	**$571**
Park and Rec	**$1,110**	**$1,103**	**$1,300**
Police	**$4,275**	**$4,309**	**$4,933**
Public Works	**$2,600**	**$2,653**	**$3,020**
Senior Center	**$500**	**$100**	**$50**
	$16,000	**$16,000**	**$18,000**

2022 Technology Service Cost for Police Department

		IT Budget	Dept Budget	
Repair/Maint of Software & Hardware				
Police	MorphoTrak Live ID Maintenance (Idemia)	$175		
Police	LiveScan Finger Printer Maintenance (iTouch)	$1,200		
Police	Cop Logic - DORS Maintenance (Virtual Academy)	$2,000		
Police	RSA Maintenance	$800		
Police	NetMotion Cellular Connectivity Maintenance	$2,300		
Police	T2 Parking System	$7,975		
Police	Scheduling Software (Aldatech)	$3,450		
Police	Traffic I-Cloud (All Traffic Solutions)	$1,200		
Police	TWAS (Oleszak Company)	$1,000		
Police	Meraki Access Points	$4,485		
Police	Cradle Point Support	$1,200		
Police	BEAST - Evidence Room Software Maintenance (Porter Lee)	$675		
Police	Spotlight-Video Redaction Software (Cubic)	$1,609		
Police	K9 Handler-Pack Track	$100		
Police	Law Records Management System Maintenance (Winn County)	$5,675		
		$33,844		
Supplies - Computer Equipment				
Police	(4) Replacement ToughBooks for Squads		$10,500	
Police	(2) Pentax Thermal Printers for Squads		$950	
Police	(6) PC Replacements		$7,200	
Police	Replacement Printers		$600	
Police	Replacement Monitors		$750	
			$20,000	
Printing				
Police	Printing Services	**$4,275**		
In-house Technology Services				
Police	Technology Services	**$98,976**		
	2022 Total Technology Cost for Police	**$137,095**	**$20,000**	**$157,095**

2022 Technology Costs for Public Works

		IT Budget	Dept Budget	
Repair/Maint of Software & Hardware				
Engineering	CarteGraph Maintenance	$2,800		
Engineering	AutoDesk Maintenance	$4,400		
Engineering	Plotter Maintenance	$1,300		
City Garage	Syn-Tech FuelMaster Maintenance	$650		
City Garage	Cummins Diagnostic Maintenance	$800		
Snow Removal	Weather Sentry Subscription (DTN LLC)	$1,950		
Street Signs	TrafficTech Maintenance	$1,700		
City Garage	Fleetsoft Maintenance	$2,000		
		$15,600		
Supplies - Computer Equipment				
Sewer & Storm	Sewer Truck Tablet		$1,600	
City Garage	(2) Replacement PC's		$2,400	
Engineering	(1) Replacement PC		$1,200	
			$5,200	
Fiber Optic Services				
Bridges	Fiber Optic Services		$2,500	
City Garage	Fiber Optic Services		$7,150	
			$9,650	
Printing				
Public Works	Printing Services	**$2,600**		
Inhouse Technology Services				
Storm Sewers/Drains Maint	Technology Services	$2,024	5.00%	
Municipal Buildings	Technology Services	$1,619	4.00%	
Lift Bridges	Technology Services	$1,619	4.00%	
San Sewer Maint/Const	Technology Services	$2,834	7.00%	
Recycling, Solid waste	Technology Services	$4,858	12.00%	
Storm Sewers/Street Clean/ Flush	Technology Services	$2,024	5.00%	
Refuse Collect / Dispose	Technology Services	$2,429	6.00%	
Street Signs / Markings	Technology Services	$1,619	4.00%	
Removal of Snow and Ice	Technology Services	$2,429	6.00%	
Engineering / Public Works	Technology Services	$12,146	30.00%	
City Garage	Technology Services	$2,834	7.00%	
Street Construction	Technology Services	$4,049	10.00%	
		$40,484	100%	
2022 Total Technology Cost for Public Works		**$58,684**	**$14,850**	**$73,534**

2022 Technology Costs for Community Development

		IT Budget	Dept Budget	
Repair/Maint of Software & Hardware				
Building Inspection	Building Inspection Software	$6,000		
Community Development	ARC GIS Maintenance	$2,100		
		$8,100		
Supplies - Computer Equipment				
Community Development	(1) Replacement PC		$1,200	
Code Enforcement	(1) Replacement PC		$1,200	
			$2,400	
Printing				
Community Development	Printing services	**$900**		
Inhouse Technology Services				
Community Development	Technology Services	$7,693	60.00%	
Building Inspection	Technology Services	$5,128	40.00%	
		$12,821	100%	
2022 Total Technology Cost for Community Development		**$21,821**	**$2,400**	**$24,221**

2022 Technology Costs for Parks and Rec

		IT Budget	Dept Budget	
Repair/Maint of Software & Hardware				
Parks and Rec	Rec Desk Software	$3,500		
Resthaven	Pontem Cemetery App Maintenance	$1,300		
		$4,800		
Supplies - Computer Equipment				
Recreation	(1) Replacement PC		$1,200	
			$1,200	
Fiber Optic Services				
Swimming Pool	Fiber Optic Services		$5,400	
Marina	Fiber Optic Services		$700	
			$6,100	
Printing				
Parks and Rec	Printing Services	**$1,110**		
Inhouse Technology Services				
Swimming Pool	Technology Services	$5,242	21.00%	
Forestry	Technology Services	$2,621	10.50%	
Resthaven Cemetery	Technology Services	$1,323	5.30%	
Recreation Department	Technology Services	$8,538	34.20%	
Parks Department	Technology Services	$5,916	23.70%	
Marina Operations	Technology Services	$1,323	5.30%	
		$24,963	100%	
2022 Total Technology Cost for Parks and Rec		**$30,873**	**$7,300**	**$38,173**

2022 Technology Costs for Health

		IT Budget	Dept Budget	
Repair/Maint of Software & Hardware				
Sealer of Weights & Measures	WinWam Sanitarian Maintenance	**$700**		
Supplies - Computer Equipment				
Printing				
Health	Printing Services	**$2,800**		
Inhouse Technology Services				
Employee Safety Committee	Technology Services	$648	2.00%	
Environmental Health	Technology Services	$1,296	4.00%	
Health Department	Technology Services	$29,473	91.00%	
Sealer of Weights and Measures	Technology Services	$972	3.00%	
		$32,389	100%	
2022 Total Technology Cost for Health		**$35,889**	**$0**	**$35,889**

2022 Technology Costs for Finance

		IT Budget	Dept Budget	
Repair/Maint of Software & Hardware				
Finance	Plan-It (CIP Software)	$1,600		
Finance	City of Neenah Property Tax Services	$15,500		
Finance	Property Tax Software Maintenance (Prorated)	$2,200		
Finance	Central Square Technologies	$35,500		
		$54,800		
Supplies - Computer Equipment				
Finance				
Printing				
Finance	Printing Services	**$850**		
Inhouse Technology Services				
Finance	Technology Services	**$19,773**		
	2022 Total Technology Cost for Finance	**$75,424**	**$0**	**$75,424**

2022 Technology Costs for Assessor

		IT Budget	Dept. Budget	
Repair/Maint of Software & Hardware Assessor	MarketDrive Maintenance	**$4,700**		
Supplies - Computer Equipment Assessor				
Printing Assessor	Printing Services	**$100**		
Inhouse Technology Services Assessor	Technology Services	**$5,398**		
2022 Total Technology Cost for Assessor		**$10,198**	**$0**	**$10,198**

2022 Technology Costs for City Clerk

		IT Budget	Dept Budget	
Printing				
City Clerk	Printing Services	**$800**		
Supplies - Computer Equipment				
City Clerk				
Inhouse Technology Services				
City Clerk	Technology Services	$6,478	60.00%	
Elections	Technology Services	$4,318	40.00%	
		$10,796	100%	
2022 Total Technology Cost for City Clerk		**$11,596**	**$0**	**$11,596**

2021 Technology Costs for City Attorney

		IT Budget	Dept. Budget	
Printing Attorney	Printing Services	**$475**		
Supplies - Computer Equipment Attorney	(1) Replacement PC		**$1,200**	
Inhouse Technology Services Attorney	Technology Services	**$2,700**		
2021 Total Technology Cost for Attorney		**$3,175**	**$1,200**	**$4,375**

2022 Technology Costs for Human Resources

		IT Budget	Dept. Budget	
Printing Human Resources	Printing Services	**$1,000**		
Supplies - Computer Equipment Human Resources				
Inhouse Technology Services Human Resources	Technology Services	**$5,398**		
2022 Total Technology Cost for Human Resources		**$6,398**	**$0**	**$6,398**

2022 Technology Costs for Library

		IT Budget	Dept. Budget	
Fiber Optic Services				
Library	Fiber Optic Services		$760	
			$760	
Inhouse Technology Services				
Library	Technology Services	$8,099		
		$8,099		
2022 Total Technology Cost for Library		**$8,099**	**$760**	**$8,859**

2022 Technology Costs for Mayor

		IT Budget	Dept. Budget	
Printing				
Mayor	Printing Services	**$500**		
Supplies - Computer Equipment				
Inhouse Technology Services				
Mayor	Technology Services	**$2,699**		
2022 Total Technology Cost for Mayor		**$3,199**	**$0**	**$3,199**

2022 Technology Costs for Senior Center

		IT Budget	Dept. Budget	
Printing Senior Center	Printing Services	**$500**		
Supplies - Computer Equipment Senior Center	(2) Replacement PC's		**$2,400**	
Inhouse Technology Services Senior Center	Technology Services	$2,699		
		$2,699		
2022 Total Technology Cost for Senior Center		**$3,199**	**$2,400**	**$5,599**

2022 Technology Costs for Common Council

		IT Budget	Dept. Budget	
Printing				
Common Council	Printing Services	**$90**		
Inhouse Technology Services				
Common Council	Technology Services	$2,701		
		$2,701		
2022 Total Technology Cost for Common Council		**$2,791**	**$0**	**$2,791**

THIS PAGE IS INTENTIONALLY LEFT BLANK

FUND 744

POST EMPLOYMENT SICK

ACCOUNT NUMBER	ACCOUNT DESCRIPTION	2020 ACTUAL	2021 ADJUSTED BUDGET	2021 YEAR TO DATE ACTUAL	2021 YEAR END PROJECTION	2022 ADOPTED BUDGET
Post Employment Sick						
744-0000-466.00-00	Misc General Revenue	0	0	70,358	70,390	76,000
*	Post Employment Sick	0	0	70,358	70,390	76,000
**	Post Employment Sick	0	0	70,358	70,390	76,000

ACCOUNT NUMBER	ACCOUNT DESCRIPTION	2020 ACTUAL	2021 ADJUSTED BUDGET	2021 YEAR TO DATE ACTUAL	2021 YEAR END PROJECTION	2022 ADOPTED BUDGET
Post Employment Sick						
	Trans to Post Employ Sick					
744-0460-591.25-02	Other Municipal Funds	0	0	115,887	115,887	70,000
*	Trans to Post Employ Sick	0	0	115,887	115,887	70,000
	Recreation Department					
744-0702-552.15-01	Health	57,490	0	0	0	0
*	Recreation Department	57,490	0	0	0	0
**	Post Employment Sick	57,490	0	115,887	115,887	70,000

DEBT SERVICE FUNDS

FUND 310

DEBT SERVICE

ACCOUNT NUMBER	ACCOUNT DESCRIPTION	2020 ACTUAL	2021 ADJUSTED BUDGET	2021 YEAR TO DATE ACTUAL	2021 YEAR END PROJECTION	2022 DEPARTMENT REQUEST
Debt Service						
310-0000-411.00-00	General Property Taxes	1,100,000	1,100,000	1,100,000	1,100,000	1,100,000
310-0000-413.00-00	Tax from Municipal Util	678,014	691,574	515,463	687,283	701,029
310-0000-432.02-00	Computers	225,000	225,000	225,000	225,000	225,000
310-0000-432.19-00	Personal Proprty	0	0	11,440	11,440	0
310-0000-461.01-00	On Investments	1,794	2,500	0	1,000	1,000
310-0000-461.02-00	On Special Assessments	7,331	7,500	9,121	9,400	8,000
310-0000-461.03-00	On RDA Note	388,540	388,540	388,540	388,540	388,540
310-0000-471.00-00	Street Construction	251,393	210,000	129,584	231,243	220,000
310-0000-472.00-00	Sanitary Sewer	739	739	739	739	0
310-0000-473.00-00	Curb & Gutter	77,305	76,000	46,655	89,042	77,000
310-0000-474.00-00	Sidewalk	9,057	8,000	6,241	7,000	5,000
310-0000-475.00-00	Storm Sewer	12,516	5,000	4,247	5,000	5,000
310-0000-476.00-00	City Water	638	638	638	638	0
310-0000-477.00-00	Engineering	23,696	27,000	14,387	27,000	27,000
310-0000-478.00-00	Street Lighting	113	113	113	113	113
310-0000-479.00-00	Driveway Apron	8,169	11,000	2,031	8,000	8,000
310-0000-491.00-00	Bond/Note Proceeds	13,215,000	0	965,000	965,000	0
310-0000-491.10-00	Bond Premium	4,105	0	95,171	95,171	0
310-0000-492.01-00	Sewage Fund	550,000	0	0	0	0
310-0000-492.05-00	TIF #4 Fund	3,183	0	0	0	0
310-0000-492.07-00	TIF #6 Fund	531,407	0	0	0	0
310-0000-492.08-00	TIF #7 Fund	101,065	101,074	101,074	101,074	101,068
310-0000-492.09-00	TIF #8 Fund	61,225	61,200	61,200	61,200	61,217
310-0000-492.10-00	TIF #9 Fund	477,449	697,994	697,994	697,994	697,983
310-0000-492.17-00	General Fund	75,000	0	0	0	0
310-0000-492.30-00	Menasha Utility	0	191,026	0	0	194,838
310-0000-492.34-00	TIF #11 Fund	58,435	58,435	58,435	58,435	58,435
310-0000-492.35-00	TIF #12 Fund	370,490	244,685	694,088	694,088	57,102
310-0000-492.43-00	TIF #13 Fund	43,545	43,545	43,545	43,545	43,545
*	Debt Service	18,275,209	4,151,563	5,170,706	5,507,945	3,979,870
**	Debt Service	18,275,209	4,151,563	5,170,706	5,507,945	3,979,870

ACCOUNT NUMBER	ACCOUNT DESCRIPTION	2020 ACTUAL	2021 ADJUSTED BUDGET	2021 YEAR TO DATE ACTUAL	2021 YEAR END PROJECTION	2022 DEPARTMENT REQUEST
Debt Service						
	Debt Service-Principal					
310-0409-571.61-01	Principal	16,996,048	3,130,330	4,401,872	4,402,860	2,963,017
*	Debt Service-Principal	16,996,048	3,130,330	4,401,872	4,402,860	2,963,017
	Debt Service-Interest					
310-0410-571.61-02	Interest	944,694	731,246	697,556	697,456	930,556
*	Debt Service-Interest	944,694	731,246	697,556	697,456	930,556
**	Debt Service	17,940,742	3,861,576	5,099,428	5,100,316	3,893,573

CAPITAL PROJECTS FUNDS (CIP)

FUND 456

TIF PROJECT #4

ACCOUNT NUMBER	ACCOUNT DESCRIPTION	2020 ACTUAL	2021 ADJUSTED BUDGET	2021 YEAR TO DATE ACTUAL	2021 YEAR END PROJECTION	2022 ADOPTED BUDGET
TIF Project 4						
456-0000-416.00-00	Tax Increment-City Purp	101,179	94,147	93,157	93,157	81,740
456-0000-432.02-00	Computers	1,832	1,832	1,832	1,833	1,832
456-0000-432.19-00	Personal Proprty	753	937	937	938	753
456-0000-461.01-00	On Investments	58	100	16	17	40
*	TIF Project 4	103,822	97,016	95,942	95,945	84,365
**	TIF Project 4	103,822	97,016	95,942	95,945	84,365

ACCOUNT NUMBER	ACCOUNT DESCRIPTION	2020 ACTUAL	2021 ADJUSTED BUDGET	2021 YEAR TO DATE ACTUAL	2021 YEAR END PROJECTION	2022 ADOPTED BUDGET
TIF Project 4						
	Comptroller/Treasurer					
456-0401-513.25-01	Other Municipal Entities	150	150	150	150	150
*	Comptroller/Treasurer	150	150	150	150	150
	Trans to General Fund					
456-0412-591.25-02	Other Municipal Funds	10,485	5,240	5,240	5,240	5,240
*	Trans to General Fund	10,485	5,240	5,240	5,240	5,240
**	TIF Project 4	10,635	5,390	5,390	5,390	5,390

FUND 470

CAPITAL IMPROVEMENTS

ACCOUNT NUMBER	ACCOUNT DESCRIPTION	2020 ACTUAL	2021 ADJUSTED BUDGET	2021 YEAR TO DATE ACTUAL	2021 YEAR END PROJECTION	2022 ADOPTED BUDGET
Capital Improvements						
470-0000-465.00-00	Donations & Gifts	10,000	510,000	0	0	510,000
470-0000-466.00-00	Misc General Revenue	10,000	0	1,228	0	119,600

LEVEL	TEXT	TEXT AMT
TOTA	TRESTLE TRAIL LED LIGHTING UPGRADE	11,000
	FRIENDSHIP TRAIL LED UPGRAGE	8,600
	EAST SIDE LED LIGHT UPGRADE	100,000
		119,600

470-0000-471.00-00	Street Construction	0	0	921,154	880,529	214,342
470-0000-491.00-00	Bond/Note Proceeds	9,673,259	2,924,429	3,790,691	3,790,691	1,500,000
470-0000-492.17-00	General Fund	20,621	0	0	0	0
470-0000-492.48-00	Transfer from Info Tech	0	0	0	1,200	23,800
*	Capital Improvements	9,713,880	3,434,429	4,713,073	4,672,420	2,367,742
**	Capital Improvements	9,713,880	3,434,429	4,713,073	4,672,420	2,367,742

ACCOUNT NUMBER	ACCOUNT DESCRIPTION	2020 ACTUAL	2021 ADJUSTED BUDGET	2021 YEAR TO DATE ACTUAL	2021 YEAR END PROJECTION	2022 ADOPTED BUDGET
Capital Improvements						
Elections						
470-0204-512.80-05	Other Equipment	0	0	0	0	28,600
LEVEL TOTA	TEXT ELECTRONIC POLL BOOKS	TEXT AMT 28,600 28,600				
*	Elections	0	0	0	0	28,600
Information Systems						
470-0403-513.80-05	Other Equipment	0	0	6,886	1,200	23,800
*	Information Systems	0	0	6,886	1,200	23,800
Fire						
470-0501-522.30-15	Tools & Equipment	9,606	10,043	10,043	10,043	9,838
LEVEL TOTA	TEXT FIRE EQUIP REPLACEMENT PROGRAM-(THERMAL IMAGING CAMERAS, HAZMAT MONITORS, AED UNITS, MOBILE DATA COMPUTERS, RADIOS, ETC)	TEXT AMT 9,838 9,838				
470-0501-522.80-03	Motorized Equipment	13,823	32,136	5,127	25,000	265,613
LEVEL TOTA	TEXT FIRE ENGINE	TEXT AMT 265,613 265,613				
470-0501-522.82-01	Buildings	11,812	50,000	45,634	44,014	48,000
LEVEL TOTA	TEXT PPF NMFD SIDE HVAC DIGITAL CONTROL UPGRADE	TEXT AMT 48,000 48,000				
*	Fire	35,241	92,179	60,804	79,057	323,451
Public Library						
470-0601-551.80-05	Other Equipment	6,515	0	0	0	0
470-0601-551.82-01	Buildings	4,500	36,600	37,500	37,500	25,000
LEVEL TOTA	TEXT LIBRARY SHELVING UNITS LIBRARY MEETING ROOM TABLES & CHAIRS	TEXT AMT 10,000 15,000				

ACCOUNT NUMBER	ACCOUNT DESCRIPTION	2020 ACTUAL	2021 ADJUSTED BUDGET	2021 YEAR TO DATE ACTUAL	2021 YEAR END PROJECTION	2022 ADOPTED BUDGET
			25,000			
*	Public Library	11,015	36,600	37,500	37,500	25,000
	Parks Department					
470-0703-553.80-05	Other Equipment	0	0	0	0	731,800

LEVEL	TEXT	TEXT AMT
TOTA	JEFFERSON PARK PLAYGROUND ($510,000 DONATION)	610,000
	SHEPARD PARK PLAY EQUIPMENT	95,000
	TRESTLE TRAIL LED LIGHTING UPGRADE ($11,000 INTERGOVERNMENTAL REVENUE)	22,000
	HART PARK CAMERAS	4,800
		731,800

470-0703-553.82-01	Buildings	0	0	0	0	33,000

LEVEL	TEXT	TEXT AMT
TOTA	JEFFERSON PARK SOFTBALL/LAUNCH RESTROOM	25,000
	ELECTRIC PANEL UPGRADES	8,000
		33,000

470-0703-553.82-02	Construction	529,887	708,000	64,831	85,000	10,000

LEVEL	TEXT	TEXT AMT
TOTA	SHEPARD PARK WALKWAY	10,000
		10,000

*	Parks Department	529,887	708,000	64,831	85,000	774,800
	Swimming Pool					
470-0704-552.82-01	Buildings	43,294	0	0	0	0
*	Swimming Pool	43,294	0	0	0	0
	Police					
470-0801-521.82-01	Buildings	0	337,000	237,971	236,593	128,000

LEVEL	TEXT	TEXT AMT
TOTA	PPF SECOND STREET PARKING LOT CONCRETE REPLACEMENT	50,000
	PPF-PD SIDE HVAC DIGITAL CONTROL UPGRADE	48,000
	FLOORING BASEMENT /LOCKER ROOM	12,500
	PD BASEMENT CEILING TILE	7,500
	PD WATER HEATER	10,000
		128,000

ACCOUNT NUMBER	ACCOUNT DESCRIPTION	2020 ACTUAL	2021 ADJUSTED BUDGET	2021 YEAR TO DATE ACTUAL	2021 YEAR END PROJECTION	2022 ADOPTED BUDGET
*	Police	0	337,000	237,971	236,593	128,000
	Street Construction					
470-1003-541.82-02	Construction	1,974,509	2,074,200	706,528	765,076	5,304,896

LEVEL	TEXT	TEXT AMT
TOTA	WOODLAND LAKES COTTAGES (DEF. ASSESSMENT)	2,446,330
	WOODLAND HEIGHTS (DEF. ASSESSMENT)	676,666
	LAKE PARK HEIGHTS (DEF. ASSESSMENT)	1,212,900
	RACINE STREET - THIRD TO NINTH (DESIGN ONLY)	75,000
	EIGHTH STREET - DEPERE TO APPLETON	147,000
	TBT STREET	95,000
	SEVENTH ST - MANITOWOC TO MELISSA	308,000
	TERRACE AVE - EARL TO MISSION	22,000
	MISSION ST - TERRACE TO MIDWAY	25,000
	PLANK ROAD - THIRD TO MELISSA (DESIGN ONLY)	25,000
	PLEASANT LANE	113,000
	MAIN ST - LINK TO RACINE BRIDGE PROJECT LIMITS	159,000
		5,304,896

*	Street Construction	1,974,509	2,074,200	706,528	765,076	5,304,896
	Street Signs-Markings					
470-1008-541.80-05	Other Equipment	0	0	0	0	38,000

LEVEL	TEXT	TEXT AMT
TOTA	APS SYSTEM INSTALLATION	18,000
	TRAFFIC CAMERA SYSTEM	20,000
		38,000

*	Street Signs-Markings	0	0	0	0	38,000
	Sidewalks and Crosswalks					
470-1009-541.30-18	Department	0	0	547-	574	0
470-1009-541.82-02	Construction	74,883	144,950	84,846	115,524	232,000

LEVEL	TEXT	TEXT AMT
TOTA	SIDEWALK REPLACEMENT PROGRAM	30,000
	EIGHTH STREET - DEPERE TO APPLETON	22,000
	TBD STREET	82,000
	MAIN STREET - LINK TO RACINE BRIDGE	35,000
	SEVENTH STREET - MANITOWOC TO MELISSA	20,000
	MIDWAY ROAD SIDEWALK	35,000

ACCOUNT NUMBER	ACCOUNT DESCRIPTION	2020 ACTUAL	2021 ADJUSTED BUDGET	2021 YEAR TO DATE ACTUAL	2021 YEAR END PROJECTION	2022 ADOPTED BUDGET
	PLEASANT LANE		8,000			
			232,000			
*	Sidewalks and Crosswalks	74,883	144,950	84,299	116,098	232,000
	Street Lighting					
470-1012-541.80-05	Other Equipment	0	0	0	0	108,600
LEVEL	TEXT		TEXT AMT			
TOTA	FRIENDSHIP TRAIL LED UPGRADE (WPPI LOAN)		8,600			
	EAST SIDE LED STREET LIGHT UPGRADE (WPPI LOAN)		100,000			
			108,600			
*	Street Lighting	0	0	0	0	108,600
	Public Works Facility					
470-1022-541.82-01	Buildings	8,970,832	45,000	1,617,558	1,495,275	0
*	Public Works Facility	8,970,832	45,000	1,617,558	1,495,275	0
**	Capital Improvements	11,639,661	3,437,929	2,816,377	2,815,799	6,987,147

THIS PAGE IS INTENTIONALLY LEFT BLANK

FUND 481

TIF PROJECT #7

ACCOUNT NUMBER	ACCOUNT DESCRIPTION	2020 ACTUAL	2021 ADJUSTED BUDGET	2021 YEAR TO DATE ACTUAL	2021 YEAR END PROJECTION	2022 ADOPTED BUDGET
TIF Project 7						
481-0000-416.00-00	Tax Increment-City Purp	123,036	147,176	145,628	145,628	128,409
481-0000-462.01-00	Property	4,000	4,000	4,000	4,000	4,000
*	TIF Project 7	127,036	151,176	149,628	149,628	132,409
**	TIF Project 7	127,036	151,176	149,628	149,628	132,409

ACCOUNT NUMBER	ACCOUNT DESCRIPTION	2020 ACTUAL	2021 ADJUSTED BUDGET	2021 YEAR TO DATE ACTUAL	2021 YEAR END PROJECTION	2022 ADOPTED BUDGET
TIF Project 7						
	Comptroller/Treasurer					
481-0401-513.25-01	Other Municipal Entities	150	150	150	150	150
*	Comptroller/Treasurer	150	150	150	150	150
	Transfer to Debt Service					
481-0411-591.25-02	Other Municipal Funds	101,065	101,074	101,074	101,074	101,068
*	Transfer to Debt Service	101,065	101,074	101,074	101,074	101,068
	Trans to General Fund					
481-0412-591.25-02	Other Municipal Funds	10,485	10,485	10,485	10,485	10,485
*	Trans to General Fund	10,485	10,485	10,485	10,485	10,485
	Parks Department					
481-0703-553.82-02	Construction	3,840	0	0	0	0
*	Parks Department	3,840	0	0	0	0
**	TIF Project 7	115,540	111,709	111,709	111,709	111,703

THIS PAGE IS INTENTIONALLY LEFT BLANK

FUND 484

TIF PROJECT #8

ACCOUNT NUMBER	ACCOUNT DESCRIPTION	2020 ACTUAL	2021 ADJUSTED BUDGET	2021 YEAR TO DATE ACTUAL	2021 YEAR END PROJECTION	2022 ADOPTED BUDGET
TIF Project 8						
484-0000-416.00-00	Tax Increment-City Purp	96,664	101,725	100,655	100,655	86,721
484-0000-461.01-00	On Investments	384	500	78	100	200
*	TIF Project 8	97,048	102,225	100,733	100,755	86,921
**	TIF Project 8	97,048	102,225	100,733	100,755	86,921

ACCOUNT NUMBER	ACCOUNT DESCRIPTION	2020 ACTUAL	2021 ADJUSTED BUDGET	2021 YEAR TO DATE ACTUAL	2021 YEAR END PROJECTION	2022 ADOPTED BUDGET
TIF Project 8						
	Comptroller/Treasurer					
484-0401-513.25-01	Other Municipal Entities	150	150	150	150	150
*	Comptroller/Treasurer	150	150	150	150	150
	Transfer to Debt Service					
484-0411-591.25-02	Other Municipal Funds	61,225	61,200	61,200	61,200	61,217
*	Transfer to Debt Service	61,225	61,200	61,200	61,200	61,217
	Trans to General Fund					
484-0412-591.25-02	Other Municipal Funds	10,485	10,485	10,485	10,485	10,485
*	Trans to General Fund	10,485	10,485	10,485	10,485	10,485
	Street Construction					
484-1003-541.82-02	Construction	0	100,000	47,025	0	100,000

LEVEL	TEXT	TEXT AMT
TOTA	RACINE STREET BRIDGE AMENITIES	100,000
		100,000

*	Street Construction	0	100,000	47,025	0	100,000
**	TIF Project 8	71,860	171,835	118,860	71,835	171,852

FUND 485

TIF PROJECT #9

ACCOUNT NUMBER	ACCOUNT DESCRIPTION	2020 ACTUAL	2021 ADJUSTED BUDGET	2021 YEAR TO DATE ACTUAL	2021 YEAR END PROJECTION	2022 ADOPTED BUDGET
TIF Project 9						
485-0000-416.00-00	Tax Increment-City Purp	874,617	1,025,969	998,634	998,634	911,284
485-0000-432.02-00	Computers	1,124	1,124	1,124	1,124	1,124
485-0000-432.19-00	Personal Proprty	1,414	2,152	2,152	2,152	1,414
485-0000-461.01-00	On Investments	4,645	12,000	1,685	2,055	3,500
485-0000-471.00-00	Street Construction	81,243	15,000	0	0	0
485-0000-473.00-00	Curb & Gutter	5,288	5,000	0	0	0
485-0000-477.00-00	Engineering	8,652	2,000	0	0	0
485-0000-491.00-00	Bond/Note Proceeds	1,390,000	0	0	0	0
*	TIF Project 9	2,366,983	1,063,245	1,003,595	1,003,965	917,322
**	TIF Project 9	2,366,983	1,063,245	1,003,595	1,003,965	917,322

ACCOUNT NUMBER	ACCOUNT DESCRIPTION	2020 ACTUAL	2021 ADJUSTED BUDGET	2021 YEAR TO DATE ACTUAL	2021 YEAR END PROJECTION	2022 ADOPTED BUDGET
TIF Project 9						
	Community Development					
485-0304-562.82-02	Construction	181,182	0	0	0	0
*	Community Development	181,182	0	0	0	0
	Comptroller/Treasurer					
485-0401-513.25-01	Other Municipal Entities	150	150	150	150	150
*	Comptroller/Treasurer	150	150	150	150	150
	Transfer to Debt Service					
485-0411-591.25-02	Other Municipal Funds	477,449	697,994	697,994	697,994	697,983
*	Transfer to Debt Service	477,449	697,994	697,994	697,994	697,983
	Trans to General Fund					
485-0412-591.25-02	Other Municipal Funds	12,779	6,390	6,390	6,390	10,485
*	Trans to General Fund	12,779	6,390	6,390	6,390	10,485
**	TIF Project 9	671,560	704,534	704,534	704,534	708,618

ACCOUNT NUMBER	ACCOUNT DESCRIPTION	2020 ACTUAL	2021 ADJUSTED BUDGET	2021 YEAR TO DATE ACTUAL	2021 YEAR END PROJECTION	2022 ADOPTED BUDGET
		671,560	704,534	704,534	704,534	708,618

FUND 487

TIF PROJECT #10

ACCOUNT NUMBER	ACCOUNT DESCRIPTION	2020 ACTUAL	2021 ADJUSTED BUDGET	2021 YEAR TO DATE ACTUAL	2021 YEAR END PROJECTION	2022 ADOPTED BUDGET
TIF Project 10						
487-0000-416.00-00	Tax Increment-City Purp	66,615	66,147	65,451	65,451	70,643
487-0000-432.02-00	Computers	11,837	11,837	11,837	11,837	11,837
487-0000-432.19-00	Personal Proprty	3,857	7,202	7,202	7,202	3,857
487-0000-461.01-00	On Investments	71	500	0	0	0
487-0000-463.02-00	Land	0	0	59,875	59,875	0
* TIF Project 10		82,380	85,686	144,365	144,365	86,337
** TIF Project 10		82,380	85,686	144,365	144,365	86,337

ACCOUNT NUMBER	ACCOUNT DESCRIPTION	2020 ACTUAL	2021 ADJUSTED BUDGET	2021 YEAR TO DATE ACTUAL	2021 YEAR END PROJECTION	2022 ADOPTED BUDGET
TIF Project 10						
	Community Development					
487-0304-562.10-02	Salaries	4,312	7,854	6,848	7,854	8,124
487-0304-562.15-01	Health	929	1,811	993	1,811	1,112
487-0304-562.15-02	Life	3	6	5	6	6
487-0304-562.15-03	Dental	59	124	62	124	62
487-0304-562.15-04	Retirement	291	530	457	530	528
487-0304-562.15-05	FICA	306	585	498	585	599
487-0304-562.15-07	Vision	7	13	10	13	13
487-0304-562.15-08	Workers Comp	8	15	12	15	15
487-0304-562.15-10	Banked Sick Leave	42	78	64	78	80
487-0304-562.15-11	HRA Funding	0	0	79	0	93
487-0304-562.21-02	Engineering	4,250	2,000	0	0	2,000
487-0304-562.21-10	Marketing	33,008	6,000	6,000	6,000	6,000
*	Community Development	43,215	19,016	15,028	17,016	18,632
	Urban Redevelopment					
487-0305-562.22-03	Electricity	45	0	72	72	0
487-0305-562.22-05	Water/Sewer	272	200	766	760	200
487-0305-562.22-06	Storm Water	138	400	387	360	400
487-0305-562.70-01	Acquisition/Rehab/Conv	126,503	250,000	0	0	0
487-0305-562.73-01	Award & Claim Settlements	17,009	13,221	13,082	13,082	17,192

LEVEL	TEXT	TEXT AMT
TOTA	BERTRAM DENTAL DEV. INC. (THIRD ST MARKET)	17,192
		17,192

*	Urban Redevelopment	143,967	263,821	14,307	14,274	17,792
	Comptroller/Treasurer					
487-0401-513.25-01	Other Municipal Entities	150	150	150	150	150
*	Comptroller/Treasurer	150	150	150	150	150
	Trans to General Fund					
487-0412-591.25-02	Other Municipal Funds	10,485	20,970	20,970	20,970	10,485
*	Trans to General Fund	10,485	20,970	20,970	20,970	10,485
	Street Lighting					
487-1012-541.30-18	Department	45,607	0	0	0	52,000

LEVEL	TEXT	TEXT AMT
TOTA	UPGRADE DT STREET LIGHTING	52,000
		52,000

ACCOUNT NUMBER	ACCOUNT DESCRIPTION	2020 ACTUAL	2021 ADJUSTED BUDGET	2021 YEAR TO DATE ACTUAL	2021 YEAR END PROJECTION	2022 ADOPTED BUDGET
*	Street Lighting	45,607	0	0	0	52,000
**	TIF Project 10	243,424	303,957	50,455	52,410	99,059

FUND 489

TIF PROJECT #11

ACCOUNT NUMBER	ACCOUNT DESCRIPTION	2020 ACTUAL	2021 ADJUSTED BUDGET	2021 YEAR TO DATE ACTUAL	2021 YEAR END PROJECTION	2022 ADOPTED BUDGET
TIF Project 11						
489-0000-416.00-00	Tax Increment-City Purp	71,641	89,191	88,253	88,253	80,243
489-0000-432.02-00	Computers	368	368	368	368	368
* TIF Project 11		72,009	89,559	88,621	88,621	80,611
** TIF Project 11		72,009	89,559	88,621	88,621	80,611

ACCOUNT NUMBER	ACCOUNT DESCRIPTION	2020 ACTUAL	2021 ADJUSTED BUDGET	2021 YEAR TO DATE ACTUAL	2021 YEAR END PROJECTION	2022 ADOPTED BUDGET
TIF Project 11						
	Community Development					
489-0304-562.21-02	Engineering	0	1,500	900	1,500	5,000
489-0304-562.21-06	Management	0	0	15,500	15,500	0
*	Community Development	0	1,500	16,400	17,000	5,000
	Urban Redevelopment					
489-0305-562.21-02	Engineering	0	3,000	1,532	3,000	3,000
489-0305-562.73-01	Award & Claim Settlements	0	18,000	16,294	16,294	16,500

LEVEL	TEXT	TEXT AMT
TOTA	PJC GROUP DEVELOPMENT INCENTIVE (GILBERT)	16,500
		16,500

489-0305-562.82-02	Construction	0	100,000	0	0	100,000
*	Urban Redevelopment	0	121,000	17,826	19,294	119,500
	Comptroller/Treasurer					
489-0401-513.25-01	Other Municipal Entities	150	150	1,150	150	150
*	Comptroller/Treasurer	150	150	1,150	150	150
	Transfer to Debt Service					
489-0411-591.25-02	Other Municipal Funds	58,435	58,435	58,435	58,435	58,435
*	Transfer to Debt Service	58,435	58,435	58,435	58,435	58,435
	Trans to General Fund					
489-0412-591.25-02	Other Municipal Funds	12,779	12,780	12,780	12,780	12,780
*	Trans to General Fund	12,779	12,780	12,780	12,780	12,780
	Parks Department					
489-0703-562.21-02	Engineering	411	48,000	0	48,000	100,000

LEVEL	TEXT	TEXT AMT
TOTA	LAWSON CANAL DESIGN	100,000
		100,000

489-0703-562.82-02	Construction	0	63,000	5,521	5,521	0
*	Parks Department	411	111,000	5,521	53,521	100,000
	Engineering					
489-1002-541.10-01	Wages	0	0	50	0	2,684

ACCOUNT NUMBER	ACCOUNT DESCRIPTION	2020 ACTUAL	2021 ADJUSTED BUDGET	2021 YEAR TO DATE ACTUAL	2021 YEAR END PROJECTION	2022 ADOPTED BUDGET
489-1002-541.10-02	Salaries	0	0	81	0	4,227
489-1002-541.10-03	Overtime/Doubletime	0	0	2	0	0
489-1002-541.15-01	Health	0	0	0	0	2,311
489-1002-541.15-02	Life	0	0	0	0	5
489-1002-541.15-03	Dental	0	0	0	0	124
489-1002-541.15-04	Retirement	0	0	9	0	449
489-1002-541.15-05	FICA	0	0	10	0	523
489-1002-541.15-07	Vision	0	0	0	0	14
489-1002-541.15-08	Workers Comp	0	0	5	0	250
489-1002-541.15-10	Banked Sick Leave	0	0	1	0	69
*	Engineering	0	0	158	0	10,656
	Street Construction					
489-1003-541.82-02	Construction	0	0	10,871	200,000	1,536,350

LEVEL	TEXT	TEXT AMT
YE21	ENGINEERING AND DESIGN - FUTURE OAK STREET	200,000
		200,000

LEVEL	TEXT	TEXT AMT
TOTA	CONSTRUCTION OF OAK STREET AND UTILITY RELOCATIONS	1,336,350
	RACINE STREET BRIDGE AMENITIES	200,000
		1,536,350

*	Street Construction	0	0	10,871	200,000	1,536,350
**	TIF Project 11	71,775	304,865	123,141	361,180	1,842,871

THIS PAGE IS INTENTIONALLY LEFT BLANK

FUND 492

TIF PROJECT #12

ACCOUNT NUMBER	ACCOUNT DESCRIPTION	2020 ACTUAL	2021 ADJUSTED BUDGET	2021 YEAR TO DATE ACTUAL	2021 YEAR END PROJECTION	2022 ADOPTED BUDGET
TIF Project 12						
492-0000-416.00-00	Tax Increment-City Purp	982,596	1,202,235	1,170,204	1,170,204	1,177,954
492-0000-432.02-00	Computers	374	374	374	374	374
492-0000-432.19-00	Personal Proprty	2,780	5,147	5,147	5,147	2,780
492-0000-471.00-00	Street Construction	0	0	55,466	50,174	10,000
492-0000-473.00-00	Curb & Gutter	0	0	34,260	32,028	7,000
492-0000-477.00-00	Engineering	0	0	10,556	9,756	5,000
492-0000-479.00-00	Driveway Apron	0	0	23,892	22,884	9,000
492-0000-491.00-00	Bond/Note Proceeds	675,000	0	425,000	425,000	0
492-0000-491.10-00	Bond Premium	686	0	37,767	37,767	0
*	TIF Project 12	1,661,436	1,207,756	1,762,666	1,753,334	1,212,108
**	TIF Project 12	1,661,436	1,207,756	1,762,666	1,753,334	1,212,108

ACCOUNT NUMBER	ACCOUNT DESCRIPTION	2020 ACTUAL	2021 ADJUSTED BUDGET	2021 YEAR TO DATE ACTUAL	2021 YEAR END PROJECTION	2022 ADOPTED BUDGET
TIF Project 12						
	Community Development					
492-0304-562.10-02	Salaries	10,715	12,307	11,317	12,307	12,730
492-0304-562.15-01	Health	2,417	2,865	1,987	2,865	2,223
492-0304-562.15-02	Life	8	10	9	10	10
492-0304-562.15-03	Dental	154	186	124	186	124
492-0304-562.15-04	Retirement	683	831	759	831	828
492-0304-562.15-05	FICA	759	917	814	917	930
492-0304-562.15-07	Vision	18	21	18	21	20
492-0304-562.15-08	Workers Comp	20	23	22	23	24
492-0304-562.15-10	Banked Sick Leave	110	123	108	123	126
492-0304-562.15-11	HRA Funding	0	0	158	0	185
492-0304-562.21-02	Engineering	0	1,500	0	0	1,500
492-0304-562.21-06	Management	14,000	5,000	0	0	5,000
492-0304-562.21-10	Marketing	5,000	6,000	6,000	6,000	6,000
492-0304-562.21-11	Development Assistance	405,911	414,254	414,254	414,254	422,847

LEVEL	TEXT	TEXT AMT
TOTA	DEVELOPER'S INCENTIVE TO RDA	422,847
		422,847

*	Community Development	439,795	444,037	435,570	437,537	452,547
	Urban Redevelopment					
492-0305-562.21-11	Development Assistance	617,882	617,882	602,166	602,166	602,166

LEVEL	TEXT	TEXT AMT
TOTA	THE PONDS OF MENASHA DEVLOPMENT INCENTIVE	602,166
		602,166

*	Urban Redevelopment	617,882	617,882	602,166	602,166	602,166
	Comptroller/Treasurer					
492-0401-513.25-01	Other Municipal Entities	150	150	150	150	150
*	Comptroller/Treasurer	150	150	150	150	150
	Debt Issuance Expenditure					
492-0407-513.61-03	Debt Issuance Costs	2,979	0	13,364	13,364	0
*	Debt Issuance Expenditure	2,979	0	13,364	13,364	0
	Transfer to Debt Service					
492-0411-591.25-02	Other Municipal Funds	370,490	244,685	694,088	694,088	57,102

ACCOUNT NUMBER	ACCOUNT DESCRIPTION	2020 ACTUAL	2021 ADJUSTED BUDGET	2021 YEAR TO DATE ACTUAL	2021 YEAR END PROJECTION	2022 ADOPTED BUDGET
*	Transfer to Debt Service	370,490	244,685	694,088	694,088	57,102
	Trans to General Fund					
492-0412-591.25-02	Other Municipal Funds	38,532	37,500	37,500	37,500	37,500
*	Trans to General Fund	38,532	37,500	37,500	37,500	37,500
	Engineering					
492-1002-541.10-01	Wages	11,493	12,362	10,973	9,929	8,643
492-1002-541.10-02	Salaries	3,792	4,045	4,011	3,676	0
492-1002-541.10-03	Overtime/Doubletime	125	0	150	125	0
492-1002-541.15-01	Health	3,858	4,753	3,029	3,249	1,738
492-1002-541.15-02	Life	39	46	46	51	40
492-1002-541.15-03	Dental	288	310	238	225	147
492-1002-541.15-04	Retirement	1,045	1,107	1,022	927	562
492-1002-541.15-05	FICA	1,146	1,194	1,113	995	650
492-1002-541.15-07	Vision	29	34	23	24	14
492-1002-541.15-08	Workers Comp	516	551	488	471	243
492-1002-541.15-10	Banked Sick Leave	156	164	126	136	86
492-1002-541.15-11	HRA Funding	0	0	239	222	270
492-1002-541.19-03	Uniform/Clothing Allow	15	15	13	8	15
492-1002-541.29-05	Vehicle/Equipment Rental	783	2,000	2,579	2,000	2,000
*	Engineering	23,285	26,581	24,050	22,038	14,408
	Street Construction					
492-1003-541.10-01	Wages	16	0	0	0	0
492-1003-541.15-01	Health	13	0	0	0	0
492-1003-541.15-03	Dental	1	0	0	0	0
492-1003-541.15-04	Retirement	1	0	0	0	0
492-1003-541.15-05	FICA	1	0	0	0	0
492-1003-541.15-08	Workers Comp	1	0	0	0	0
492-1003-541.15-10	Banked Sick Leave	1	0	0	0	0
492-1003-541.30-18	Department	11,526	0	0	0	0
492-1003-541.82-02	Construction	76,567	640,000	335,984	360,000	0
*	Street Construction	88,127	640,000	335,984	360,000	0
	Sidewalks and Crosswalks					
492-1009-541.10-01	Wages	16	0	0	0	0
492-1009-541.15-01	Health	13	0	0	0	0
492-1009-541.15-03	Dental	1	0	0	0	0
492-1009-541.15-04	Retirement	1	0	0	0	0
492-1009-541.15-05	FICA	1	0	0	0	0
492-1009-541.15-08	Workers Comp	1	0	0	0	0
492-1009-541.15-10	Banked Sick Leave	1	0	0	0	0
492-1009-541.30-18	Department	0	0	5,061	5,061	0

ACCOUNT NUMBER	ACCOUNT DESCRIPTION	2020 ACTUAL	2021 ADJUSTED BUDGET	2021 YEAR TO DATE ACTUAL	2021 YEAR END PROJECTION	2022 ADOPTED BUDGET
492-1009-541.82-02	Construction	0	10,000	2,620	10,000	0
*	Sidewalks and Crosswalks	34	10,000	7,681	15,061	0
**	TIF Project 12	1,581,274	2,020,835	2,150,553	2,181,904	1,163,873

THIS PAGE IS INTENTIONALLY LEFT BLANK

FUND 493

TIF PROJECT #13

ACCOUNT NUMBER	ACCOUNT DESCRIPTION	2020 ACTUAL	2021 ADJUSTED BUDGET	2021 YEAR TO DATE ACTUAL	2021 YEAR END PROJECTION	2022 ADOPTED BUDGET
TIF Project 13						
493-0000-416.00-00	Tax Increment-City Purp	22,720	473,404	468,424	468,424	407,787
493-0000-432.02-00	Computers	1,221	1,221	1,221	1,221	1,221
493-0000-432.19-00	Personal Proprty	709	0	0	0	709
*	TIF Project 13	24,650	474,625	469,645	469,645	409,717
**	TIF Project 13	24,650	474,625	469,645	469,645	409,717

ACCOUNT NUMBER	ACCOUNT DESCRIPTION	2020 ACTUAL	2021 ADJUSTED BUDGET	2021 YEAR TO DATE ACTUAL	2021 YEAR END PROJECTION	2022 DEPARTMENT REQUEST
		24,650	474,625	469,645	469,645	409,717

ACCOUNT NUMBER	ACCOUNT DESCRIPTION	2020 ACTUAL	2021 ADJUSTED BUDGET	2021 YEAR TO DATE ACTUAL	2021 YEAR END PROJECTION	2022 ADOPTED BUDGET
TIF Project 13						
	Community Development					
493-0304-562.21-02	Engineering	0	0	900	0	25,000
LEVEL TEXT		TEXT AMT				
TOTA	2022 HOUSING STUDY	25,000				
		25,000				
493-0304-562.21-06	Management	0	0	13,500	0	400,000
LEVEL TEXT		TEXT AMT				
TOTA	ENVIRONMENTAL ASSESSMENT/REMEDIATION	400,000				
		400,000				
493-0304-562.21-10	Marketing	0	0	0	0	10,000
493-0304-562.21-11	Development Assistance	0	449,734	445,003	445,004	387,397
LEVEL TEXT		TEXT AMT				
TOTA	MENASHA DT DEVELOPMENT INCENTIVE (TOWER/RAMP)	387,397				
		387,397				
*	Community Development	0	449,734	459,403	445,004	822,397
	Urban Redevelopment					
493-0305-562.70-01	Acquisition/Rehab/Conv	0	0	0	0	250,000
*	Urban Redevelopment	0	0	0	0	250,000
	Comptroller/Treasurer					
493-0401-513.25-01	Other Municipal Entities	150	150	150	150	150
*	Comptroller/Treasurer	150	150	150	150	150
	Transfer to Debt Service					
493-0411-591.25-02	Other Municipal Funds	43,545	43,545	43,545	43,545	43,545
*	Transfer to Debt Service	43,545	43,545	43,545	43,545	43,545
	Trans to General Fund					
493-0412-591.25-02	Other Municipal Funds	26,935	26,935	26,935	26,935	26,935
*	Trans to General Fund	26,935	26,935	26,935	26,935	26,935
	Street Construction					
493-1003-541.82-02	Construction	0	0	0	0	200,000
LEVEL TEXT		TEXT AMT				

ACCOUNT NUMBER	ACCOUNT DESCRIPTION	2020 ACTUAL	2021 ADJUSTED BUDGET	2021 YEAR TO DATE ACTUAL	2021 YEAR END PROJECTION	2022 ADOPTED BUDGET
TOTA	RACINE STREET BRIDGE AMENITIES		200,000 200,000			
*	Street Construction	0	0	0	0	200,000
**	TIF Project 13	70,630	520,364	530,033	515,634	1,343,027

THIS PAGE IS INTENTIONALLY LEFT BLANK

FUND 494

TIF PROJECT #14

ACCOUNT NUMBER	ACCOUNT DESCRIPTION	2020 ACTUAL	2021 ADJUSTED BUDGET	2021 YEAR TO DATE ACTUAL	2021 YEAR END PROJECTION	2022 ADOPTED BUDGET
TID #14						
	Community Development					
494-0304-562.15-04	Retirement	81	0	0	0	0
494-0304-562.21-06	Management	9,675	0	0	0	0
*	Community Development	9,756	0	0	0	0
	Comptroller/Treasurer					
494-0401-513.25-01	Other Municipal Entities	150	150	150	150	150
*	Comptroller/Treasurer	150	150	150	150	150
	Trans to General Fund					
494-0412-591.25-02	Other Municipal Funds	10,485	12,780	12,780	12,780	0
*	Trans to General Fund	10,485	12,780	12,780	12,780	0
**	TID #14	20,391	12,930	12,930	12,930	150

ACCOUNT NUMBER	ACCOUNT DESCRIPTION	2020 ACTUAL	2021 ADJUSTED BUDGET	2021 YEAR TO DATE ACTUAL	2021 YEAR END PROJECTION	2022 ADOPTED BUDGET
		20,391	12,930	12,930	12,930	150

OTHER FUNDS/ COMPONENT UNITS

FUND 501

REDEVELOPMENT AUTHORITY

ACCOUNT NUMBER	ACCOUNT DESCRIPTION	2020 ACTUAL	2021 ADJUSTED BUDGET	2021 YEAR TO DATE ACTUAL	2021 YEAR END PROJECTION	2022 ADOPTED BUDGET
Redevelopment Authority						
501-0000-466.00-00	Misc General Revenue	3,500	0	2,500	2,500	0
501-0000-481.10-00	Economic Development	405,911	414,254	414,254	414,254	422,847
501-0000-492.17-00	General Fund	0	5,000	0	0	0
*	Redevelopment Authority	409,411	419,254	416,754	416,754	422,847
**	Redevelopment Authority	409,411	419,254	416,754	416,754	422,847

ACCOUNT NUMBER	ACCOUNT DESCRIPTION	2020 ACTUAL	2021 ADJUSTED BUDGET	2021 YEAR TO DATE ACTUAL	2021 YEAR END PROJECTION	2022 ADOPTED BUDGET
Redevelopment Authority						
Community Development						
501-0304-562.21-01	Legal	0	5,000	0	0	5,000
501-0304-562.21-02	Engineering	25,353	40,000	2,550	0	40,000
501-0304-562.21-08	Recording Fees	364	3,000	100	300	3,000
501-0304-562.21-10	Marketing	0	2,500	0	0	2,500
501-0304-562.22-03	Electricity	3,759	5,000	1,645	1,800	2,500
501-0304-562.22-05	Water/Sewer	3,723	5,000	528	440	600
501-0304-562.22-06	Storm Water	12,516	14,000	10,637	10,000	7,600
501-0304-562.32-01	Dues/Memberships/Licenses	27,821	23,544	21,572	23,544	22,320

LEVEL	TEXT	TEXT AMT
TOTA	PRORATED RDA SHARES OF HOA COMMON AREA DUES	22,320
		22,320

501-0304-562.74-01	Sale of Land	291,646	55,000	14,509	18,122	55,000

LEVEL	TEXT	TEXT AMT
TOTA	LOSS ON SALE - DEVINC. - BLD CREDIT - CLOSING COST	55,000
		55,000

*	Community Development	365,182	153,044	51,541	54,206	138,520
	Debt Service-Principal					
501-0409-571.61-01	Principal	0	215,605	0	0	227,463
*	Debt Service-Principal	0	215,605	0	0	227,463
	Debt Service-Interest					
501-0410-571.61-02	Interest	184,175	172,935	172,935	172,935	161,077
*	Debt Service-Interest	184,175	172,935	172,935	172,935	161,077
**	Redevelopment Authority	549,357	541,584	224,476	227,141	527,060

OTHER INFORMATION/ APPENDIX

City of Menasha, Wisconsin

Capital Improvements Plan

2022 thru 2026

DEPARTMENT SUMMARY

Department	2022	2023	2024	2025	2026	Total
Administration	28,600	15,000			50,000	*93,600*
Community Development Dept	4,375,896	725,000				*5,100,896*
Equipment Replacement	596,000	610,000	580,000	620,000	598,000	*3,004,000*
Fire Department	323,451	149,531	324,638	66,896	9,838	*874,354*
Information Systems	112,180	180,800	47,163	35,000	62,280	*437,423*
Parks & Recreation Department	783,400	652,000	693,500	3,764,500	3,915,000	*9,808,400*
Police Department	237,200	231,500	101,000	99,000	100,000	*768,700*
Public Library	25,000	100,000	5,040,000			*5,165,000*
Public Works Department	5,041,600	4,273,820	3,208,085	8,136,525	4,538,000	*25,198,030*
TIF District #10	52,000					*52,000*
TIF District #11	115,000	3,035,000				*3,150,000*
TIF District #13	100,000					*100,000*
TOTAL	**11,790,327**	**9,972,651**	**9,994,386**	**12,721,921**	**9,273,118**	***53,752,403***

City of Menasha, Wisconsin

Capital Improvements Plan

2022 thru 2026

PROJECTS BY DEPARTMENT

Department	Project #	Priority	2022	2023	2024	2025	2026	Total
Administration								
Voting Machine	*ADM-2019-001*	3					50,000	*50,000*
Electronic Poll Books	*ADM-2022-001*	3	28,600					*28,600*
Municipal Code Recodification	*ADM-2023-001*	3		15,000				*15,000*
Administration Total			**28,600**	**15,000**			**50,000**	***93,600***
Community Development Dept								
Woodland Lakes Cottages	*SUB-2022-001*	3	2,446,330					*2,446,330*
Woodland Heights	*SUB-2022-002*	3	676,666					*676,666*
Lake Park Heights Subdivision	*SUB-2023-001*	3	1,212,900					*1,212,900*
Conservation North	*SUB-2023-002*	2	40,000	725,000				*765,000*
Community Development Dept Total			**4,375,896**	**725,000**				***5,100,896***
Equipment Replacement								
Replace #3 LowBed Dump Truck (2008)	*E-2022-001*	3	115,000					*115,000*
Replace #2014 Passenger Vehicle (2011)	*E-2022-002*	3	25,000					*25,000*
Replace #0005 Bucket Truck (2001)	*E-2022-004*	3	130,000					*130,000*
Replace #24 Mechanical Sweeper-Used (2002)	*E-2022-005*	3	165,000					*165,000*
Replace #2 Pickup Truck (2005)	*E-2022-007*	3	35,000					*35,000*
Replace #0011 Low Bed Dump (2006)	*E-2022-008*	3	115,000					*115,000*
Lift Attachment	*E-2022-009*	n/a	11,000					*11,000*
Replace #3003 Pickup Truck (2011)	*E-2023-001*	3		35,000				*35,000*
Replace #1002 Solid Waste Truck (2012)	*E-2023-002*	3		300,000				*300,000*
Replace #26 Dump Truck (2002)	*E-2023-003*	3		210,000				*210,000*
Replace #71/#2010 -Pick Up Truck (2004)	*E-2023-005*	3		30,000				*30,000*
Replace #3007 Pickup Truck (2006)	*E-2023-006*	3		35,000				*35,000*
Replace #9027 Leaf Vacuum Trailer (2001)	*E-2024-0009*	3			85,000			*85,000*
Replace #4 Dump Truck (2008)	*E-2024-001*	3			200,000			*200,000*
Replace #70 Utility Truck (2012)	*E-2024-003*	3			100,000			*100,000*
Replace #0045 Fork Lift (2011)	*E-2024-004*	3			40,000			*40,000*
Replace #2011 Pickup Truck (2012)	*E-2024-006*	3			35,000			*35,000*
Replace #3004 Low Bed Dump Truck (2005)	*E-2024-008*	3			70,000			*70,000*
Replace #2004 Passenger Vehicle (2009)	*E-2024-009*	3			20,000			*20,000*
Replace #2010/#0071 Pick Up Truck (2012)	*E-2024-010*	3			30,000			*30,000*
Replace #1005 Solid Waste Truck (2013)	*E-2025-001*	3				300,000		*300,000*
Replace #3002 LowBed Dump Truck (2012)	*E-2025-002*	3				70,000		*70,000*
Replace #15 Roller (1999)	*E-2025-004*	3				50,000		*50,000*
Replace #9110 Trackless (2004)	*E-2025-005*	3				100,000		*100,000*
Replace #30 Roller (1999)	*E-2025-006*	3				0		*0*
Replace #2001 Pickup Truck (2013)	*E-2025-007*	3				35,000		*35,000*
Replace #0029 Skid Steer (2013)	*E-2025-009*	3				50,000		*50,000*
Replace #9109 Ball Diamond Groomer (1998)	*E-2025-010*	3				15,000		*15,000*
Replace #1006 Solid Waste Truck	*E-2026-001*	2					300,000	*300,000*
Replace #3010 Utility Truck	*E-2026-002*	2					65,000	*65,000*
Replace #9118 Turf Sweeper	*E-2026-003*	3					18,000	*18,000*

Department	Project #	Priority	2022	2023	2024	2025	2026	Total
Replace #3011 Utility Van	*E-2026-004*	3					35,000	*35,000*
Replace #3006 Pick Up Truck	*E-2026-005*	3					35,000	*35,000*
Replace #0014 Tractor	*E-2026-006*	3					120,000	*120,000*
Replace #3009 Water Truck-used (2007)	*E-2026-010*	3					25,000	*25,000*
Equipment Replacement Total			**596,000**	**610,000**	**580,000**	**620,000**	**598,000**	***3,004,000***
Fire Department								
Fire Equipment Replacement Program	*F-2022-001*	2	9,838	9,838	9,838	9,838	9,838	*49,190*
PPF-NMFD Side HVAC Digital Control Upgrade	*F-2022-002*	4	48,000					*48,000*
Fire Engine	*F-2022-003*	3	265,613					*265,613*
Training Division Pick-up Truck	*F-2023-001*	3		21,643				*21,643*
Portable Radios	*F-2023-002*	2		118,050				*118,050*
Fire Engine	*F-2024-001*	3			314,800			*314,800*
Heavy Duty Pick-Up Truck	*F-2025-001*	3				31,480		*31,480*
New Staff Car	*F-2025-002*	3				15,740		*15,740*
Used Ambulance	*F-2025-003*	3				9,838		*9,838*
Fire Department Total			**323,451**	**149,531**	**324,638**	**66,896**	**9,838**	***874,354***
Information Systems								
Replacement of Firewall	*IT-2022-001*	1	9,336					*9,336*
Multi Factor Authentication	*IT-2022-002*	1	7,359					*7,359*
System Center Configuration Manager (SCCM)	*IT-2022-003*	2	15,035	11,835	11,835			*38,705*
Property Tax System	*IT-2022-004*	2	52,750					*52,750*
Budgeting/Financial Software	*IT-2022-005*	3	27,700	25,000	25,000	25,000	25,000	*127,700*
Nimble Storage	*IT-2023-001*	3		39,000				*39,000*
Back Up Storage Replacement	*IT-2023-002*	3		45,000				*45,000*
Office Software Upgrade	*IT-2023-003*	1		59,965		10,000		*69,965*
Replace Backup Hosts	*IT-2024-001*	2			10,328			*10,328*
Replacement of Production Hosts	*IT-2026-001*	3					27,280	*27,280*
Core Switch Replacement	*IT-2026-002*	3					10,000	*10,000*
Information Systems Total			**112,180**	**180,800**	**47,163**	**35,000**	**62,280**	***437,423***
Parks & Recreation Department								
Marina Stair Replacement- West End	*MAR-2023-001*	3		7,500				*7,500*
Electric Pedestal Replacement	*MAR-2023-008*	3		11,500	11,500			*23,000*
Marina Perimeter Lighting Upgrade	*MAR-2025-006*	3				18,000		*18,000*
Jeffferson Park Community Playground	*PR-2021-004*	2	610,000					*610,000*
Shepard Park Play Equipment	*PR-2022-001*	3	95,000					*95,000*
Trestle Trail LED Lighting Upgrade	*PR-2022-002*	3	22,000					*22,000*
Friendship Trail LED Lighting Upgrade-DPW Segment	*PR-2022-003*	3	8,600					*8,600*
Electric Panel Upgrades	*PR-2022-004*	3	8,000	8,000	8,000			*24,000*
Shepard Park Walkway	*PR-2022-006*	2	10,000					*10,000*
Hart Park Cameras	*PR-2022-007*	3	4,800					*4,800*
Koslo Park Parking Lot Repaving	*PR-2023-001*	3		40,000				*40,000*
Smith Park Tennis Court Rehabiltation	*PR-2023-002*	2		60,000				*60,000*
Jefferson Pavilion Flat Roof Repair	*PR-2023-004*	3		25,000				*25,000*
Riverwalk -West End Repairs	*PR-2023-005*	3		25,000				*25,000*
Jefferson East Diamond Renovation/Lighting	*PR-2023-006*	2		300,000				*300,000*
Ninth St. Boat Launch Parking Lot	*PR-2023-007*	3		175,000				*175,000*
Jefferson Park LED Upgrade	*PR-2024-001*	2			19,000			*19,000*
Jefferson Park Softball/Launch Restroom	*PR-2024-002*	3	25,000		200,000			*225,000*
Clinton Center Renovation	*PR-2024-003*	3				32,000		*32,000*
Jefferson Park - Kargus Drive East End Realignment	*PR-2024-004*	2			100,000			*100,000*
Jefferson Park Swimming Pool - Phase 1	*PR-2024-008*	1			40,000	3,500,000		*3,540,000*

Department	Project #	Priority	2022	2023	2024	2025	2026	Total
Pleasants Park Play Equipment	*PR-2024-011*	3			90,000			*90,000*
Jefferson Park/Koslo Park Softball Diamond Upgrade	*PR-2024-012*	3			225,000			*225,000*
Jefferson Park Swimming Pool- Phase 2	*PR-2025-001*	1				40,000	3,500,000	*3,540,000*
Senior Center Furnace	*PR-2025-004*	2				10,000		*10,000*
Memorial Buildng Radiant Heat	*PR-2025-005*	2				6,500		*6,500*
Senior Center Bathroom Remodel	*PR-2025-006*	3				50,000		*50,000*
Memorial Building Flat Roof Replacement	*PR-2025-007*	3				25,000		*25,000*
Memorial Building Brick Repair	*PR-2025-008*	3				20,000		*20,000*
Hidden Pond Park Trail	*PR-2025-012*	3				25,000		*25,000*
Scanlan Park Play Equipment	*PR-2025-015*	3				38,000		*38,000*
Settling Basin Transient Boat Docks	*PR-2026-001*	2					75,000	*75,000*
Smith Park or Barker Farm Park Splash Pad	*PR-2026-002*	4					25,000	*25,000*
Hidden Pond Park Shelter	*PR-2026-003*	2					215,000	*215,000*
Koslo Park Baseball Outfield Renovation	*PR-2026-004*	3					100,000	*100,000*
Parks & Recreation Department Total			**783,400**	**652,000**	**693,500**	**3,764,500**	**3,915,000**	***9,808,400***
Police Department								
Police Fleet Replacement - Without Changeover Cost	*POL-2020-001*	2	96,200	96,500	97,000	75,000	96,000	*460,700*
K-9 Replacement	*POL-2021-001*	n/a	2,000	4,000	4,000	4,000	4,000	*18,000*
Radio Replacement	*POL-2022-001*	3		101,000				*101,000*
PD Dehumidification	*PPF-2021-004*	n/a	3,000					*3,000*
Wellness Program	*PPF-2021-005*	4	8,000					*8,000*
PPF Second Street Parking Lot Concrete Replacement	*PPF-2022-002*	3	50,000					*50,000*
PPF-PD Side HVAC Digital Control Upgrade	*PPF-2022-004*	4	48,000					*48,000*
Flooring Basement/Locker Room	*PPF-2022-005*	n/a	12,500					*12,500*
PD Basement Ceiling Tile	*PPF-2022-006*	n/a	7,500					*7,500*
PD Water Heater	*PPF-2022-007*	1	10,000					*10,000*
First Street Parking Lot Replacement	*PPF-2023-003*	3		17,500				*17,500*
Traffic & Investigator's Area Flooring	*PPF-2023-005*	n/a		12,500				*12,500*
PD Lobby/Bathroom Flooring	*PPF-2025-001*	n/a				20,000		*20,000*
Police Department Total			**237,200**	**231,500**	**101,000**	**99,000**	**100,000**	***768,700***
Public Library								
Library Shelving Units	*L-2022-002*	3	10,000					*10,000*
Library Meeting Room Tables	*L-2022-007*	3	15,000					*15,000*
Library Boiler Replacement	*L-2023-001*	5		100,000				*100,000*
Carpet/Floor Replacement - Main Collection Area	*L-2024-001*	3			40,000			*40,000*
Library Renovation	*L-2024-003*	3			5,000,000			*5,000,000*
Public Library Total			**25,000**	**100,000**	**5,040,000**			***5,165,000***
Public Works Department								
Traffic Camera System	*LIT-2021-002*	3	20,000					*20,000*
Traffic Signal Upgrades - River and Washington	*LIT-2022-001*	3	20,000	100,000				*120,000*
APS System Installations	*LIT-2022-002*	3	18,000					*18,000*
East Side Street Lighting Upgrade	*LIT-2022-003*	n/a	100,000					*100,000*
Signal Timing Upgrades Study	*LIT-2024-001*	3			25,000			*25,000*
WE Lights LED Upgrade	*LIT-2025-001*	3				17,000		*17,000*
Pedestrian Crossing Lights-Racine and 3rd	*LIT-2025-002*	3				15,000		*15,000*
Pedestrian Crossing Lights-Midway @ Midway Pl	*LIT-2026-001*	3					15,000	*15,000*
Chute Street Parking Lot Reconstruction	*PLO-2024-001*	2			227,735			*227,735*
DOT Bridge Sanitary Relay	*SAN-2022-001*	1	250,000					*250,000*
Garfield Ave. - Railroad St. to Washington St.	*SAN-2025-001*	2				1,000,000		*1,000,000*
Sidewalk Replacement Program	*SID-2020-000*	2	30,000	30,000	30,000			*90,000*
Midway Road Sidewalk	*SID-2022-001*	2	35,000					*35,000*

Department	Project #	Priority	2022	2023	2024	2025	2026	Total
Woodland Hills Trail Connection	*SID-2024-001*	4			70,000			*70,000*
Province Terrace Sidewalk	*SID-2025-001*	3				35,000		*35,000*
Brin Underground Pond	*STO-2022-001*	1	1,132,000					*1,132,000*
Ninth Street Pond	*STO-2023-001*	3	20,000	580,000				*600,000*
Storm Sewer Through Miron Property	*STO-2025-001*	1				200,000		*200,000*
Racine Street - Third to Ninth - DESIGN ONLY	*STR-2020-001*	3	75,000	75,000				*150,000*
Racine St. Bridge Amenities	*STR-2021-002*	3	300,000	200,000				*500,000*
Eighth Street - DePere St to Appleton Rd	*STR-2022-001*	2	245,000					*245,000*
Airport Road - Racine Rd to Mayer St	*STR-2022-002*	1	922,000					*922,000*
Pleasant Lane-Entire Loop	*STR-2022-003*	3	179,000					*179,000*
Main Street - Link to Racine St Bridge Proj limts	*STR-2022-004*	1	203,000					*203,000*
Seventh Street- Manitowoc St to Melissa St	*STR-2022-005*	3	400,000					*400,000*
Terrace Avenue-Earl to Mission (City's Section)	*STR-2022-006*	4	22,000					*22,000*
Mission Street-Terrace to Midway (City's Section)	*STR-2022-007*	4	25,000					*25,000*
Oak Street Extension-Ahnip St to N Termini	*STR-2022-008*	3	1,020,600					*1,020,600*
STH 114/Plank Road - Third to Melissa DESIGN ONLY	*STR-2022-009*	2	25,000	20,000	20,000	30,000	30,000	*125,000*
Water Street - Barlow St to Tayco St	*STR-2023-001*	2		1,052,550				*1,052,550*
Harding Street - Appleton Rd to London St	*STR-2023-002*	2		179,000				*179,000*
Lucerne Drive - London St to University Dr	*STR-2023-003*	3		160,000				*160,000*
Lucerne Drive-Appleton Rd to London St	*STR-2023-004*	3		85,000				*85,000*
Maria Lane - Ninth St to W Termini	*STR-2023-005*	3		149,000				*149,000*
Stardust Drive-Elmwood Dr to Maria Ln	*STR-2023-006*	3		79,000				*79,000*
Wilson Street- Harding St to Eighth St	*STR-2023-007*	3		194,000				*194,000*
Harding Street - Wilson St to Appleton Rd	*STR-2023-008*	3		52,500				*52,500*
Third Street- Manitowoc St to Konemac St	*STR-2023-009*	3		377,000				*377,000*
Melissa Street- Ninth St to Airport Rd	*STR-2023-010*	3		236,000				*236,000*
Earl Street- Midway to Airport (City's Section)	*STR-2023-011*	3		180,000				*180,000*
Barlow Street-Water St to Broad St	*STR-2023-012*	2		22,770				*22,770*
Community Way-Chrystella to Lake Park Road	*STR-2023-013*	3		225,000				*225,000*
Marquette Street- London St to E Termini	*STR-2023-014*	3		177,000				*177,000*
Appleton Street-Third to Fourth St	*STR-2023-015*	2		100,000				*100,000*
First Street- Tayco to Lock Street	*STR-2024-001*	3			233,000			*233,000*
Racine Street-Third St to Ninth St (DOT)	*STR-2024-002*	2			320,000	4,884,600		*5,204,600*
Lush Street- First St to S Termini	*STR-2024-003*	3			68,000			*68,000*
Marquette Street- London St to Manitowoc Rd	*STR-2024-004*	2			454,500			*454,500*
Third Street- Konemac St to Brighton Dr/E Termini	*STR-2024-005*	3			476,600			*476,600*
Konemac Street - Third St to Second St	*STR-2024-006*	3			58,750			*58,750*
Kernan Ave- STH114 to N Edge	*STR-2024-007*	3			170,000			*170,000*
Gosling Way- Kernan Ave to Gosling Way Ct	*STR-2024-008*	4			140,000			*140,000*
Gosling Way Ct- Gosling Way to N Termini	*STR-2024-009*	4			185,000			*185,000*
Woodcrest Heights Dr- Gosling Way to N Termini	*STR-2024-010*	4			180,000			*180,000*
Milwaukee Street - Third St to Seventh St	*STR-2024-011*	3			499,500			*499,500*
Racine Street - Third to Ninth LAND ACQUISITION	*STR-2024-012*	2			50,000			*50,000*
County Road P - Valley Road	*STR-2025-002*	2				90,000		*90,000*
State Highway 114/Plank Road- Manitowoc to Melissa	*STR-2025-003*	2					130,000	*130,000*
Pine Street- Ahnaip St to Nicolet Blvd	*STR-2025-004*	3				155,000		*155,000*
Garfield Avenue-Railroad St to Washington St	*STR-2025-005*	3				496,425		*496,425*
Garfield Ave-Railroad St to Lawson St	*STR-2025-006*	3				534,000		*534,000*
Sixth Street- DePere St to Manitowoc St	*STR-2025-007*	3				193,000		*193,000*
Fourth Street-Racine St to DePere St	*STR-2025-014*	3				486,500		*486,500*
Airport Road- Appleton Rd to Meadowview Dr	*STR-2026-001*	3					650,000	*650,000*
London Street-Ninth St to Airport Rd	*STR-2026-002*	3					682,500	*682,500*
Deerfield Court- Greendale to S Termini	*STR-2026-003*	4					35,000	*35,000*
Racine Street- First St to Third St	*STR-2026-004*	3					1,020,000	*1,020,000*
Clovis Avenue- Appleton Rd to Ida St	*STR-2026-005*	3					167,000	*167,000*
W. Fourth Street- Tayco St to W Termini	*STR-2026-006*	3					128,000	*128,000*
Lake Street- Tayco St to W Termini	*STR-2026-007*	3					162,000	*162,000*

Department	Project #	Priority	2022	2023	2024	2025	2026	Total
Appleton Street- Fourth St to Ninth St	*STR-2026-008*	3					740,000	*740,000*
Ninth Street- Tayco St to Racine St	*STR-2026-009*	3					334,000	*334,000*
Olde Pulley Lane-Tayco St to W Termini	*STR-2026-010*	3					37,000	*37,000*
Roosevelt Street-Manitowoc St to London St	*STR-2026-011*	3					407,500	*407,500*
Public Works Department Total			**5,041,600**	**4,273,820**	**3,208,085**	**8,136,525**	**4,538,000**	***25,198,030***
TIF District #10								
Downtown Light Replacement	*LIT-2020-000*	1	52,000					*52,000*
TIF District #10 Total			**52,000**					***52,000***
TIF District #11								
Lawson Canal Restoration	*PR-2020-012*	2	115,000	2,635,000				*2,750,000*
Gilbert Trail Extension	*PR-2022-009*	3		400,000				*400,000*
TIF District #11 Total			**115,000**	**3,035,000**				***3,150,000***
TIF District #13								
Marina Fence Replacement	*PR-2025-010*	4	100,000					*100,000*
TIF District #13 Total			**100,000**					***100,000***
GRAND TOTAL			**11,790,327**	**9,972,651**	**9,994,386**	**12,721,921**	**9,273,118**	***53,752,403***

THIS PAGE IS INTENTIONALLY LEFT BLANK

City of Menasha, Wisconsin

Capital Improvements Plan

2022 thru 2026

FUNDING SOURCE SUMMARY

Source	2022	2023	2024	2025	2026	Total
Donations	510,000	685,000	4,020,000		50,000	*5,265,000*
General Fund	158,094	496,300	327,663	414,000	162,280	*1,558,337*
General Obligation Debt	1,997,851	2,209,051	3,116,638	5,464,517	5,858,838	*18,646,895*
General Obligation Debt - Developer	4,335,896					*4,335,896*
General Obligation Debt-Special Assessments			505,000			*505,000*
Grant	108,600					*108,600*
Grants - Federal		100,000				*100,000*
Grants - State	18,000	2,697,500		3,713,483	816,000	*7,244,983*
Information Technology Fund	65,286					*65,286*
Intergovernmental Reimbursements	614,000					*614,000*
Marina Fund		19,000	11,500	18,000		*48,500*
Park Development Fund	15,000			45,000		*60,000*
Sewage Utility Fund	300,000	150,725	274,350	1,129,500	317,000	*2,171,575*
Sewer Fund-Laterals		376,000	816,000	244,000	1,181,000	*2,617,000*
Stormwater Utility Fund	1,459,000	836,675	115,500	1,073,421	290,000	*3,774,596*
Street Equipment Replacement Fund	596,000	610,000	580,000	620,000	598,000	*3,004,000*
Strong Neighborhoods	40,000	504,850				*544,850*
TIF District #08 Fund	100,000					*100,000*
TIF District #10 Fund	52,000	512,550				*564,550*
TIF District #11 Fund	1,320,600	350,000				*1,670,600*
TIF District #12 Fund		225,000				*225,000*
TIF District #13 Fund	100,000	200,000	227,735			*527,735*
GRAND TOTAL	**11,790,327**	**9,972,651**	**9,994,386**	**12,721,921**	**9,273,118**	***53,752,403***

City of Menasha, Wisconsin

Capital Improvements Plan

2022 thru 2026

PROJECTS BY FUNDING SOURCE

Source	Project #	Priority	2022	2023	2024	2025	2026	Total
Donations								
Library Renovation	*L-2024-003*	3			4,000,000			*4,000,000*
Lawson Canal Restoration	*PR-2020-012*	2		685,000				*685,000*
Jeffferson Park Community Playground	*PR-2021-004*	2	510,000					*510,000*
Pleasants Park Play Equipment	*PR-2024-011*	3			20,000			*20,000*
Koslo Park Baseball Outfield Renovation	*PR-2026-004*	3					50,000	*50,000*
Donations Total			**510,000**	**685,000**	**4,020,000**		**50,000**	***5,265,000***
General Fund								
Municipal Code Recodification	*ADM-2023-001*	3		15,000				*15,000*
Multi Factor Authentication	*IT-2022-002*	1	7,359					*7,359*
System Center Configuration Manager (SCCM)	*IT-2022-003*	2	11,835	11,835	11,835			*35,505*
Budgeting/Financial Software	*IT-2022-005*	3	27,700	25,000	25,000	25,000	25,000	*127,700*
Nimble Storage	*IT-2023-001*	3		39,000				*39,000*
Back Up Storage Replacement	*IT-2023-002*	3		45,000				*45,000*
Office Software Upgrade	*IT-2023-003*	1		59,965		10,000		*69,965*
Replace Backup Hosts	*IT-2024-001*	2			10,328			*10,328*
Replacement of Production Hosts	*IT-2026-001*	3					27,280	*27,280*
Core Switch Replacement	*IT-2026-002*	3					10,000	*10,000*
Traffic Signal Upgrades - River and Washington	*LIT-2022-001*	3	2,000	10,000				*12,000*
Police Fleet Replacement - Without Changeover Cost	*POL-2020-001*	2	96,200	96,500	97,000	75,000	96,000	*460,700*
K-9 Replacement	*POL-2021-001*	n/a	2,000	4,000	4,000	4,000	4,000	*18,000*
PD Dehumidification	*PPF-2021-004*	n/a	3,000					*3,000*
Wellness Program	*PPF-2021-005*	4	8,000					*8,000*
Maria Lane - Ninth St to W Termini	*STR-2023-005*	3		130,000				*130,000*
Stardust Drive-Elmwood Dr to Maria Ln	*STR-2023-006*	3		60,000				*60,000*
First Street- Tayco to Lock Street	*STR-2024-001*	3			126,500			*126,500*
Lush Street- First St to S Termini	*STR-2024-003*	3			53,000			*53,000*
Garfield Avenue-Railroad St to Washington St	*STR-2025-005*	3				300,000		*300,000*
General Fund Total			**158,094**	**496,300**	**327,663**	**414,000**	**162,280**	***1,558,337***
General Obligation Debt								
Voting Machine	*ADM-2019-001*	3					50,000	*50,000*
Electronic Poll Books	*ADM-2022-001*	3	28,600					*28,600*
Fire Equipment Replacement Program	*F-2022-001*	2	9,838	9,838	9,838	9,838	9,838	*49,190*
PPF-NMFD Side HVAC Digital Control Upgrade	*F-2022-002*	4	48,000					*48,000*
Fire Engine	*F-2022-003*	3	265,613					*265,613*
Training Division Pick-up Truck	*F-2023-001*	3		21,643				*21,643*
Portable Radios	*F-2023-002*	2		118,050				*118,050*
Fire Engine	*F-2024-001*	3			314,800			*314,800*
Heavy Duty Pick-Up Truck	*F-2025-001*	3				31,480		*31,480*
New Staff Car	*F-2025-002*	3				15,740		*15,740*
Used Ambulance	*F-2025-003*	3				9,838		*9,838*

Source	Project #	Priority	2022	2023	2024	2025	2026	Total
Library Shelving Units	*L-2022-002*	3	10,000					*10,000*
Library Meeting Room Tables	*L-2022-007*	3	15,000					*15,000*
Library Boiler Replacement	*L-2023-001*	5		100,000				*100,000*
Carpet/Floor Replacement - Main Collection Area	*L-2024-001*	3			40,000			*40,000*
Library Renovation	*L-2024-003*	3			1,000,000			*1,000,000*
Traffic Camera System	*LIT-2021-002*	3	20,000					*20,000*
APS System Installations	*LIT-2022-002*	3	18,000					*18,000*
Signal Timing Upgrades Study	*LIT-2024-001*	3			25,000			*25,000*
WE Lights LED Upgrade	*LIT-2025-001*	3				17,000		*17,000*
Pedestrian Crossing Lights-Racine and 3rd	*LIT-2025-002*	3				15,000		*15,000*
Pedestrian Crossing Lights-Midway @ Midway Pl	*LIT-2026-001*	3					15,000	*15,000*
Radio Replacement	*POL-2022-001*	3		101,000				*101,000*
PPF Second Street Parking Lot Concrete Replacement	*PPF-2022-002*	3	50,000					*50,000*
PPF-PD Side HVAC Digital Control Upgrade	*PPF-2022-004*	4	48,000					*48,000*
Flooring Basement/Locker Room	*PPF-2022-005*	n/a	12,500					*12,500*
PD Basement Ceiling Tile	*PPF-2022-006*	n/a	7,500					*7,500*
PD Water Heater	*PPF-2022-007*	1	10,000					*10,000*
First Street Parking Lot Replacement	*PPF-2023-003*	3		17,500				*17,500*
Traffic & Investigator's Area Flooring	*PPF-2023-005*	n/a		12,500				*12,500*
PD Lobby/Bathroom Flooring	*PPF-2025-001*	n/a				20,000		*20,000*
Jeffferson Park Community Playground	*PR-2021-004*	2	100,000					*100,000*
Shepard Park Play Equipment	*PR-2022-001*	3	95,000					*95,000*
Trestle Trail LED Lighting Upgrade	*PR-2022-002*	3	11,000					*11,000*
Electric Panel Upgrades	*PR-2022-004*	3	8,000	8,000	8,000			*24,000*
Shepard Park Walkway	*PR-2022-006*	2	10,000					*10,000*
Hart Park Cameras	*PR-2022-007*	3	4,800					*4,800*
Koslo Park Parking Lot Repaving	*PR-2023-001*	3		40,000				*40,000*
Smith Park Tennis Court Rehabiltation	*PR-2023-002*	2		60,000				*60,000*
Jefferson Pavilion Flat Roof Repair	*PR-2023-004*	3		25,000				*25,000*
Riverwalk -West End Repairs	*PR-2023-005*	3		25,000				*25,000*
Jefferson East Diamond Renovation/Lighting	*PR-2023-006*	2		300,000				*300,000*
Ninth St. Boat Launch Parking Lot	*PR-2023-007*	3		87,500				*87,500*
Jefferson Park LED Upgrade	*PR-2024-001*	2			19,000			*19,000*
Jefferson Park Softball/Launch Restroom	*PR-2024-002*	3	25,000		200,000			*225,000*
Clinton Center Renovation	*PR-2024-003*	3				32,000		*32,000*
Jefferson Park - Kargus Drive East End Realignment	*PR-2024-004*	2			100,000			*100,000*
Jefferson Park Swimming Pool - Phase 1	*PR-2024-008*	1			40,000	3,500,000		*3,540,000*
Pleasants Park Play Equipment	*PR-2024-011*	3			70,000			*70,000*
Jefferson Park/Koslo Park Softball Diamond Upgrade	*PR-2024-012*	3			225,000			*225,000*
Jefferson Park Swimming Pool- Phase 2	*PR-2025-001*	1				40,000	3,500,000	*3,540,000*
Senior Center Furnace	*PR-2025-004*	2				10,000		*10,000*
Memorial Buildng Radiant Heat	*PR-2025-005*	2				6,500		*6,500*
Senior Center Bathroom Remodel	*PR-2025-006*	3				50,000		*50,000*
Hidden Pond Park Trail	*PR-2025-012*	3				25,000		*25,000*
Scanlan Park Play Equipment	*PR-2025-015*	3				38,000		*38,000*
Settling Basin Transient Boat Docks	*PR-2026-001*	2					75,000	*75,000*
Smith Park or Barker Farm Park Splash Pad	*PR-2026-002*	4					25,000	*25,000*
Hidden Pond Park Shelter	*PR-2026-003*	2					215,000	*215,000*
Koslo Park Baseball Outfield Renovation	*PR-2026-004*	3					50,000	*50,000*
Sidewalk Replacement Program	*SID-2020-000*	2	30,000	30,000	30,000			*90,000*
Midway Road Sidewalk	*SID-2022-001*	2	35,000					*35,000*
Woodland Hills Trail Connection	*SID-2024-001*	4			70,000			*70,000*
Province Terrace Sidewalk	*SID-2025-001*	3				35,000		*35,000*
Racine Street - Third to Ninth - DESIGN ONLY	*STR-2020-001*	3	75,000	75,000				*150,000*
Eighth Street - DePere St to Appleton Rd	*STR-2022-001*	2	169,000					*169,000*

Source	Project #	Priority	2022	2023	2024	2025	2026	Total
Airport Road - Racine Rd to Mayer St	*STR-2022-002*	1	177,000					*177,000*
Pleasant Lane-Entire Loop	*STR-2022-003*	3	121,000					*121,000*
Main Street - Link to Racine St Bridge Proj limts	*STR-2022-004*	1	194,000					*194,000*
Seventh Street- Manitowoc St to Melissa St	*STR-2022-005*	3	328,000					*328,000*
Terrace Avenue-Earl to Mission (City's Section)	*STR-2022-006*	4	22,000					*22,000*
Mission Street-Terrace to Midway (City's Section)	*STR-2022-007*	4	25,000					*25,000*
STH 114/Plank Road - Third to Melissa DESIGN ONLY	*STR-2022-009*	2	25,000	20,000	20,000	30,000	30,000	*125,000*
Harding Street - Appleton Rd to London St	*STR-2023-002*	2		121,000				*121,000*
Lucerne Drive - London St to University Dr	*STR-2023-003*	3		140,000				*140,000*
Lucerne Drive-Appleton Rd to London St	*STR-2023-004*	3		70,000				*70,000*
Wilson Street- Harding St to Eighth St	*STR-2023-007*	3		55,750				*55,750*
Harding Street - Wilson St to Appleton Rd	*STR-2023-008*	3		33,500				*33,500*
Third Street- Manitowoc St to Konemac St	*STR-2023-009*	3		170,000				*170,000*
Melissa Street- Ninth St to Airport Rd	*STR-2023-010*	3		205,000				*205,000*
Earl Street- Midway to Airport (City's Section)	*STR-2023-011*	3		150,000				*150,000*
Barlow Street-Water St to Broad St	*STR-2023-012*	2		22,770				*22,770*
Marquette Street- London St to E Termini	*STR-2023-014*	3		95,000				*95,000*
Appleton Street-Third to Fourth St	*STR-2023-015*	2		95,000				*95,000*
Racine Street-Third St to Ninth St (DOT)	*STR-2024-002*	2				430,196		*430,196*
Marquette Street- London St to Manitowoc Rd	*STR-2024-004*	2			200,000			*200,000*
Third Street- Konemac St to Brighton Dr/E Termini	*STR-2024-005*	3			220,000			*220,000*
Konemac Street - Third St to Second St	*STR-2024-006*	3			30,000			*30,000*
Kernan Ave- STH114 to N Edge	*STR-2024-007*	3			165,000			*165,000*
Milwaukee Street - Third St to Seventh St	*STR-2024-011*	3			280,000			*280,000*
Racine Street - Third to Ninth LAND ACQUISITION	*STR-2024-012*	2			50,000			*50,000*
County Road P - Valley Road	*STR-2025-002*	2				90,000		*90,000*
Pine Street- Ahnaip St to Nicolet Blvd	*STR-2025-004*	3				62,500		*62,500*
Garfield Avenue-Railroad St to Washington St	*STR-2025-005*	3				196,425		*196,425*
Garfield Ave-Railroad St to Lawson St	*STR-2025-006*	3				380,000		*380,000*
Sixth Street- DePere St to Manitowoc St	*STR-2025-007*	3				70,000		*70,000*
Fourth Street-Racine St to DePere St	*STR-2025-014*	3				350,000		*350,000*
Airport Road- Appleton Rd to Meadowview Dr	*STR-2026-001*	3					560,000	*560,000*
London Street-Ninth St to Airport Rd	*STR-2026-002*	3					285,000	*285,000*
Deerfield Court- Greendale to S Termini	*STR-2026-003*	4					35,000	*35,000*
Racine Street- First St to Third St	*STR-2026-004*	3					84,000	*84,000*
Clovis Avenue- Appleton Rd to Ida St	*STR-2026-005*	3					95,000	*95,000*
W. Fourth Street- Tayco St to W Termini	*STR-2026-006*	3					67,500	*67,500*
Lake Street- Tayco St to W Termini	*STR-2026-007*	3					65,500	*65,500*
Appleton Street- Fourth St to Ninth St	*STR-2026-008*	3					315,000	*315,000*
Ninth Street- Tayco St to Racine St	*STR-2026-009*	3					170,000	*170,000*
Olde Pulley Lane-Tayco St to W Termini	*STR-2026-010*	3					37,000	*37,000*
Roosevelt Street-Manitowoc St to London St	*STR-2026-011*	3					175,000	*175,000*
General Obligation Debt Total			**1,997,851**	**2,209,051**	**3,116,638**	**5,464,517**	**5,858,838**	***18,646,895***
General Obligation Debt - Developer								
Woodland Lakes Cottages	*SUB-2022-001*	3	2,446,330					*2,446,330*
Woodland Heights	*SUB-2022-002*	3	676,666					*676,666*
Lake Park Heights Subdivision	*SUB-2023-001*	3	1,212,900					*1,212,900*
General Obligation Debt - Developer Total			**4,335,896**					***4,335,896***
General Obligation Debt-Special Asses								
Gosling Way- Kernan Ave to Gosling Way Ct	*STR-2024-008*	4			140,000			*140,000*

Source	Project #	Priority	2022	2023	2024	2025	2026	Total
Gosling Way Ct- Gosling Way to N Termini	*STR-2024-009*	4			185,000			*185,000*
Woodcrest Heights Dr- Gosling Way to N Termini	*STR-2024-010*	4			180,000			*180,000*
General Obligation Debt-Special Assessments Total					**505,000**			***505,000***
Grant								
East Side Street Lighting Upgrade	*LIT-2022-003*	n/a	100,000					*100,000*
Friendship Trail LED Lighting Upgrade-DPW Segment	*PR-2022-003*	3	8,600					*8,600*
Grant Total			**108,600**					***108,600***
Grants - Federal								
Lawson Canal Restoration	*PR-2020-012*	2		100,000				*100,000*
Grants - Federal Total				**100,000**				***100,000***
Grants - State								
Traffic Signal Upgrades - River and Washington	*LIT-2022-001*	3	18,000	90,000				*108,000*
Lawson Canal Restoration	*PR-2020-012*	2		1,700,000				*1,700,000*
Gilbert Trail Extension	*PR-2022-009*	3		200,000				*200,000*
Ninth St. Boat Launch Parking Lot	*PR-2023-007*	3		87,500				*87,500*
Ninth Street Pond	*STO-2023-001*	3		120,000				*120,000*
Water Street - Barlow St to Tayco St	*STR-2023-001*	2		500,000				*500,000*
Racine Street-Third St to Ninth St (DOT)	*STR-2024-002*	2				3,713,483		*3,713,483*
Racine Street- First St to Third St	*STR-2026-004*	3					816,000	*816,000*
Grants - State Total			**18,000**	**2,697,500**		**3,713,483**	**816,000**	***7,244,983***
Information Technology Fund								
Replacement of Firewall	*IT-2022-001*	1	9,336					*9,336*
System Center Configuration Manager (SCCM)	*IT-2022-003*	2	3,200					*3,200*
Property Tax System	*IT-2022-004*	2	52,750					*52,750*
Information Technology Fund Total			**65,286**					***65,286***
Intergovernmental Reimbursements								
Trestle Trail LED Lighting Upgrade	*PR-2022-002*	3	11,000					*11,000*
Airport Road - Racine Rd to Mayer St	*STR-2022-002*	1	603,000					*603,000*
Intergovernmental Reimbursements Total			**614,000**					***614,000***
Marina Fund								
Marina Stair Replacement- West End	*MAR-2023-001*	3		7,500				*7,500*
Electric Pedestal Replacement	*MAR-2023-008*	3		11,500	11,500			*23,000*
Marina Perimeter Lighting Upgrade	*MAR-2025-006*	3				18,000		*18,000*
Marina Fund Total				**19,000**	**11,500**	**18,000**		***48,500***
Park Development Fund								
Lawson Canal Restoration	*PR-2020-012*	2	15,000					*15,000*

Source	Project #	Priority	2022	2023	2024	2025	2026	Total
Memorial Building Flat Roof Replacement	*PR-2025-007*	3				25,000		*25,000*
Memorial Building Brick Repair	*PR-2025-008*	3				20,000		*20,000*
Park Development Fund Total			**15,000**			**45,000**		***60,000***
Sewage Utility Fund								
DOT Bridge Sanitary Relay	*SAN-2022-001*	1	250,000					*250,000*
Garfield Ave. - Railroad St. to Washington St.	*SAN-2025-001*	2				1,000,000		*1,000,000*
Eighth Street - DePere St to Appleton Rd	*STR-2022-001*	2	20,000					*20,000*
Pleasant Lane-Entire Loop	*STR-2022-003*	3	15,000					*15,000*
Seventh Street- Manitowoc St to Melissa St	*STR-2022-005*	3	15,000					*15,000*
Harding Street - Appleton Rd to London St	*STR-2023-002*	2		15,000				*15,000*
Third Street- Manitowoc St to Konemac St	*STR-2023-009*	3		32,000				*32,000*
Marquette Street- London St to Manitowoc Rd	*STR-2024-004*	2			60,500			*60,500*
Third Street- Konemac St to Brighton Dr/E Termini	*STR-2024-005*	3			153,600			*153,600*
Konemac Street - Third St to Second St	*STR-2024-006*	3			20,750			*20,750*
Milwaukee Street - Third St to Seventh St	*STR-2024-011*	3			39,500			*39,500*
State Highway 114/Plank Road- Manitowoc to Melissa	*STR-2025-003*	2					10,000	*10,000*
Garfield Ave-Railroad St to Lawson St	*STR-2025-006*	3				60,000		*60,000*
Sixth Street- DePere St to Manitowoc St	*STR-2025-007*	3				51,000		*51,000*
Fourth Street-Racine St to DePere St	*STR-2025-014*	3				18,500		*18,500*
London Street-Ninth St to Airport Rd	*STR-2026-002*	3					112,500	*112,500*
Clovis Avenue- Appleton Rd to Ida St	*STR-2026-005*	3					25,000	*25,000*
Appleton Street- Fourth St to Ninth St	*STR-2026-008*	3					55,000	*55,000*
Ninth Street- Tayco St to Racine St	*STR-2026-009*	3					92,000	*92,000*
Roosevelt Street-Manitowoc St to London St	*STR-2026-011*	3					22,500	*22,500*
Conservation North	*SUB-2023-002*	2		103,725				*103,725*
Sewage Utility Fund Total			**300,000**	**150,725**	**274,350**	**1,129,500**	**317,000**	***2,171,575***
Sewer Fund-Laterals								
Water Street - Barlow St to Tayco St	*STR-2023-001*	2		40,000				*40,000*
Maria Lane - Ninth St to W Termini	*STR-2023-005*	3		4,000				*4,000*
Stardust Drive-Elmwood Dr to Maria Ln	*STR-2023-006*	3		4,000				*4,000*
Wilson Street- Harding St to Eighth St	*STR-2023-007*	3		64,000				*64,000*
Harding Street - Wilson St to Appleton Rd	*STR-2023-008*	3		16,000				*16,000*
Third Street- Manitowoc St to Konemac St	*STR-2023-009*	3		160,000				*160,000*
Melissa Street- Ninth St to Airport Rd	*STR-2023-010*	3		16,000				*16,000*
Marquette Street- London St to E Termini	*STR-2023-014*	3		72,000				*72,000*
First Street- Tayco to Lock Street	*STR-2024-001*	3			88,000			*88,000*
Racine Street-Third St to Ninth St (DOT)	*STR-2024-002*	2			320,000			*320,000*
Lush Street- First St to S Termini	*STR-2024-003*	3			8,000			*8,000*
Marquette Street- London St to Manitowoc Rd	*STR-2024-004*	2			144,000			*144,000*
Third Street- Konemac St to Brighton Dr/E Termini	*STR-2024-005*	3			88,000			*88,000*
Konemac Street - Third St to Second St	*STR-2024-006*	3			8,000			*8,000*
Milwaukee Street - Third St to Seventh St	*STR-2024-011*	3			160,000			*160,000*
State Highway 114/Plank Road- Manitowoc to Melissa	*STR-2025-003*	2					120,000	*120,000*
Pine Street- Ahnaip St to Nicolet Blvd	*STR-2025-004*	3				80,000		*80,000*
Garfield Ave-Railroad St to Lawson St	*STR-2025-006*	3				24,000		*24,000*
Sixth Street- DePere St to Manitowoc St	*STR-2025-007*	3				72,000		*72,000*
Fourth Street-Racine St to DePere St	*STR-2025-014*	3				68,000		*68,000*
London Street-Ninth St to Airport Rd	*STR-2026-002*	3					260,000	*260,000*
Racine Street- First St to Third St	*STR-2026-004*	3					45,000	*45,000*
Clovis Avenue- Appleton Rd to Ida St	*STR-2026-005*	3					32,000	*32,000*

Source	Project #	Priority	2022	2023	2024	2025	2026	Total
W. Fourth Street- Tayco St to W Termini	*STR-2026-006*	3					48,000	*48,000*
Lake Street- Tayco St to W Termini	*STR-2026-007*	3					84,000	*84,000*
Appleton Street- Fourth St to Ninth St	*STR-2026-008*	3					360,000	*360,000*
Ninth Street- Tayco St to Racine St	*STR-2026-009*	3					72,000	*72,000*
Roosevelt Street-Manitowoc St to London St	*STR-2026-011*	3					160,000	*160,000*
Sewer Fund-Laterals Total				**376,000**	**816,000**	**244,000**	**1,181,000**	***2,617,000***

Stormwater Utility Fund

Brin Underground Pond	*STO-2022-001*	1	1,132,000					*1,132,000*
Ninth Street Pond	*STO-2023-001*	3	20,000	460,000				*480,000*
Storm Sewer Through Miron Property	*STO-2025-001*	1				200,000		*200,000*
Eighth Street - DePere St to Appleton Rd	*STR-2022-001*	2	56,000					*56,000*
Airport Road - Racine Rd to Mayer St	*STR-2022-002*	1	142,000					*142,000*
Pleasant Lane-Entire Loop	*STR-2022-003*	3	43,000					*43,000*
Main Street - Link to Racine St Bridge Proj limts	*STR-2022-004*	1	9,000					*9,000*
Seventh Street- Manitowoc St to Melissa St	*STR-2022-005*	3	57,000					*57,000*
Harding Street - Appleton Rd to London St	*STR-2023-002*	2		43,000				*43,000*
Lucerne Drive - London St to University Dr	*STR-2023-003*	3		20,000				*20,000*
Lucerne Drive-Appleton Rd to London St	*STR-2023-004*	3		15,000				*15,000*
Maria Lane - Ninth St to W Termini	*STR-2023-005*	3		15,000				*15,000*
Stardust Drive-Elmwood Dr to Maria Ln	*STR-2023-006*	3		15,000				*15,000*
Wilson Street- Harding St to Eighth St	*STR-2023-007*	3		74,250				*74,250*
Harding Street - Wilson St to Appleton Rd	*STR-2023-008*	3		3,000				*3,000*
Third Street- Manitowoc St to Konemac St	*STR-2023-009*	3		15,000				*15,000*
Melissa Street- Ninth St to Airport Rd	*STR-2023-010*	3		15,000				*15,000*
Earl Street- Midway to Airport (City's Section)	*STR-2023-011*	3		30,000				*30,000*
Marquette Street- London St to E Termini	*STR-2023-014*	3		10,000				*10,000*
Appleton Street-Third to Fourth St	*STR-2023-015*	2		5,000				*5,000*
First Street- Tayco to Lock Street	*STR-2024-001*	3			18,500			*18,500*
Racine Street-Third St to Ninth St (DOT)	*STR-2024-002*	2				740,921		*740,921*
Lush Street- First St to S Termini	*STR-2024-003*	3			7,000			*7,000*
Marquette Street- London St to Manitowoc Rd	*STR-2024-004*	2			50,000			*50,000*
Third Street- Konemac St to Brighton Dr/E Termini	*STR-2024-005*	3			15,000			*15,000*
Kernan Ave- STH114 to N Edge	*STR-2024-007*	3			5,000			*5,000*
Milwaukee Street - Third St to Seventh St	*STR-2024-011*	3			20,000			*20,000*
Pine Street- Ahnaip St to Nicolet Blvd	*STR-2025-004*	3				12,500		*12,500*
Garfield Ave-Railroad St to Lawson St	*STR-2025-006*	3				70,000		*70,000*
Fourth Street-Racine St to DePere St	*STR-2025-014*	3				50,000		*50,000*
Airport Road- Appleton Rd to Meadowview Dr	*STR-2026-001*	3					90,000	*90,000*
London Street-Ninth St to Airport Rd	*STR-2026-002*	3					25,000	*25,000*
Racine Street- First St to Third St	*STR-2026-004*	3					75,000	*75,000*
Clovis Avenue- Appleton Rd to Ida St	*STR-2026-005*	3					15,000	*15,000*
W. Fourth Street- Tayco St to W Termini	*STR-2026-006*	3					12,500	*12,500*
Lake Street- Tayco St to W Termini	*STR-2026-007*	3					12,500	*12,500*
Appleton Street- Fourth St to Ninth St	*STR-2026-008*	3					10,000	*10,000*
Roosevelt Street-Manitowoc St to London St	*STR-2026-011*	3					50,000	*50,000*
Conservation North	*SUB-2023-002*	2		116,425				*116,425*
Stormwater Utility Fund Total			**1,459,000**	**836,675**	**115,500**	**1,073,421**	**290,000**	***3,774,596***

Street Equipment Replacement Fund

Replace #3 LowBed Dump Truck (2008)	*E-2022-001*	3	115,000					*115,000*
Replace #2014 Passenger Vehicle (2011)	*E-2022-002*	3	25,000					*25,000*

Source	Project #	Priority	2022	2023	2024	2025	2026	Total
Replace #0005 Bucket Truck (2001)	*E-2022-004*	3	130,000					*130,000*
Replace #24 Mechanical Sweeper-Used (2002)	*E-2022-005*	3	165,000					*165,000*
Replace #2 Pickup Truck (2005)	*E-2022-007*	3	35,000					*35,000*
Replace #0011 Low Bed Dump (2006)	*E-2022-008*	3	115,000					*115,000*
Lift Attachment	*E-2022-009*	n/a	11,000					*11,000*
Replace #3003 Pickup Truck (2011)	*E-2023-001*	3		35,000				*35,000*
Replace #1002 Solid Waste Truck (2012)	*E-2023-002*	3		300,000				*300,000*
Replace #26 Dump Truck (2002)	*E-2023-003*	3		210,000				*210,000*
Replace #71/#2010 -Pick Up Truck (2004)	*E-2023-005*	3		30,000				*30,000*
Replace #3007 Pickup Truck (2006)	*E-2023-006*	3		35,000				*35,000*
Replace #9027 Leaf Vacuum Trailer (2001)	*E-2024-0009*	3			85,000			*85,000*
Replace #4 Dump Truck (2008)	*E-2024-001*	3			200,000			*200,000*
Replace #70 Utility Truck (2012)	*E-2024-003*	3			100,000			*100,000*
Replace #0045 Fork Lift (2011)	*E-2024-004*	3			40,000			*40,000*
Replace #2011 Pickup Truck (2012)	*E-2024-006*	3			35,000			*35,000*
Replace #3004 Low Bed Dump Truck (2005)	*E-2024-008*	3			70,000			*70,000*
Replace #2004 Passenger Vehicle (2009)	*E-2024-009*	3			20,000			*20,000*
Replace #2010/#0071 Pick Up Truck (2012)	*E-2024-010*	3			30,000			*30,000*
Replace #1005 Solid Waste Truck (2013)	*E-2025-001*	3				300,000		*300,000*
Replace #3002 LowBed Dump Truck (2012)	*E-2025-002*	3				70,000		*70,000*
Replace #15 Roller (1999)	*E-2025-004*	3				50,000		*50,000*
Replace #9110 Trackless (2004)	*E-2025-005*	3				100,000		*100,000*
Replace #30 Roller (1999)	*E-2025-006*	3				0		*0*
Replace #2001 Pickup Truck (2013)	*E-2025-007*	3				35,000		*35,000*
Replace #0029 Skid Steer (2013)	*E-2025-009*	3				50,000		*50,000*
Replace #9109 Ball Diamond Groomer (1998)	*E-2025-010*	3				15,000		*15,000*
Replace #1006 Solid Waste Truck	*E-2026-001*	2					300,000	*300,000*
Replace #3010 Utility Truck	*E-2026-002*	2					65,000	*65,000*
Replace #9118 Turf Sweeper	*E-2026-003*	3					18,000	*18,000*
Replace #3011 Utility Van	*E-2026-004*	3					35,000	*35,000*
Replace #3006 Pick Up Truck	*E-2026-005*	3					35,000	*35,000*
Replace #0014 Tractor	*E-2026-006*	3					120,000	*120,000*
Replace #3009 Water Truck-used (2007)	*E-2026-010*	3					25,000	*25,000*
Street Equipment Replacement Fund Total			**596,000**	**610,000**	**580,000**	**620,000**	**598,000**	***3,004,000***
Strong Neighborhoods								
Conservation North	*SUB-2023-002*	2	40,000	504,850				*544,850*
Strong Neighborhoods Total			**40,000**	**504,850**				***544,850***
TIF District #08 Fund								
Racine St. Bridge Amenities	*STR-2021-002*	3	100,000					*100,000*
TIF District #08 Fund Total			**100,000**					***100,000***
TIF District #10 Fund								
Downtown Light Replacement	*LIT-2020-000*	1	52,000					*52,000*
Water Street - Barlow St to Tayco St	*STR-2023-001*	2		512,550				*512,550*
TIF District #10 Fund Total			**52,000**	**512,550**				***564,550***
TIF District #11 Fund								

Source	Project #	Priority	2022	2023	2024	2025	2026	Total
Lawson Canal Restoration	*PR-2020-012*	2	100,000	150,000				*250,000*
Gilbert Trail Extension	*PR-2022-009*	3		200,000				*200,000*
Racine St. Bridge Amenities	*STR-2021-002*	3	200,000					*200,000*
Oak Street Extension-Ahnip St to N Termini	*STR-2022-008*	3	1,020,600					*1,020,600*
TIF District #11 Fund Total			**1,320,600**	**350,000**				***1,670,600***
TIF District #12 Fund								
Community Way-Chrystella to Lake Park Road	*STR-2023-013*	3		225,000				*225,000*
TIF District #12 Fund Total				**225,000**				***225,000***
TIF District #13 Fund								
Chute Street Parking Lot Reconstruction	*PLO-2024-001*	2			227,735			*227,735*
Marina Fence Replacement	*PR-2025-010*	4	100,000					*100,000*
Racine St. Bridge Amenities	*STR-2021-002*	3		200,000				*200,000*
TIF District #13 Fund Total			**100,000**	**200,000**	**227,735**			***527,735***
GRAND TOTAL			**11,790,327**	**9,972,651**	**9,994,386**	**12,721,921**	**9,273,118**	***53,752,403***

THIS PAGE IS INTENTIONALLY LEFT BLANK

City of Menasha, Wisconsin

Capital Improvements Plan

2022 thru 2026

PROJECTS & FUNDING SOURCES BY DEPARTMENT

Department	Project #	Priority	2022	2023	2024	2025	2026	Total
Administration								
Voting Machine	ADM-2019-001	3					50,000	*50,000*
General Obligation Debt							***50,000***	***50,000***
Electronic Poll Books	ADM-2022-001	3	28,600					*28,600*
General Obligation Debt			***28,600***					***28,600***
Municipal Code Recodification	ADM-2023-001	3		15,000				*15,000*
General Fund				***15,000***				***15,000***
Administration Total			**28,600**	**15,000**			**50,000**	***93,600***
GRAND TOTAL			**28,600**	**15,000**			**50,000**	***93,600***

Capital Improvements Plan

2022 *thru* 2026

City of Menasha, Wisconsin

Department Administration
Contact City Attorney

Project # ADM-2019-001
Project Name Voting Machine

Type Equipment
Useful Life 15 years
Category Equipment: Miscellaneous
Priority 3 Important

Account Number

PASER Rating

Total Project Cost: $60,000

Description

2019: Purchase a spare voting machine.

2026: Purchase (5) replacement voting machines.

Justification

The purchase is for a spare voting machine. In 2016, the City purchased 5 new voting machines, one for each polling place.

The spare machine is a replacement in the event there is a problem with a machine.

Plan to replace the original (5) voting machines on a 10-year replacement schedule, which would be planned for 2026.

Expenditures	2022	2023	2024	2025	2026	Total
Voting Machine					50,000	50,000
Total					**50,000**	**50,000**

Funding Sources	2022	2023	2024	2025	2026	Total
General Obligation Debt					50,000	50,000
Total					**50,000**	**50,000**

Budget Impact/Other

Capital Improvements Plan

2022 *thru* 2026

City of Menasha, Wisconsin

Department Administration
Contact City Attorney

Project # ADM-2022-001
Project Name Electronic Poll Books

Type Equipment
Useful Life 5 years
Category Equipment: Miscellaneous
Priority 3 Important

Account Number

PASER Rating

Total Project Cost: $28,600

Description

15 Electronic Poll Books.

Justification

In the next few years, the state election commission is expected to change over all poll books from paper to electronic.

The City has 5 polling places; therefore, it is recommended that we have 3 electronic books per location = $2,000 cost per book.

Expenditures	2022	2023	2024	2025	2026	Total
Electronic Poll Books	28,600					28,600
Total	**28,600**					**28,600**

Funding Sources	2022	2023	2024	2025	2026	Total
General Obligation Debt	28,600					28,600
Total	**28,600**					**28,600**

Budget Impact/Other

Capital Improvements Plan

2022 *thru* 2026

City of Menasha, Wisconsin

Department Administration
Contact City Attorney
Type Unassigned
Useful Life
Category Other
Priority 3 Important

Project # ADM-2023-001
Project Name Municipal Code Recodification

Account Number

PASER Rating

Total Project Cost: $15,000

Description

The City would like to do a complete recodification, including a comprehensive review and update of the current Code.

Justification

Our City Code was originally codified in 1989, and it was last updated in 2020. The Code may contain consistencies, errors and outdated information that could potentially affect the Code's enforceability and alignment with relevant state statutes.

This will provide the City with a Code of Ordinances that is clear and easy for sataff and the community to navigate.

Expenditures	2022	2023	2024	2025	2026	Total
Other		15,000				15,000
Total		**15,000**				**15,000**

Funding Sources	2022	2023	2024	2025	2026	Total
General Fund		15,000				15,000
Total		**15,000**				**15,000**

Budget Impact/Other

City of Menasha, Wisconsin

Capital Improvements Plan

2022 thru 2026

PROJECTS & FUNDING SOURCES BY DEPARTMENT

Department	Project #	Priority	2022	2023	2024	2025	2026	Total
Community Development Dept								
Woodland Lakes Cottages	SUB-2022-001	3	2,446,330					*2,446,330*
General Obligation Debt - Developer			***2,446,330***					***2,446,330***
Woodland Heights	SUB-2022-002	3	676,666					*676,666*
General Obligation Debt - Developer			***676,666***					***676,666***
Lake Park Heights Subdivision	SUB-2023-001	3	1,212,900					*1,212,900*
General Obligation Debt - Developer			***1,212,900***					***1,212,900***
Conservation North	SUB-2023-002	2	40,000	725,000				*765,000*
Sewage Utility Fund				***103,725***				***103,725***
Stormwater Utility Fund				***116,425***				***116,425***
Strong Neighborhoods			***40,000***	***504,850***				***544,850***
Community Development Dept Total			**4,375,896**	**725,000**				***5,100,896***
GRAND TOTAL			**4,375,896**	**725,000**				***5,100,896***

Capital Improvements Plan

2022 *thru* 2026

City of Menasha, Wisconsin

Department Community Development Dep
Contact Deputy Director-Public Works

Project # SUB-2022-001
Project Name Woodland Lakes Cottages

Type Improvement
Useful Life 15 years
Category Street Reconstruction
Priority 3 Important

Account Number

PASER Rating

Total Project Cost: $2,446,330

Description

Infrastructure for Woodland Lakes Cottages (Atkins - east of Kernan Ave) - creating 82 additional single family residential lots.

Justification

Expenditures	2022	2023	2024	2025	2026	Total
Street Construction - New	2,446,330					2,446,330
Total	**2,446,330**					**2,446,330**

Funding Sources	2022	2023	2024	2025	2026	Total
General Obligation Debt - Developer	2,446,330					2,446,330
Total	**2,446,330**					**2,446,330**

Budget Impact/Other

Capital Improvements Plan

2022 *thru* 2026

City of Menasha, Wisconsin

Department Community Development Dep
Contact Director of Public Works

Project # SUB-2022-002
Project Name Woodland Heights

Type Improvement
Useful Life 15 years
Category Street Reconstruction
Priority 3 Important

Account Number

PASER Rating

Total Project Cost: $676,666

Description

Infrastructure for Woodland Heights Subdivision (Hagens - North of Woodcrest Heights Dr) - creating 18/19 new single family residential lots.

Justification

Expenditures	2022	2023	2024	2025	2026	Total
Street Construction - New	676,666					676,666
Total	**676,666**					**676,666**

Funding Sources	2022	2023	2024	2025	2026	Total
General Obligation Debt - Developer	676,666					676,666
Total	**676,666**					**676,666**

Budget Impact/Other

Capital Improvements Plan

2022 *thru* 2026

City of Menasha, Wisconsin

Department Community Development Dep
Contact Director of Public Works

Project # SUB-2023-001
Project Name Lake Park Heights Subdivision

Type Improvement
Useful Life 15 years
Category Street Reconstruction
Priority 3 Important

Account Number

PASER Rating

Total Project Cost: $1,212,900

Description

Infrastructure for Lake Park Heights Subdivision - 1st Addition (Hidden Pond Park Area).

Justification

Expenditures	2022	2023	2024	2025	2026	Total
Street Construction - New	1,212,900					1,212,900
Total	**1,212,900**					**1,212,900**

Funding Sources	2022	2023	2024	2025	2026	Total
General Obligation Debt - Developer	1,212,900					1,212,900
Total	**1,212,900**					**1,212,900**

Budget Impact/Other

Capital Improvements Plan

2022 *thru* 2026

City of Menasha, Wisconsin

Department Community Development Dep
Contact Director of Public Works

Project # SUB-2023-002
Project Name Conservation North

Type Unassigned
Useful Life
Category Roadway Extensions
Priority 2 Very Important

Account Number
PASER Rating

Total Project Cost: $765,000

Description

Appleton Water Plant Roadway - Assument 1346' of mainline with 467' cul-de-sac. 2" temporary asphalt. Includes water, storm and sanitary costs.

Justification

Expenditures	2022	2023	2024	2025	2026	Total
Construction/Maintenance		504,850				504,850
Sanitary Sewers		103,725				103,725
Stormwater Basins		116,425				116,425
Engineering/Design	40,000					40,000
Total	**40,000**	**725,000**				**765,000**

Funding Sources	2022	2023	2024	2025	2026	Total
Sewage Utility Fund		103,725				103,725
Stormwater Utility Fund		116,425				116,425
Strong Neighborhoods	40,000	504,850				544,850
Total	**40,000**	**725,000**				**765,000**

Budget Impact/Other

City of Menasha, Wisconsin

Capital Improvements Plan

2022 thru 2026

PROJECTS & FUNDING SOURCES BY DEPARTMENT

Department	Project #	Priority	2022	2023	2024	2025	2026	Total
Equipment Replacement								
Replace #3 LowBed Dump Truck (2008)	E-2022-001	3	115,000					*115,000*
Street Equipment Replacement Fund			***115,000***					***115,000***
Replace #2014 Passenger Vehicle (2011)	E-2022-002	3	25,000					*25,000*
Street Equipment Replacement Fund			***25,000***					***25,000***
Replace #0005 Bucket Truck (2001)	E-2022-004	3	130,000					*130,000*
Street Equipment Replacement Fund			***130,000***					***130,000***
Replace #24 Mechanical Sweeper-Used (2002)	E-2022-005	3	165,000					*165,000*
Street Equipment Replacement Fund			***165,000***					***165,000***
Replace #2 Pickup Truck (2005)	E-2022-007	3	35,000					*35,000*
Street Equipment Replacement Fund			***35,000***					***35,000***
Replace #0011 Low Bed Dump (2006)	E-2022-008	3	115,000					*115,000*
Street Equipment Replacement Fund			***115,000***					***115,000***
Lift Attachment	E-2022-009	n/a	11,000					*11,000*
Street Equipment Replacement Fund			***11,000***					***11,000***
Replace #3003 Pickup Truck (2011)	E-2023-001	3		35,000				*35,000*
Street Equipment Replacement Fund				***35,000***				***35,000***
Replace #1002 Solid Waste Truck (2012)	E-2023-002	3		300,000				*300,000*
Street Equipment Replacement Fund				***300,000***				***300,000***
Replace #26 Dump Truck (2002)	E-2023-003	3		210,000				*210,000*
Street Equipment Replacement Fund				***210,000***				***210,000***
Replace #71/#2010 -Pick Up Truck (2004)	E-2023-005	3		30,000				*30,000*
Street Equipment Replacement Fund				***30,000***				***30,000***
Replace #3007 Pickup Truck (2006)	E-2023-006	3		35,000				*35,000*
Street Equipment Replacement Fund				***35,000***				***35,000***
Replace #9027 Leaf Vacuum Trailer (2001)	E-2024-0009	3			85,000			*85,000*
Street Equipment Replacement Fund					***85,000***			***85,000***
Replace #4 Dump Truck (2008)	E-2024-001	3			200,000			*200,000*
Street Equipment Replacement Fund					***200,000***			***200,000***
Replace #70 Utility Truck (2012)	E-2024-003	3			100,000			*100,000*
Street Equipment Replacement Fund					***100,000***			***100,000***
Replace #0045 Fork Lift (2011)	E-2024-004	3			40,000			*40,000*
Street Equipment Replacement Fund					***40,000***			***40,000***
Replace #2011 Pickup Truck (2012)	E-2024-006	3			35,000			*35,000*
Street Equipment Replacement Fund					***35,000***			***35,000***
Replace #3004 Low Bed Dump Truck (2005)	E-2024-008	3			70,000			*70,000*
Street Equipment Replacement Fund					***70,000***			***70,000***
Replace #2004 Passenger Vehicle (2009)	E-2024-009	3			20,000			*20,000*
Street Equipment Replacement Fund					***20,000***			***20,000***
Replace #2010/#0071 Pick Up Truck (2012)	E-2024-010	3			30,000			*30,000*
Street Equipment Replacement Fund					***30,000***			***30,000***
Replace #1005 Solid Waste Truck (2013)	E-2025-001	3				300,000		*300,000*
Street Equipment Replacement Fund						***300,000***		***300,000***
Replace #3002 LowBed Dump Truck (2012)	E-2025-002	3				70,000		*70,000*
Street Equipment Replacement Fund						***70,000***		***70,000***

Department	Project #	Priority	2022	2023	2024	2025	2026	Total
Replace #15 Roller (1999)	E-2025-004	3				50,000		*50,000*
Street Equipment Replacement Fund						***50,000***		***50,000***
Replace #9110 Trackless (2004)	E-2025-005	3				100,000		*100,000*
Street Equipment Replacement Fund						***100,000***		***100,000***
Replace #30 Roller (1999)	E-2025-006	3				0		*0*
Street Equipment Replacement Fund						***0***		***0***
Replace #2001 Pickup Truck (2013)	E-2025-007	3				35,000		*35,000*
Street Equipment Replacement Fund						***35,000***		***35,000***
Replace #0029 Skid Steer (2013)	E-2025-009	3				50,000		*50,000*
Street Equipment Replacement Fund						***50,000***		***50,000***
Replace #9109 Ball Diamond Groomer (1998)	E-2025-010	3				15,000		*15,000*
Street Equipment Replacement Fund						***15,000***		***15,000***
Replace #1006 Solid Waste Truck	E-2026-001	2					300,000	*300,000*
Street Equipment Replacement Fund							***300,000***	***300,000***
Replace #3010 Utility Truck	E-2026-002	2					65,000	*65,000*
Street Equipment Replacement Fund							***65,000***	***65,000***
Replace #9118 Turf Sweeper	E-2026-003	3					18,000	*18,000*
Street Equipment Replacement Fund							***18,000***	***18,000***
Replace #3011 Utility Van	E-2026-004	3					35,000	*35,000*
Street Equipment Replacement Fund							***35,000***	***35,000***
Replace #3006 Pick Up Truck	E-2026-005	3					35,000	*35,000*
Street Equipment Replacement Fund							***35,000***	***35,000***
Replace #0014 Tractor	E-2026-006	3					120,000	*120,000*
Street Equipment Replacement Fund							***120,000***	***120,000***
Replace #3009 Water Truck-used (2007)	E-2026-010	3					25,000	*25,000*
Street Equipment Replacement Fund							***25,000***	***25,000***
Equipment Replacement Total			**596,000**	**610,000**	**580,000**	**620,000**	**598,000**	***3,004,000***
GRAND TOTAL			**596,000**	**610,000**	**580,000**	**620,000**	**598,000**	***3,004,000***

Capital Improvements Plan

2022 *thru* 2026

City of Menasha, Wisconsin

Department Equipment Replacement
Contact Deputy Director-Public Works

Project # E-2022-001
Project Name Replace #3 LowBed Dump Truck (2008)

Type Equipment
Useful Life 12 years
Category Vehicles
Priority 3 Important

Account Number 741-1023-541.80-03

PASER Rating

Total Project Cost: $115,000

Description

Replace 2008 LowBed Dump Truck.
Miles used to date = 60,187

Justification

Expenditures	2022	2023	2024	2025	2026	Total
LowBed Dump Truck	115,000					115,000
Total	**115,000**					**115,000**

Funding Sources	2022	2023	2024	2025	2026	Total
Street Equipment Replacement Fund	115,000					115,000
Total	**115,000**					**115,000**

Budget Impact/Other

Maintenance costs to date = $35,425.56

BUDGET SAVINGS:
Maintenance costs per year = $3,542.56 (2022 costs, then 3% increase annually)

Budget Items	2022	2023	2024	2025	2026	Total
Maintenance Savings	3,543	3,649	3,759	3,872	3,988	18,811
Total	**3,543**	**3,649**	**3,759**	**3,872**	**3,988**	**18,811**

Capital Improvements Plan

2022 *thru* 2026

City of Menasha, Wisconsin

Department Equipment Replacement
Contact Deputy Director-Public Works

Project # E-2022-002
Project Name Replace #2014 Passenger Vehicle (2011)

Type Equipment
Useful Life 8 years
Category Vehicles
Priority 3 Important

Account Number 741-1023-541.80-03

PASER Rating

Total Project Cost: $25,000

Description

Replace 2011 Passenger Vehicle #2014
Miles used to date = 51,043

Justification

Expenditures	2022	2023	2024	2025	2026	Total
Passenger Vehicle	25,000					25,000
Total	**25,000**					**25,000**

Funding Sources	2022	2023	2024	2025	2026	Total
Street Equipment Replacement Fund	25,000					25,000
Total	**25,000**					**25,000**

Budget Impact/Other

Maintenance costs to date = $3,524.80

BUDGET SAVINGS:
Maintenance costs per year = $503.54 (2022 costs, then 3% increase annually)

Budget Items	2022	2023	2024	2025	2026	Total
Maintenance Savings	504	519	535	551	567	2,676
Total	**504**	**519**	**535**	**551**	**567**	**2,676**

Capital Improvements Plan

2022 *thru* 2026

City of Menasha, Wisconsin

Department Equipment Replacement
Contact Deputy Director-Public Works

Project # E-2022-004
Project Name Replace #0005 Bucket Truck (2001)

Type Equipment
Useful Life 7 years
Category Vehicles
Priority 3 Important

Account Number 741-1023-541.80-03

PASER Rating

Total Project Cost: $130,000

Description

Replace 2001 Bucket Truck #0005
Miles used to date = 34,523

Justification

Expenditures	2022	2023	2024	2025	2026	Total
Bucket Truck	130,000					130,000
Total	**130,000**					**130,000**

Funding Sources	2022	2023	2024	2025	2026	Total
Street Equipment Replacement Fund	130,000					130,000
Total	**130,000**					**130,000**

Budget Impact/Other

Maintenance costs to date = $5,532.55

BUDGET SAVINGS:
Maintenance costs per year = $1,383.14 (2022 costs, then 3% increase annually)

Budget Items	2022	2023	2024	2025	2026	Total
Maintenance Savings	1,383	1,424	1,467	1,511	1,557	7,342
Total	**1,383**	**1,424**	**1,467**	**1,511**	**1,557**	**7,342**

Capital Improvements Plan

2022 *thru* 2026

City of Menasha, Wisconsin

Department Equipment Replacement
Contact Deputy Director-Public Works

Project # E-2022-005
Project Name Replace #24 Mechanical Sweeper-Used (2002)

Type Equipment
Useful Life 15 years
Category Equipment: PW Equip
Priority 3 Important

Account Number 741-1023-541.80-03

PASER Rating

Total Project Cost: $165,000

Description

Replace 2002 Mechanical Sweeper #0024
Miles used to date = 46,498

Justification

Expenditures	2022	2023	2024	2025	2026	Total
Mechanical Sweeper	165,000					165,000
Total	**165,000**					**165,000**

Funding Sources	2022	2023	2024	2025	2026	Total
Street Equipment Replacement Fund	165,000					165,000
Total	**165,000**					**165,000**

Budget Impact/Other

Maintenance costs to date = $136,907.69

BUDGET SAVINGS:
Maintenance costs per year = $8,556.73 (2020 costs, then 3% increase annually)

Budget Items	2022	2023	2024	2025	2026	Total
Maintenance Savings	8,814	9,078	9,350	9,631	9,920	46,793
Total	**8,814**	**9,078**	**9,350**	**9,631**	**9,920**	**46,793**

Capital Improvements Plan

2022 *thru* 2026

City of Menasha, Wisconsin

Department Equipment Replacement
Contact Deputy Director-Public Works

Project # E-2022-007
Project Name Replace #2 Pickup Truck (2005)

Type Equipment
Useful Life 10 years
Category Vehicles
Priority 3 Important

Account Number 741-1023-541.80-03

PASER Rating

Total Project Cost: $35,000

Description

Replace 2005 Pickup Truck #0002
Miles used to date = 68,052

Justification

Expenditures	2022	2023	2024	2025	2026	Total
Pickup Truck	35,000					35,000
Total	**35,000**					**35,000**

Funding Sources	2022	2023	2024	2025	2026	Total
Street Equipment Replacement Fund	35,000					35,000
Total	**35,000**					**35,000**

Budget Impact/Other

Maintenance costs to date = $9,124.18

BUDGET SAVINGS:
Maintenance costs per year = $701.86 (2020 costs, then 3% increase annually)

Budget Items	2022	2023	2024	2025	2026	Total
Maintenance Savings	745	767	790	814	838	3,954
Total	**745**	**767**	**790**	**814**	**838**	**3,954**

Capital Improvements Plan

2022 *thru* 2026

City of Menasha, Wisconsin

Department Equipment Replacement
Contact Deputy Director-Public Works

Project # E-2022-008
Project Name Replace #0011 Low Bed Dump (2006)

Type Equipment
Useful Life 15 years
Category Equipment: PW Equip
Priority 3 Important

Account Number 741-1023-541.80-03

PASER Rating

Total Project Cost: $115,000

Description

Replace #11 low Bed Dump Truck

Justification

Expenditures	2022	2023	2024	2025	2026	Total
LowBed Dump Truck	115,000					115,000
Total	**115,000**					**115,000**

Funding Sources	2022	2023	2024	2025	2026	Total
Street Equipment Replacement Fund	115,000					115,000
Total	**115,000**					**115,000**

Budget Impact/Other

Maintenance costs to date = $28,703.98

BUDGET SAVINGS:
Maintenance costs per year = $1,594.67 (2021 costs, then 3% increase annually)

Budget Items	2022	2023	2024	2025	2026	Total
Maintenance Savings	1,643	1,692	1,743	1,795	1,849	8,722
Total	**1,643**	**1,692**	**1,743**	**1,795**	**1,849**	**8,722**

Capital Improvements Plan

2022 *thru* 2026

City of Menasha, Wisconsin

Department Equipment Replacement
Contact Deputy Director-Public Works

Project # E-2022-009
Project Name Lift Attachment

Type Unassigned
Useful Life
Category Unassigned
Priority n/a

Account Number

PASER Rating

Total Project Cost: $11,000

Description

Bobcat lift Attachment for areas the bucket truck can not go

Justification

We will need this for lights on the trestle trail, triming trees under power lines,

Expenditures	2022	2023	2024	2025	2026	Total
Other	11,000					11,000
Total	**11,000**					**11,000**

Funding Sources	2022	2023	2024	2025	2026	Total
Street Equipment Replacement Fund	11,000					11,000
Total	**11,000**					**11,000**

Budget Impact/Other

Capital Improvements Plan

2022 *thru* 2026

City of Menasha, Wisconsin

Department Equipment Replacement
Contact Deputy Director-Public Works

Project # E-2023-001
Project Name Replace #3003 Pickup Truck (2011)

Type Equipment
Useful Life 10 years
Category Vehicles
Priority 3 Important

Account Number 741-1023-541.80-03

PASER Rating

Total Project Cost: $35,000

Description

Replace 2011 Pickup Truck #3003
Miles used to date = 33,942

Justification

Expenditures	2022	2023	2024	2025	2026	Total
Pickup Truck		35,000				35,000
Total		**35,000**				**35,000**

Funding Sources	2022	2023	2024	2025	2026	Total
Street Equipment Replacement Fund		35,000				35,000
Total		**35,000**				**35,000**

Budget Impact/Other

Maintenance costs to date = $6,895.75

BUDGET SAVINGS:
Maintenance costs per year = $985.11 (2023 costs, then 3% increase annually)

Budget Items	2022	2023	2024	2025	2026	Total
Maintenance Savings		985	1,015	1,045	1,076	4,121
Total		**985**	**1,015**	**1,045**	**1,076**	**4,121**

Capital Improvements Plan

2022 *thru* 2026

City of Menasha, Wisconsin

Department Equipment Replacement
Contact Deputy Director-Public Works

Project # E-2023-002
Project Name Replace #1002 Solid Waste Truck (2012)

Type Equipment
Useful Life 10 years
Category Vehicles
Priority 3 Important

Account Number 741-1023-541.80-03

PASER Rating

Total Project Cost: $300,000

Description

Replace 2012 Solid Waste Truck.
Miles used to date = 71,454

Justification

Expenditures	2022	2023	2024	2025	2026	Total
Solid Waste Truck		300,000				300,000
Total		**300,000**				**300,000**

Funding Sources	2022	2023	2024	2025	2026	Total
Street Equipment Replacement Fund		300,000				300,000
Total		**300,000**				**300,000**

Budget Impact/Other

Maintenance costs to date = $75,890.37

BUDGET SAVINGS:
Maintenance costs per year = $12,648.40 (2023 costs, then 3% increase annually)

Budget Items	2022	2023	2024	2025	2026	Total
Maintenance Savings		12,648	13,027	13,418	13,821	52,914
Total		**12,648**	**13,027**	**13,418**	**13,821**	**52,914**

Capital Improvements Plan

2022 *thru* 2026

City of Menasha, Wisconsin

Department Equipment Replacement
Contact Deputy Director-Public Works

Project # E-2023-003
Project Name Replace #26 Dump Truck (2002)

Type Equipment
Useful Life 16 years
Category Vehicles
Priority 3 Important

Account Number 741-1023-541.80-03

PASER Rating

Total Project Cost: $210,000

Description

Replace 2002 Dump Truck.
Miles used to date = 73,412

Justification

Expenditures	2022	2023	2024	2025	2026	Total
Dump Truck		210,000				210,000
Total		**210,000**				**210,000**

Funding Sources	2022	2023	2024	2025	2026	Total
Street Equipment Replacement Fund		210,000				210,000
Total		**210,000**				**210,000**

Budget Impact/Other

Maintenance costs to date = $129,236.42

BUDGET SAVINGS:
Maintenance costs per year = $8,077.28 (2022 costs, then 3% increase annually)

Budget Items	2022	2023	2024	2025	2026	Total
Maintenance Savings		8,077	8,319	8,569	8,826	33,791
Total		**8,077**	**8,319**	**8,569**	**8,826**	**33,791**

Capital Improvements Plan

2022 *thru* 2026

City of Menasha, Wisconsin

Department Equipment Replacement
Contact Director of Public Works

Project # E-2023-005
Project Name Replace #71/#2010 -Pick Up Truck (2004)

Type Equipment
Useful Life 12 years
Category Vehicles
Priority 3 Important

Account Number

PASER Rating

Total Project Cost: $30,000

Description

Replace pick up #0071 or #2010 with new truck.

Justification

Expenditures	2022	2023	2024	2025	2026	Total
Pickup Truck		30,000				30,000
Total		30,000				30,000

Funding Sources	2022	2023	2024	2025	2026	Total
Street Equipment Replacement Fund		30,000				30,000
Total		30,000				30,000

Budget Impact/Other

Capital Improvements Plan

2022 *thru* 2026

City of Menasha, Wisconsin

Department Equipment Replacement
Contact Deputy Director-Public Works

Project # E-2023-006
Project Name Replace #3007 Pickup Truck (2006)

Type Equipment
Useful Life 10 years
Category Vehicles
Priority 3 Important

Account Number 741-1023-541.80-03

PASER Rating

Total Project Cost: $35,000

Description

Replace 2006 Pickup Truck.
Miles used to date = 97,045

Justification

Expenditures	2022	2023	2024	2025	2026	Total
Pickup Truck		35,000				35,000
Total		**35,000**				**35,000**

Funding Sources	2022	2023	2024	2025	2026	Total
Street Equipment Replacement Fund		35,000				35,000
Total		**35,000**				**35,000**

Budget Impact/Other

Maintenance costs to date = $11,376.24

BUDGET SAVINGS:
Maintenance costs per year = $1,034.20 (2022 costs, then 3% increase annually)

Budget Items	2022	2023	2024	2025	2026	Total
Maintenance Savings	1,034	1,065	1,097	1,130	1,164	5,490
Total	**1,034**	**1,065**	**1,097**	**1,130**	**1,164**	**5,490**

Capital Improvements Plan

2022 *thru* 2026

City of Menasha, Wisconsin

Department Equipment Replacement
Contact Director of Public Works

Project # E-2024-0009
Project Name Replace #9027 Leaf Vacuum Trailer (2001)

Type Equipment
Useful Life 15 years
Category Equipment: PW Equip
Priority 3 Important

Account Number

PASER Rating

Total Project Cost: $85,000

Description

Replacement of pull behind leaf vacuum trailer

Justification

Expenditures	2022	2023	2024	2025	2026	Total
Leaf Machine			85,000			85,000
Total			85,000			85,000

Funding Sources	2022	2023	2024	2025	2026	Total
Street Equipment Replacement Fund			85,000			85,000
Total			85,000			85,000

Budget Impact/Other

Capital Improvements Plan

2022 *thru* 2026

City of Menasha, Wisconsin

Department Equipment Replacement
Contact Deputy Director-Public Works

Project # E-2024-001
Project Name Replace #4 Dump Truck (2008)

Type Equipment
Useful Life 18 years
Category Vehicles
Priority 3 Important

Account Number 741-1023-541.80-03

PASER Rating

Total Project Cost: $200,000

Description

Replace 2008 Dump Truck.
Miles used to date = 23,268

Justification

Expenditures	2022	2023	2024	2025	2026	Total
Dump Truck			200,000			200,000
Total			**200,000**			**200,000**

Funding Sources	2022	2023	2024	2025	2026	Total
Street Equipment Replacement Fund			200,000			200,000
Total			**200,000**			**200,000**

Budget Impact/Other

Maintenance costs to date = $28,969.79

BUDGET SAVINGS:
Maintenance costs per year = $2,896.98 (2025 costs, then 3% increase annually)

Budget Items	2022	2023	2024	2025	2026	Total
Maintenance Savings				2,897	2,984	5,881
Total				**2,897**	**2,984**	**5,881**

Capital Improvements Plan

2022 *thru* 2026

City of Menasha, Wisconsin

Department Equipment Replacement
Contact Deputy Director-Public Works

Project # E-2024-003
Project Name Replace #70 Utility Truck (2012)

Type Equipment
Useful Life 12 years
Category Vehicles
Priority 3 Important

Account Number 741-1023-541.80-03

PASER Rating

Total Project Cost: $100,000

Description

Replace 2012 Utility Truck.
Miles used to date = 15,579

Justification

Expenditures	2022	2023	2024	2025	2026	Total
Utility Truck			100,000			100,000
Total			**100,000**			**100,000**

Funding Sources	2022	2023	2024	2025	2026	Total
Street Equipment Replacement Fund			100,000			100,000
Total			**100,000**			**100,000**

Budget Impact/Other

Maintenance costs to date = $5,445.04

BUDGET SAVINGS:
Maintenance costs per year = $907.51 (2024 costs, then 3% increase annually)

Budget Items	2022	2023	2024	2025	2026	Total
Maintenance Savings			908	935	963	2,806
Total			**908**	**935**	**963**	**2,806**

Capital Improvements Plan

2022 *thru* 2026

City of Menasha, Wisconsin

Department Equipment Replacement
Contact Deputy Director-Public Works

Project # E-2024-004
Project Name Replace #0045 Fork Lift (2011)

Type Equipment
Useful Life 15 years
Category Equipment: PW Equip
Priority 3 Important

Account Number 741-1023-541.80-03

PASER Rating

Total Project Cost: $40,000

Description

Replace 2011 Fork Lift.
Hours used to date = 2,714

Justification

Expenditures	2022	2023	2024	2025	2026	Total
Fork Lift			40,000			40,000
Total			**40,000**			**40,000**

Funding Sources	2022	2023	2024	2025	2026	Total
Street Equipment Replacement Fund			40,000			40,000
Total			**40,000**			**40,000**

Budget Impact/Other

Maintenance costs to date = $3,258.63

BUDGET SAVINGS:
Maintenance costs per year = $407.33 (2021 costs, then 3% increase annually)

Budget Items	2022	2023	2024	2025	2026	Total
Maintenance Savings	419	432	445	458	472	2,226
Total	**419**	**432**	**445**	**458**	**472**	**2,226**

Capital Improvements Plan

2022 *thru* 2026

City of Menasha, Wisconsin

Department Equipment Replacement
Contact Deputy Director-Public Works

Project # E-2024-006
Project Name Replace #2011 Pickup Truck (2012)

Type Equipment
Useful Life 10 years
Category Vehicles
Priority 3 Important

Account Number 741-1023-541.80-03

PASER Rating

Total Project Cost: $35,000

Description

Replace 2012 Pickup Truck.
Miles used to date = 39,858

Justification

Expenditures	2022	2023	2024	2025	2026	Total
Pickup Truck			35,000			35,000
Total			**35,000**			**35,000**

Funding Sources	2022	2023	2024	2025	2026	Total
Street Equipment Replacement Fund			35,000			35,000
Total			**35,000**			**35,000**

Budget Impact/Other

Maintenance costs to date = $2,698.38

BUDGET SAVINGS:
Maintenance costs per year = $436.88 (2023 costs, then 3% increase annually)

Budget Items	2022	2023	2024	2025	2026	Total
Maintenance Savings		437	450	464	478	1,829
Total		**437**	**450**	**464**	**478**	**1,829**

Capital Improvements Plan

2022 *thru* 2026

City of Menasha, Wisconsin

Department Equipment Replacement
Contact Deputy Director-Public Works

Project # E-2024-008
Project Name Replace #3004 Low Bed Dump Truck (2005)

Type Equipment
Useful Life 12 years
Category Vehicles
Priority 3 Important

Account Number 741-1023-541.80-03

PASER Rating

Total Project Cost: $70,000

Description

Replace 2005 LowBed Dump Truck.
Miles used to date = 39,362

Justification

Expenditures	2022	2023	2024	2025	2026	Total
LowBed Dump Truck			70,000			70,000
Total			**70,000**			**70,000**

Funding Sources	2022	2023	2024	2025	2026	Total
Street Equipment Replacement Fund			70,000			70,000
Total			**70,000**			**70,000**

Budget Impact/Other

Maintenance costs to date = $8,762.24

BUDGET SAVINGS:
Maintenance costs per year = $730.19 (2022 costs, then 3% increase annually)

Budget Items	2022	2023	2024	2025	2026	Total
Maintenance Savings	730	752	774	798	822	3,876
Total	**730**	**752**	**774**	**798**	**822**	**3,876**

Capital Improvements Plan

2022 *thru* 2026

City of Menasha, Wisconsin

Department Equipment Replacement
Contact Deputy Director-Public Works

Project # E-2024-009
Project Name Replace #2004 Passenger Vehicle (2009)

Type Equipment
Useful Life 8 years
Category Vehicles
Priority 3 Important

Account Number 741-1023-541.80-03

PASER Rating

Total Project Cost: $20,000

Description

Replace 2009 Passenger Vehicle.
Miles used to date = 52,602

Justification

Expenditures	2022	2023	2024	2025	2026	Total
Passenger Vehicle			20,000			20,000
Total			**20,000**			**20,000**

Funding Sources	2022	2023	2024	2025	2026	Total
Street Equipment Replacement Fund			20,000			20,000
Total			**20,000**			**20,000**

Budget Impact/Other

Maintenance costs to date = $3,077.71

BUDGET SAVINGS:
Maintenance costs per year = $439.67 (2022 costs, then 3% increase annually)

Budget Items	2022	2023	2024	2025	2026	Total
Maintenance Savings	440	453	467	481	495	2,336
Total	**440**	**453**	**467**	**481**	**495**	**2,336**

Capital Improvements Plan

2022 *thru* 2026

City of Menasha, Wisconsin

Department Equipment Replacement
Contact Director of Public Works

Project # E-2024-010
Project Name Replace #2010/#0071 Pick Up Truck (2012)

Type Equipment
Useful Life 12 years
Category Vehicles
Priority 3 Important

Account Number

PASER Rating

Total Project Cost: $30,000

Description

Replace either #2010 or #0071 -Small Pick up Truck

Justification

Expenditures	2022	2023	2024	2025	2026	Total
Pickup Truck			30,000			30,000
Total			**30,000**			**30,000**

Funding Sources	2022	2023	2024	2025	2026	Total
Street Equipment Replacement Fund			30,000			30,000
Total			**30,000**			**30,000**

Budget Impact/Other

Capital Improvements Plan

2022 *thru* 2026

City of Menasha, Wisconsin

Department Equipment Replacement
Contact Deputy Director-Public Works

Project # E-2025-001
Project Name Replace #1005 Solid Waste Truck (2013)

Type Equipment
Useful Life 10 years
Category Vehicles
Priority 3 Important

Account Number 741-1023-541.80-03

PASER Rating

Total Project Cost: $300,000

Description

Replace 2013 Solid Waste Truck.
Miles used to date = 66,916

Justification

Expenditures	2022	2023	2024	2025	2026	Total
Solid Waste Truck				300,000		300,000
Total				**300,000**		**300,000**

Funding Sources	2022	2023	2024	2025	2026	Total
Street Equipment Replacement Fund				300,000		300,000
Total				**300,000**		**300,000**

Budget Impact/Other

Maintenance costs to date = $53,316.46

BUDGET SAVINGS:
Maintenance costs per year = $10,663.29 (2024 costs, then 3% increase annually)

Budget Items	2022	2023	2024	2025	2026	Total
Maintenance Savings			10,663	10,983	11,312	32,958
Total			**10,663**	**10,983**	**11,312**	**32,958**

Capital Improvements Plan

2022 *thru* 2026

City of Menasha, Wisconsin

Department Equipment Replacement
Contact Deputy Director-Public Works

Project # E-2025-002
Project Name Replace #3002 LowBed Dump Truck (2012)

Type Equipment
Useful Life 12 years
Category Vehicles
Priority 3 Important

Account Number 741-1023-541.80-03

PASER Rating

Total Project Cost: $70,000

Description

Replace 2012 LowBed Dump Truck.
Miles used to date = 25,024

Justification

Expenditures	2022	2023	2024	2025	2026	Total
LowBed Dump Truck				70,000		70,000
Total				**70,000**		**70,000**

Funding Sources	2022	2023	2024	2025	2026	Total
Street Equipment Replacement Fund				70,000		70,000
Total				**70,000**		**70,000**

Budget Impact/Other

Maintenance costs to date = $4,804.85

BUDGET SAVINGS:
Maintenance costs per year = $800.81 (2025 costs, then 3% increase annually)

Budget Items	2022	2023	2024	2025	2026	Total
Maintenance Savings				801	825	1,626
Total				**801**	**825**	**1,626**

Capital Improvements Plan

2022 *thru* 2026

City of Menasha, Wisconsin

Department Equipment Replacement
Contact Deputy Director-Public Works

Project # E-2025-004
Project Name Replace #15 Roller (1999)

Type Equipment
Useful Life 25 years
Category Equipment: PW Equip
Priority 3 Important

Account Number 741-1023-541.80-03

PASER Rating

Total Project Cost: $50,000

Description

Replace 1999 Roller equipment.
Hours used to date = 1,181

Justification

Expenditures	2022	2023	2024	2025	2026	Total
Roller				50,000		50,000
Total				**50,000**		**50,000**

Funding Sources	2022	2023	2024	2025	2026	Total
Street Equipment Replacement Fund				50,000		50,000
Total				**50,000**		**50,000**

Budget Impact/Other

Maintenance costs to date = $3,452.65

BUDGET SAVINGS:
Maintenance costs per year = $191.81 (2024 costs, then 3% increase annually)

Budget Items	2022	2023	2024	2025	2026	Total
Maintenance Savings			192	198	204	594
Total			**192**	**198**	**204**	**594**

Capital Improvements Plan

2022 *thru* 2026

City of Menasha, Wisconsin

Department Equipment Replacement
Contact Deputy Director-Public Works

Project # E-2025-005
Project Name Replace #9110 Trackless (2004)

Type Equipment
Useful Life 20 years
Category Equipment: PW Equip
Priority 3 Important

Account Number 741-1023-541.80-03

PASER Rating

Total Project Cost: $100,000

Description

Replace 2004 Trackless equipment.
Hours used to date = 2,291

Justification

Expenditures	2022	2023	2024	2025	2026	Total
Trackless				100,000		100,000
Total				**100,000**		**100,000**

Funding Sources	2022	2023	2024	2025	2026	Total
Street Equipment Replacement Fund				100,000		100,000
Total				**100,000**		**100,000**

Budget Impact/Other

Maintenance costs to date = $37,764.47

BUDGET SAVINGS:
Maintenance costs per year = $2,697.46 (2025 costs, then 3% increase annually)

Budget Items	2022	2023	2024	2025	2026	Total
Maintenance Savings				2,697	2,778	5,475
Total				**2,697**	**2,778**	**5,475**

Capital Improvements Plan

2022 *thru* 2026

City of Menasha, Wisconsin

Department Equipment Replacement
Contact Deputy Director-Public Works

Project # E-2025-006
Project Name Replace #30 Roller (1999)

Type Equipment
Useful Life 25 years
Category Equipment: PW Equip
Priority 3 Important

Account Number 741-1023-541.80-03

PASER Rating

Total Project Cost: $0

Description

Replace 1999 Roller.
Hours used to date = 1,696

Justification

Expenditures	2022	2023	2024	2025	2026	Total
Roller				0		0
Total				**0**		**0**

Funding Sources	2022	2023	2024	2025	2026	Total
Street Equipment Replacement Fund				0		0
Total				**0**		**0**

Budget Impact/Other

Maintenance costs to date = $7,386.03

BUDGET SAVINGS:
Maintenance costs per year = $410.34 (2025 costs, then 3% increase annually)

Budget Items	2022	2023	2024	2025	2026	Total
Maintenance Savings				410	422	832
Total				**410**	**422**	**832**

Capital Improvements Plan

2022 *thru* 2026

City of Menasha, Wisconsin

Department Equipment Replacement
Contact Deputy Director-Public Works

Project # E-2025-007
Project Name Replace #2001 Pickup Truck (2013)

Type Equipment
Useful Life 10 years
Category Vehicles
Priority 3 Important

Account Number 741-1023-541.80-03

PASER Rating

Total Project Cost: $35,000

Description

Replace 2013 Pickup Truck.
Miles used to date = 51,114

Justification

Expenditures	2022	2023	2024	2025	2026	Total
Pickup Truck				35,000		35,000
Total				**35,000**		**35,000**

Funding Sources	2022	2023	2024	2025	2026	Total
Street Equipment Replacement Fund				35,000		35,000
Total				**35,000**		**35,000**

Budget Impact/Other

Maintenance costs to date = $4,409.74

BUDGET SAVINGS:
Maintenance costs per year = $881.95 (2024 costs, then 3% increase annually)

Budget Items	2022	2023	2024	2025	2026	Total
Maintenance Savings			882	908	936	2,726
Total			**882**	**908**	**936**	**2,726**

Capital Improvements Plan

2022 *thru* 2026

City of Menasha, Wisconsin

Department Equipment Replacement
Contact Deputy Director-Public Works

Project # E-2025-009
Project Name Replace #0029 Skid Steer (2013)

Type Equipment
Useful Life 12 years
Category Equipment: PW Equip
Priority 3 Important

Account Number 741-1023-541.80-03

PASER Rating

Total Project Cost: $50,000

Description

Replace 2013 Skid Steer.
Hours used to date = 2,306

Justification

Expenditures	2022	2023	2024	2025	2026	Total
Skid Steer				50,000		50,000
Total				**50,000**		**50,000**

Funding Sources	2022	2023	2024	2025	2026	Total
Street Equipment Replacement Fund				50,000		50,000
Total				**50,000**		**50,000**

Budget Impact/Other

Maintenance costs to date = $15,680.29

BUDGET SAVINGS:
Maintenance costs per year = $3,136.06 (2025 costs, then 3% increase annually)

Budget Items	2022	2023	2024	2025	2026	Total
Maintenance Savings				3,136	3,230	6,366
Total				**3,136**	**3,230**	**6,366**

Capital Improvements Plan

2022 *thru* 2026

City of Menasha, Wisconsin

Department Equipment Replacement
Contact Deputy Director-Public Works

Project # E-2025-010
Project Name Replace #9109 Ball Diamond Groomer (1998)

Type Equipment
Useful Life 15 years
Category Equipment: PW Equip
Priority 3 Important

Account Number 741-1023-541.80-03

PASER Rating

Total Project Cost: $15,000

Description

Replace 1998 Ball Diamond Groomer equipment.
Hours used to date = 1,747

Justification

Expenditures	2022	2023	2024	2025	2026	Total
Ball Diamond Groomer				15,000		15,000
Total				**15,000**		**15,000**

Funding Sources	2022	2023	2024	2025	2026	Total
Street Equipment Replacement Fund				15,000		15,000
Total				**15,000**		**15,000**

Budget Impact/Other

Maintenance costs to date = $6,041.42

BUDGET SAVINGS:
Maintenance costs per year = $302.07 (2020 costs, then 3% increase annually)

Budget Items	2022	2023	2024	2025	2026	Total
Maintenance Savings	320	330	340	350	361	1,701
Total	**320**	**330**	**340**	**350**	**361**	**1,701**

Capital Improvements Plan

2022 *thru* 2026

City of Menasha, Wisconsin

Department Equipment Replacement
Contact Deputy Director-Public Works

Project # E-2026-001
Project Name Replace #1006 Solid Waste Truck

Type Equipment
Useful Life 12 years
Category Vehicles
Priority 2 Very Important

Account Number 741-1023-541.80-03

PASER Rating

Total Project Cost: $300,000

Description

Replace #1006 solid waste truck

Justification

Expenditures	2022	2023	2024	2025	2026	Total
Solid Waste Truck					300,000	300,000
Total					300,000	300,000

Funding Sources	2022	2023	2024	2025	2026	Total
Street Equipment Replacement Fund					300,000	300,000
Total					300,000	300,000

Budget Impact/Other

Capital Improvements Plan

2022 *thru* 2026

City of Menasha, Wisconsin

Department Equipment Replacement
Contact Deputy Director-Public Works

Project # E-2026-002
Project Name Replace #3010 Utility Truck

Type Equipment
Useful Life 12 years
Category Vehicles
Priority 2 Very Important

Account Number 741-1023-541.80-03

PASER Rating

Total Project Cost: $65,000

Description

Reolace #3010 utility truck

Justification

Expenditures	2022	2023	2024	2025	2026	Total
Utility Truck					65,000	65,000
Total					**65,000**	**65,000**

Funding Sources	2022	2023	2024	2025	2026	Total
Street Equipment Replacement Fund					65,000	65,000
Total					**65,000**	**65,000**

Budget Impact/Other

Capital Improvements Plan

2022 *thru* 2026

City of Menasha, Wisconsin

Department Equipment Replacement
Contact Deputy Director-Public Works

Project # E-2026-003
Project Name Replace #9118 Turf Sweeper

Type Equipment
Useful Life 20 years
Category Equipment: PW Equip
Priority 3 Important

Account Number 741-1023-541.80-03

PASER Rating

Total Project Cost: $18,000

Description

Replace #9118 turf sweeper

Justification

Expenditures	2022	2023	2024	2025	2026	Total
Turf Sweeper					18,000	18,000
Total					**18,000**	**18,000**

Funding Sources	2022	2023	2024	2025	2026	Total
Street Equipment Replacement Fund					18,000	18,000
Total					**18,000**	**18,000**

Budget Impact/Other

Capital Improvements Plan

2022 *thru* 2026

City of Menasha, Wisconsin

Department Equipment Replacement
Contact Deputy Director-Public Works

Project # E-2026-004
Project Name Replace #3011 Utility Van

Type Equipment
Useful Life 10 years
Category Vehicles
Priority 3 Important

Account Number 741-1023-541.80-03

PASER Rating

Total Project Cost: $35,000

Description

Replace #3011 utility van

Justification

Expenditures	2022	2023	2024	2025	2026	Total
Utility Van					35,000	35,000
Total					35,000	35,000

Funding Sources	2022	2023	2024	2025	2026	Total
Street Equipment Replacement Fund					35,000	35,000
Total					35,000	35,000

Budget Impact/Other

Capital Improvements Plan

2022 *thru* 2026

City of Menasha, Wisconsin

Department Equipment Replacement
Contact Deputy Director-Public Works

Project # E-2026-005
Project Name Replace #3006 Pick Up Truck

Type Equipment
Useful Life 10 years
Category Vehicles
Priority 3 Important

Account Number 741-1023-541.80-03

PASER Rating

Total Project Cost: $35,000

Description

Replace #3006 pick up truck

Justification

Expenditures	2022	2023	2024	2025	2026	Total
Pickup Truck					35,000	35,000
Total					**35,000**	**35,000**

Funding Sources	2022	2023	2024	2025	2026	Total
Street Equipment Replacement Fund					35,000	35,000
Total					**35,000**	**35,000**

Budget Impact/Other

Capital Improvements Plan

2022 *thru* 2026

City of Menasha, Wisconsin

Department Equipment Replacement
Contact Deputy Director-Public Works

Project # E-2026-006
Project Name Replace #0014 Tractor

Type Equipment
Useful Life 20 years
Category Vehicles
Priority 3 Important

Account Number 741-1023-541.80-03

PASER Rating

Total Project Cost: $120,000

Description

Replace #14 tractor

Justification

Expenditures	2022	2023	2024	2025	2026	Total
Tractor					120,000	120,000
Total					**120,000**	**120,000**

Funding Sources	2022	2023	2024	2025	2026	Total
Street Equipment Replacement Fund					120,000	120,000
Total					**120,000**	**120,000**

Budget Impact/Other

Capital Improvements Plan

2022 *thru* 2026

City of Menasha, Wisconsin

Department Equipment Replacement
Contact Deputy Director-Public Works

Project # E-2026-010
Project Name Replace #3009 Water Truck-used (2007)

Type Equipment
Useful Life 10 years
Category Vehicles
Priority 3 Important

Account Number 741-1023-541.80-03

PASER Rating

Total Project Cost: $25,000

Description

Replace 2007 Used Water Truck.
Miles used to date = 234,621

Justification

Expenditures	2022	2023	2024	2025	2026	Total
Water Truck-used					25,000	25,000
Total					**25,000**	**25,000**

Funding Sources	2022	2023	2024	2025	2026	Total
Street Equipment Replacement Fund					25,000	25,000
Total					**25,000**	**25,000**

Budget Impact/Other

Maintenance costs to date = $3,045.86

BUDGET SAVINGS:
Maintenance costs per year = $1,522.93 (2025 costs, then 3% increase annually)

Budget Items	2022	2023	2024	2025	2026	Total
Maintenance Savings				1,523	1,569	3,092
Total				**1,523**	**1,569**	**3,092**

THIS PAGE IS INTENTIONALLY LEFT BLANK

City of Menasha, Wisconsin

Capital Improvements Plan

2022 thru 2026

PROJECTS & FUNDING SOURCES BY DEPARTMENT

Department	Project #	Priority	2022	2023	2024	2025	2026	Total
Fire Department								
Fire Equipment Replacement Program	F-2022-001	2	9,838	9,838	9,838	9,838	9,838	*49,190*
General Obligation Debt			***9,838***	***9,838***	***9,838***	***9,838***	***9,838***	***49,190***
PPF-NMFD Side HVAC Digital Control Upgrade	F-2022-002	4	48,000					*48,000*
General Obligation Debt			***48,000***					***48,000***
Fire Engine	F-2022-003	3	265,613					*265,613*
General Obligation Debt			***265,613***					***265,613***
Training Division Pick-up Truck	F-2023-001	3		21,643				*21,643*
General Obligation Debt				***21,643***				***21,643***
Portable Radios	F-2023-002	2		118,050				*118,050*
General Obligation Debt				***118,050***				***118,050***
Fire Engine	F-2024-001	3			314,800			*314,800*
General Obligation Debt					***314,800***			***314,800***
Heavy Duty Pick-Up Truck	F-2025-001	3				31,480		*31,480*
General Obligation Debt						***31,480***		***31,480***
New Staff Car	F-2025-002	3				15,740		*15,740*
General Obligation Debt						***15,740***		***15,740***
Used Ambulance	F-2025-003	3				9,838		*9,838*
General Obligation Debt						***9,838***		***9,838***
Fire Department Total			**323,451**	**149,531**	**324,638**	**66,896**	**9,838**	***874,354***
GRAND TOTAL			**323,451**	**149,531**	**324,638**	**66,896**	**9,838**	***874,354***

Capital Improvements Plan

2022 *thru* 2026

City of Menasha, Wisconsin

Department Fire Department
Contact Fire Chief

Project # F-2022-001
Project Name Fire Equipment Replacement Program

Type Equipment
Useful Life 15 years
Category Equipment - Fire
Priority 2 Very Important

Account Number

PASER Rating

Total Project Cost: $79,526

Description

Replacement of major fire equipment, such as:
New thermal imaging cameras, mobile data computers, hazmat meter monitors, automatic external defibrillator, extractors, radios, etc.

Total projected cost = $25,000.
City of Menasha share = $9,838
City of Menasha is responsible for fixed percentage as agreed to in the Fire Consolidation Agreement. 2020 cost distribution formula (39.35%) is used for budgeting purposes.

Justification

Expenditures	2022	2023	2024	2025	2026	Total
Equipment - Fire	9,838	9,838	9,838	9,838	9,838	49,190
Total	**9,838**	**9,838**	**9,838**	**9,838**	**9,838**	**49,190**

Funding Sources	2022	2023	2024	2025	2026	Total
General Obligation Debt	9,838	9,838	9,838	9,838	9,838	49,190
Total	**9,838**	**9,838**	**9,838**	**9,838**	**9,838**	**49,190**

Budget Impact/Other

Capital Improvements Plan

2022 *thru* 2026

City of Menasha, Wisconsin

Department Fire Department
Contact Deputy Director-Public Works

Project # F-2022-002
Project Name PPF-NMFD Side HVAC Digital Control Upgrade

Type Improvement
Useful Life 15 years
Category Buildings
Priority 4 Less Important

Account Number

PASER Rating

Total Project Cost: $48,000

Description

Replacement of existing pnuematic dampers, actuators and sensors to digital devices at Station 35.

This project is 100% funded by the City of Menasha.

Justification

Ease of control of the HVAC system, more flexible in controlling the systems with more accurate control resulting in a more energy efficient system. Two phases- PD 2020

Expenditures	2022	2023	2024	2025	2026	Total
Construction/Maintenance	48,000					48,000
Total	**48,000**					**48,000**

Funding Sources	2022	2023	2024	2025	2026	Total
General Obligation Debt	48,000					48,000
Total	**48,000**					**48,000**

Budget Impact/Other

Energy savings expected - 10 to 15 %

Capital Improvements Plan

2022 *thru* 2026

City of Menasha, Wisconsin

Department Fire Department
Contact Fire Chief

Project # F-2022-003
Project Name Fire Engine

Type Equipment
Useful Life 20 years
Category Equipment - Fire
Priority 3 Important

Account Number

PASER Rating

Total Project Cost: $265,613

Description

New engine to replace a 2005 Pierce Quantum engine. Total projected cost for the new engine and necessary equipment is $675,000. The 1997 Pierce Saber would be moved to reserve status and used when front line vehicles are down and/or an additional vehicle is needed for a major incident.

Total projected cost = $675,000
City of Menasha share = $265,613
City of Menasha is responsible for fixed percentage as agreed to in the Fire Consolidation Agreement. 2020 cost distribution formula (39.35%) is used for budgeting purposes.

Justification

Expenditures	2022	2023	2024	2025	2026	Total
Fire Engine	265,613					265,613
Total	**265,613**					**265,613**

Funding Sources	2022	2023	2024	2025	2026	Total
General Obligation Debt	265,613					265,613
Total	**265,613**					**265,613**

Budget Impact/Other

Capital Improvements Plan

2022 *thru* 2026

City of Menasha, Wisconsin

Department Fire Department
Contact Fire Chief

Project # F-2023-001
Project Name Training Division Pick-up Truck

Type Equipment
Useful Life
Category Equipment - Fire
Priority 3 Important

Account Number

PASER Rating

Total Project Cost: $21,643

Description

Replace the Training Division's Pick-up Truck for a total cost of $55,000. This includes the price of the vehicle and all necessary equipment. The new vehicle will also serve as back-up vehicle for Command #32. The old vehicle will move down to a staff vehicle.

Total projected cost = $55,000
City of Menasha share = $21,643
City of Menasha is responsible for fixed percentage as agreed to in the Fire Consolidation Agreement. 2020 cost distribution formula (39.35%) is used for budgeting purposes.

Justification

Expenditures	2022	2023	2024	2025	2026	Total
Pickup Truck		21,643				21,643
Total		**21,643**				**21,643**

Funding Sources	2022	2023	2024	2025	2026	Total
General Obligation Debt		21,643				21,643
Total		**21,643**				**21,643**

Budget Impact/Other

Capital Improvements Plan

2022 *thru* 2026

City of Menasha, Wisconsin

Department	Fire Department
Contact	Fire Chief
Type	Equipment
Useful Life	10 years
Category	Equipment - Fire
Priority	2 Very Important

Project # F-2023-002

Project Name Portable Radios

Account Number

PASER Rating

Total Project Cost: $118,050

Description

Replacement of Fire Department portable radios.

This replacement plan will include 50 new portable radios, 75 spare batteries, bank chargers and accessories.

Total project cost=$300,000
City of Mensha Share=$118,050
City of Menasha is responsible for a fixed percentage as aggreed to in the Fire Consolidaton Agreement. 2020 cost distribution formula (39.35%) is used for budgeting purposes.

Justification

Motorola will be ending support for the current radios.

Radios are part of a County Wide system and it is a requirement of the County that only approved and current radios are allowed on the system.

Expenditures	2022	2023	2024	2025	2026	Total
Equipment - Fire		118,050				118,050
Total		**118,050**				**118,050**

Funding Sources	2022	2023	2024	2025	2026	Total
General Obligation Debt		118,050				118,050
Total		**118,050**				**118,050**

Budget Impact/Other

Capital Improvements Plan

2022 *thru* 2026

City of Menasha, Wisconsin

Department Fire Department
Contact Fire Chief

Project # F-2024-001
Project Name Fire Engine

Type Equipment
Useful Life 20 years
Category Equipment - Fire
Priority 3 Important

Account Number

PASER Rating

Total Project Cost: $314,800

Description

New rescue/engine to replace a 2005 Pierce Quantum reserve engine and extraction tools. The 2008 Pierce Velocity would be moved to reserve status.

Total project cost (includes necessary equipment)=$800,000
City of Menasha share =$314,800
City of Menasha is responsible for a fixed percentage as aggreed to in the Fire Consolidation Agreement. 2020 cost distribution formula (39.35%) is used for budgeting purposes.

Justification

Expenditures	2022	2023	2024	2025	2026	Total
Fire Engine			314,800			314,800
Total			**314,800**			**314,800**

Funding Sources	2022	2023	2024	2025	2026	Total
General Obligation Debt			314,800			314,800
Total			**314,800**			**314,800**

Budget Impact/Other

Capital Improvements Plan

2022 *thru* 2026

City of Menasha, Wisconsin

Department Fire Department
Contact Fire Chief

Project # F-2025-001
Project Name Heavy Duty Pick-Up Truck

Type Equipment
Useful Life 15 years
Category Equipment - Fire
Priority 3 Important

Account Number

PASER Rating

Total Project Cost: $31,480

Description

New Heavy Duty Pick-Up Truck to replace Car 32 which is a 2014 F250. The 2014 vehicle will be moved from front line status to a staff vehicle. It will also be used as a back-up for when Car 32 is out of service.

Total projects cost (including lettering and necessary equipment)=$80,000
City of Menasha share= $31,480
City of Menasha is responsible for a fixed percentage as aggreed to in the Fire Consolidation Agreement. 2020 cost distribubtion formula of (39.35%) is used for budgeting purposes

Justification

Expenditures	2022	2023	2024	2025	2026	Total
Fire Pick-Up Truck				31,480		31,480
Total				**31,480**		**31,480**

Funding Sources	2022	2023	2024	2025	2026	Total
General Obligation Debt				31,480		31,480
Total				**31,480**		**31,480**

Budget Impact/Other

Capital Improvements Plan

2022 *thru* 2026

City of Menasha, Wisconsin

Department	Fire Department
Contact	Fire Chief
Type	Equipment
Useful Life	10 years
Category	Equipment - Fire
Priority	3 Important

Project # F-2025-002

Project Name New Staff Car

Account Number

PASER Rating

Total Project Cost: **$15,740**

Description

A new staff car to replace a 2008 Chevy Impala. The 2008 vehicle would be sold

Total project cost (including lettering and necessary equipment)=$40,000
City of Menasha cost=$15,740
City of Menasha is responsible for fixed percentage as agreed to in the Fire Consolidation Agreement. 2020 cost distribution formular of (39.35%) is used for budgting purposes.

Justification

Expenditures	2022	2023	2024	2025	2026	Total
Fire Command Vehicle				15,740		15,740
Total				**15,740**		**15,740**

Funding Sources	2022	2023	2024	2025	2026	Total
General Obligation Debt				15,740		15,740
Total				**15,740**		**15,740**

Budget Impact/Other

Capital Improvements Plan

2022 *thru* 2026

City of Menasha, Wisconsin

Department	Fire Department
Contact	Fire Chief
Type	Equipment
Useful Life	10 years
Category	Equipment - Fire
Priority	3 Important

Project # F-2025-003

Project Name Used Ambulance

Account Number

PASER Rating

Total Project Cost: **$9,838**

Description

Purchase of a used four wheel drive ambulance to replace Squad 32. The 2011 Ford E4560 that was mechanically refurbished in 2020 woud be sold.

Total project cost=$25,000 (includes equipment and lettering)
City of Menasha cost=$9,838
City of Menasha is responsible for fixed percentage as agreed to in the Fire Consolidation Agreement. 2020 cost distribution formular of (39.35%) is used for budgeting purposes.

Justification

Expenditures	2022	2023	2024	2025	2026	Total
Ambulance				9,838		9,838
Total				**9,838**		**9,838**

Funding Sources	2022	2023	2024	2025	2026	Total
General Obligation Debt				9,838		9,838
Total				**9,838**		**9,838**

Budget Impact/Other

City of Menasha, Wisconsin

Capital Improvements Plan

2022 thru 2026

PROJECTS & FUNDING SOURCES BY DEPARTMENT

Department	Project #	Priority	2022	2023	2024	2025	2026	Total
Information Systems								
Replacement of Firewall	IT-2022-001	1	9,336					*9,336*
Information Technology Fund			***9,336***					***9,336***
Multi Factor Authentication	IT-2022-002	1	7,359					*7,359*
General Fund			***7,359***					***7,359***
System Center Configuration Manager (SCCM)	IT-2022-003	2	15,035	11,835	11,835			*38,705*
General Fund			***11,835***	***11,835***	***11,835***			***35,505***
Information Technology Fund			***3,200***					***3,200***
Property Tax System	IT-2022-004	2	52,750					*52,750*
Information Technology Fund			***52,750***					***52,750***
Budgeting/Financial Software	IT-2022-005	3	27,700	25,000	25,000	25,000	25,000	*127,700*
General Fund			***27,700***	***25,000***	***25,000***	***25,000***	***25,000***	***127,700***
Nimble Storage	IT-2023-001	3		39,000				*39,000*
General Fund				***39,000***				***39,000***
Back Up Storage Replacement	IT-2023-002	3		45,000				*45,000*
General Fund				***45,000***				***45,000***
Office Software Upgrade	IT-2023-003	1		59,965		10,000		*69,965*
General Fund				***59,965***		***10,000***		***69,965***
Replace Backup Hosts	IT-2024-001	2			10,328			*10,328*
General Fund					***10,328***			***10,328***
Replacement of Production Hosts	IT-2026-001	3					27,280	*27,280*
General Fund							***27,280***	***27,280***
Core Switch Replacement	IT-2026-002	3					10,000	*10,000*
General Fund							***10,000***	***10,000***
Information Systems Total			**112,180**	**180,800**	**47,163**	**35,000**	**62,280**	***437,423***
GRAND TOTAL			**112,180**	**180,800**	**47,163**	**35,000**	**62,280**	***437,423***

Capital Improvements Plan

2022 *thru* 2026

City of Menasha, Wisconsin

Department Information Systems
Contact Finance Director

Project # IT-2022-001
Project Name Replacement of Firewall

Type Equipment
Useful Life 10 years
Category Equipment-IT
Priority 1 Critical

Account Number

PASER Rating

Total Project Cost: $9,336

Description

Replace the current Fortigate Firewall with Palo Alto Firewall.

Hardware/Software Cost-$2,436
Implementation Cost-$5,200
Annual License Cost-$1,700

Justification

Our current firewall is not meeting the standards to properly protect the network. The software has had many vulnerabilities over the past year. Settings are being applied and not being properly blocked after applying changes. Upgrades require the network to be taken down each time. The current firewall cannot show security policies because they are hidden by the manufacturer, Cannot validate security posture.

Expenditures	2022	2023	2024	2025	2026	Total
IT Equipment	9,336					9,336
Total	**9,336**					**9,336**

Funding Sources	2022	2023	2024	2025	2026	Total
Information Technology Fund	9,336					9,336
Total	**9,336**					**9,336**

Budget Impact/Other

Capital Improvements Plan

2022 *thru* 2026

City of Menasha, Wisconsin

Department Information Systems
Contact Finance Director
Type Unassigned
Useful Life
Category IT Security
Priority 1 Critical

Project # IT-2022-002
Project Name Multi Factor Authentication

Account Number

PASER Rating

Total Project Cost: $7,359

Description

Implement muti factor authentication for added network security.

Implementation Cost-$3,147
Annual License Cost-$4,212

Justification

As the name implies, MFA blends at least two separate factors when accessing the network.

Expenditures	2022	2023	2024	2025	2026	Total
IT Security	7,359					7,359
Total	7,359					7,359

Funding Sources	2022	2023	2024	2025	2026	Total
General Fund	7,359					7,359
Total	7,359					7,359

Budget Impact/Other

Capital Improvements Plan

2022 *thru* 2026

City of Menasha, Wisconsin

Department Information Systems
Contact Finance Director
Type Equipment
Useful Life
Category Equipment-IT
Priority 2 Very Important

Project # IT-2022-003
Project Name System Center Configuration Manager (SCCM)

Account Number

PASER Rating

Total Project Cost: $38,705

Description

Implement SCCM for security with software upgrades.

Hardware/Software Cost-$35,505 (can pay upfront or spread cost over 3 years)
Implementation Cost-$3,200

Justification

Implementing SCCM will enable the management, deployment and security of devices and applications across the City. This tool will will help close software vulnerabilities sooner.

Expenditures	2022	2023	2024	2025	2026	Total
IT Security	15,035	11,835	11,835			38,705
Total	**15,035**	**11,835**	**11,835**			**38,705**

Funding Sources	2022	2023	2024	2025	2026	Total
General Fund	11,835	11,835	11,835			35,505
Information Technology Fund	3,200					3,200
Total	**15,035**	**11,835**	**11,835**			**38,705**

Budget Impact/Other

Capital Improvements Plan

2022 *thru* 2026

City of Menasha, Wisconsin

Department	Information Systems
Contact	Finance Director
Type	Unassigned
Useful Life	
Category	IT Software
Priority	2 Very Important

Project # IT-2022-004

Project Name Property Tax System

Account Number

PASER Rating

Total Project Cost: $52,750

Description

We currenly have our property tax software program through the City of Neenah. This program houses our property taxes as well as special assessments. In the coming years Neenah will be transitioning away from their AS400 system so we will need to find an alternative.

We are looking into using Transcendent Technologies for their land records software suite. Both Winnebago County and Calumet County use Transcendent Technologies so the platform would be consistent with what you see on the county websites.

Justification

The City of Neenah will support our property tax program for the 2022 tax collection year.

We would have to start data migration in the fall of 2021. The data migration process and training will take place fall of 2021 and will continue through the processing of property tax bills in December 2022.

In year 2022 we would be making our regular payment to the City of Neenah as well as a payment to Transcendent Technologoes.

2022-
Purchase of land records suite (one time cost)-$26,000
Data migration/implementation/training costs-$24,650 (estimate and we would pay only what we use). Some of these costs would start in 2021.
Annual maintenance cost (prorated)-$2,100

Annual maintenance cost starting in 2023-$6,500 (We currenly pay Neenah ~$15,000)

Expenditures	2022	2023	2024	2025	2026	Total
IT Software	52,750					52,750
Total	**52,750**					**52,750**

Funding Sources	2022	2023	2024	2025	2026	Total
Information Technology Fund	52,750					52,750
Total	**52,750**					**52,750**

Budget Impact/Other

Capital Improvements Plan

2022 *thru* 2026

City of Menasha, Wisconsin

Department Information Systems
Contact Finance Director
Type Unassigned
Useful Life
Category IT Software
Priority 3 Important

Project # IT-2022-005
Project Name Budgeting/Financial Software

Account Number

PASER Rating

Total Project Cost: $127,700

Description

The Finance Department has seen value in pursuing the purchase of a budgeting software. This would be a cloud based software with several components:

Operational Budgeting
Digital Budget Book
Personnel Budgeting
Capital Budgeting
Transperancy

Justification

The program will streamline and enhance the budgeting proceess not only for the finance department but all departments involved in the budgeting process. Evenually this product could become a nice tool to involve the Council more in the budgeting process.

Cost assumes all modules offered:
One time set up investment-$2,700
Annual subscripton-$25,000

Expenditures	2022	2023	2024	2025	2026	Total
IT Software	27,700	25,000	25,000	25,000	25,000	127,700
Total	**27,700**	**25,000**	**25,000**	**25,000**	**25,000**	**127,700**

Funding Sources	2022	2023	2024	2025	2026	Total
General Fund	27,700	25,000	25,000	25,000	25,000	127,700
Total	**27,700**	**25,000**	**25,000**	**25,000**	**25,000**	**127,700**

Budget Impact/Other

Capital Improvements Plan

2022 *thru* 2026

City of Menasha, Wisconsin

Department Information Systems
Contact Finance Director

Project # IT-2023-001
Project Name Nimble Storage

Type Equipment
Useful Life
Category Equipment-IT
Priority 3 Important

Account Number

PASER Rating

Total Project Cost: $39,000

Description

Addition of Nimble storage shelf for data growth.

Justification

As City data grows this will be necessary to house our data.

Expenditures	2022	2023	2024	2025	2026	Total
IT Equipment		39,000				39,000
Total		39,000				39,000

Funding Sources	2022	2023	2024	2025	2026	Total
General Fund		39,000				39,000
Total		39,000				39,000

Budget Impact/Other

Capital Improvements Plan

2022 *thru* 2026

City of Menasha, Wisconsin

Department Information Systems
Contact Finance Director

Project # IT-2023-002
Project Name Back Up Storage Replacement

Type Equipment
Useful Life
Category Equipment-IT
Priority 3 Important

Account Number

PASER Rating

Total Project Cost: $45,000

Description

Replace ageing repositories for backup infrastructure.

Justification

As our amount of data grows we will need the proper equipment to back up that data.

Expenditures	2022	2023	2024	2025	2026	Total
IT Equipment		45,000				45,000
Total		**45,000**				**45,000**

Funding Sources	2022	2023	2024	2025	2026	Total
General Fund		45,000				45,000
Total		**45,000**				**45,000**

Budget Impact/Other

Capital Improvements Plan

2022 *thru* 2026

City of Menasha, Wisconsin

Department Information Systems
Contact Finance Director
Type Unassigned
Useful Life
Category IT Software
Priority 1 Critical

Project # IT-2023-003
Project Name Office Software Upgrade

Account Number

PASER Rating

Total Project Cost: $69,965

Description

Microsoft Office Upgrade-Access, Word, Excel, Powerpoint

Justification

Office 2013 end of life/support in October 2023.

This discussion needs to coincide with the potential move to O365 email. Microsoft Exchange (email) is end of life in 2025. The choice to upgrade to O365 or continue with On Premise Exchange is dependent on Microsoft at that time.

Options-
On Premise
Software Cost-$59,965 (2023)
Server Licensing-$10,000 (2025)

OR

Cloud
Annual O365 subsrciption cost-$31,200 (2023)

Expenditures	2022	2023	2024	2025	2026	Total
IT Software		59,965		10,000		69,965
Total		**59,965**		**10,000**		**69,965**

Funding Sources	2022	2023	2024	2025	2026	Total
General Fund		59,965		10,000		69,965
Total		**59,965**		**10,000**		**69,965**

Budget Impact/Other

Capital Improvements Plan

2022 *thru* 2026

City of Menasha, Wisconsin

Department Information Systems
Contact Finance Director

Project # IT-2024-001
Project Name Replace Backup Hosts

Type Equipment
Useful Life
Category Equipment-IT
Priority 2 Very Important

Account Number
PASER Rating

Total Project Cost: $10,328

Description

Replace ESXI hosts used in back up infrastructure.

Justification

Replacement will be needed to support issues with Vmware software and hardware constraints.

End of life entended support for the software is November 15, 2023.

Expenditures	2022	2023	2024	2025	2026	Total
IT Equipment			10,328			10,328
Total			10,328			10,328

Funding Sources	2022	2023	2024	2025	2026	Total
General Fund			10,328			10,328
Total			10,328			10,328

Budget Impact/Other

Capital Improvements Plan

2022 *thru* 2026

City of Menasha, Wisconsin

Department Information Systems
Contact Finance Director

Project # IT-2026-001
Project Name Replacement of Production Hosts

Type Equipment
Useful Life
Category Equipment-IT
Priority 3 Important

Account Number
PASER Rating

Total Project Cost: $27,280

Description

Replacement of three production ESXI hosts

Justification

This is dependent on software support with Vmware.

Expenditures	2022	2023	2024	2025	2026	Total
IT Equipment					27,280	27,280
Total					27,280	27,280

Funding Sources	2022	2023	2024	2025	2026	Total
General Fund					27,280	27,280
Total					27,280	27,280

Budget Impact/Other

Capital Improvements Plan

2022 *thru* 2026

City of Menasha, Wisconsin

Department Information Systems
Contact Finance Director

Project # IT-2026-002
Project Name Core Switch Replacement

Type Equipment
Useful Life
Category Equipment-IT
Priority 3 Important

Account Number
PASER Rating

Total Project Cost: $10,000

Description

HP 5406 Core Switch Replacement

Justification

This would be a necessary replacement.

Expenditures	2022	2023	2024	2025	2026	Total
IT Equipment					10,000	10,000
Total					10,000	10,000

Funding Sources	2022	2023	2024	2025	2026	Total
General Fund					10,000	10,000
Total					10,000	10,000

Budget Impact/Other

City of Menasha, Wisconsin

Capital Improvements Plan

2022 thru 2026

PROJECTS & FUNDING SOURCES BY DEPARTMENT

Department	Project #	Priority	2022	2023	2024	2025	2026	Total
Parks & Recreation Department								
Marina Stair Replacement- West End	MAR-2023-001	3		7,500				7,500
Marina Fund				***7,500***				***7,500***
Electric Pedestal Replacement	MAR-2023-008	3		11,500	11,500			23,000
Marina Fund				***11,500***	***11,500***			***23,000***
Marina Perimeter Lighting Upgrade	MAR-2025-006	3				18,000		18,000
Marina Fund						***18,000***		***18,000***
Jeffferson Park Community Playground	PR-2021-004	2	610,000					610,000
Donations			***510,000***					***510,000***
General Obligation Debt			***100,000***					***100,000***
Shepard Park Play Equipment	PR-2022-001	3	95,000					95,000
General Obligation Debt			***95,000***					***95,000***
Trestle Trail LED Lighting Upgrade	PR-2022-002	3	22,000					22,000
General Obligation Debt			***11,000***					***11,000***
Intergovernmental Reimbursements			***11,000***					***11,000***
Friendship Trail LED Lighting Upgrade-DPW Segment	PR-2022-003	3	8,600					8,600
Grant			***8,600***					***8,600***
Electric Panel Upgrades	PR-2022-004	3	8,000	8,000	8,000			24,000
General Obligation Debt			***8,000***	***8,000***	***8,000***			***24,000***
Shepard Park Walkway	PR-2022-006	2	10,000					10,000
General Obligation Debt			***10,000***					***10,000***
Hart Park Cameras	PR-2022-007	3	4,800					4,800
General Obligation Debt			***4,800***					***4,800***
Koslo Park Parking Lot Repaving	PR-2023-001	3		40,000				40,000
General Obligation Debt				***40,000***				***40,000***
Smith Park Tennis Court Rehabiltation	PR-2023-002	2		60,000				60,000
General Obligation Debt				***60,000***				***60,000***
Jefferson Pavilion Flat Roof Repair	PR-2023-004	3		25,000				25,000
General Obligation Debt				***25,000***				***25,000***
Riverwalk -West End Repairs	PR-2023-005	3		25,000				25,000
General Obligation Debt				***25,000***				***25,000***
Jefferson East Diamond Renovation/Lighting	PR-2023-006	2		300,000				300,000
General Obligation Debt				***300,000***				***300,000***
Ninth St. Boat Launch Parking Lot	PR-2023-007	3		175,000				175,000
General Obligation Debt				***87,500***				***87,500***
Grants - State				***87,500***				***87,500***
Jefferson Park LED Upgrade	PR-2024-001	2			19,000			19,000
General Obligation Debt					***19,000***			***19,000***
Jefferson Park Softball/Launch Restroom	PR-2024-002	3	25,000		200,000			225,000
General Obligation Debt			***25,000***		***200,000***			***225,000***
Clinton Center Renovation	PR-2024-003	3				32,000		32,000
General Obligation Debt						***32,000***		***32,000***
Jefferson Park - Kargus Drive East End Realignment	PR-2024-004	2			100,000			100,000
General Obligation Debt					***100,000***			***100,000***
Jefferson Park Swimming Pool - Phase 1	PR-2024-008	1			40,000	3,500,000		3,540,000

Department	Project #	Priority	2022	2023	2024	2025	2026	Total
General Obligation Debt					***40,000***	***3,500,000***		***3,540,000***
Pleasants Park Play Equipment	PR-2024-011	3			90,000			*90,000*
Donations					***20,000***			***20,000***
General Obligation Debt					***70,000***			***70,000***
Jefferson Park/Koslo Park Softball Diamond Upgrade	PR-2024-012	3			225,000			*225,000*
General Obligation Debt					***225,000***			***225,000***
Jefferson Park Swimming Pool- Phase 2	PR-2025-001	1				40,000	3,500,000	*3,540,000*
General Obligation Debt						***40,000***	***3,500,000***	***3,540,000***
Senior Center Furnace	PR-2025-004	2				10,000		*10,000*
General Obligation Debt						***10,000***		***10,000***
Memorial Buildng Radiant Heat	PR-2025-005	2				6,500		*6,500*
General Obligation Debt						***6,500***		***6,500***
Senior Center Bathroom Remodel	PR-2025-006	3				50,000		*50,000*
General Obligation Debt						***50,000***		***50,000***
Memorial Building Flat Roof Replacement	PR-2025-007	3				25,000		*25,000*
Park Development Fund						***25,000***		***25,000***
Memorial Building Brick Repair	PR-2025-008	3				20,000		*20,000*
Park Development Fund						***20,000***		***20,000***
Hidden Pond Park Trail	PR-2025-012	3				25,000		*25,000*
General Obligation Debt						***25,000***		***25,000***
Scanlan Park Play Equipment	PR-2025-015	3				38,000		*38,000*
General Obligation Debt						***38,000***		***38,000***
Settling Basin Transient Boat Docks	PR-2026-001	2					75,000	*75,000*
General Obligation Debt							***75,000***	***75,000***
Smith Park or Barker Farm Park Splash Pad	PR-2026-002	4					25,000	*25,000*
General Obligation Debt							***25,000***	***25,000***
Hidden Pond Park Shelter	PR-2026-003	2					215,000	*215,000*
General Obligation Debt							***215,000***	***215,000***
Koslo Park Baseball Outfield Renovation	PR-2026-004	3					100,000	*100,000*
Donations							***50,000***	***50,000***
General Obligation Debt							***50,000***	***50,000***
Parks & Recreation Department Total			**783,400**	**652,000**	**693,500**	**3,764,500**	**3,915,000**	***9,808,400***
GRAND TOTAL			**783,400**	**652,000**	**693,500**	**3,764,500**	**3,915,000**	***9,808,400***

Capital Improvements Plan

2022 *thru* 2026

City of Menasha, Wisconsin

Department Parks & Recreation Departme
Contact Deputy Director-Public Works

Project # MAR-2023-001
Project Name Marina Stair Replacement- West End

Type Improvement
Useful Life 40 years
Category Park Improvements
Priority 3 Important

Account Number

PASER Rating

Total Project Cost: $7,500

Description

Replace stairs off of Main St. Near old Becher building.

Justification

Stairs are very steep. Improvement may be part of site redevelopment.

Expenditures	2022	2023	2024	2025	2026	Total
Construction/Maintenance		7,500				7,500
Total		**7,500**				**7,500**

Funding Sources	2022	2023	2024	2025	2026	Total
Marina Fund		7,500				7,500
Total		**7,500**				**7,500**

Budget Impact/Other

Capital Improvements Plan

2022 *thru* 2026

City of Menasha, Wisconsin

Department Parks & Recreation Departme
Contact Parks & Recreation Director

Project # MAR-2023-008
Project Name Electric Pedestal Replacement

Type Improvement
Useful Life 20 years
Category Park Improvements
Priority 3 Important

Account Number

PASER Rating

Total Project Cost: $23,000

Description

Continue upgrade of aging fixtures

Justification

Part of ongoing effort to keep the Marina in good condition.

Expenditures	2022	2023	2024	2025	2026	Total
Marina Maintenance Upgrades - Other		11,500	11,500			23,000
Total		**11,500**	**11,500**			**23,000**

Funding Sources	2022	2023	2024	2025	2026	Total
Marina Fund		11,500	11,500			23,000
Total		**11,500**	**11,500**			**23,000**

Budget Impact/Other

$10,000 to come from the non-levy marina fund

Capital Improvements Plan

2022 *thru* 2026

City of Menasha, Wisconsin

Department Parks & Recreation Departme
Contact Deputy Director-Public Works

Project # MAR-2025-006
Project Name Marina Perimeter Lighting Upgrade

Type Maintenance
Useful Life 20 years
Category Equipment: Miscellaneous
Priority 3 Important

Account Number

PASER Rating

Total Project Cost: $18,000

Description

Upgrade Marina perimeter lighting upgrade to LED, poles will also be evaluated.

Justification

LED lighting is more energy efficient and will light the area more effectively.

Expenditures	2022	2023	2024	2025	2026	Total
Construction/Maintenance				18,000		18,000
Total				**18,000**		**18,000**

Funding Sources	2022	2023	2024	2025	2026	Total
Marina Fund				18,000		18,000
Total				**18,000**		**18,000**

Budget Impact/Other

Result in less maintenance and energy usage

Capital Improvements Plan

2022 *thru* 2026

City of Menasha, Wisconsin

Department Parks & Recreation Departme
Contact Parks & Recreation Director

Project # **PR-2021-004**
Project Name **Jeffferson Park Community Playground**

Type Improvement
Useful Life 25 years
Category Park Improvements
Priority 2 Very Important

Account Number

PASER Rating

Total Project Cost: **$610,000**

Description

Build a large play system on the west end of the park

Justification

Current equipment is outdated. New equipment would bring many visitors to the park and community. Another $500,000 is expected to be raised for this project.

Expenditures	2022	2023	2024	2025	2026	Total
Construction/Maintenance	610,000					610,000
Total	**610,000**					**610,000**

Funding Sources	2022	2023	2024	2025	2026	Total
Donations	510,000					510,000
General Obligation Debt	100,000					100,000
Total	**610,000**					**610,000**

Budget Impact/Other

Capital Improvements Plan

2022 *thru* 2026

City of Menasha, Wisconsin

Department Parks & Recreation Departme
Contact Parks & Recreation Director

Project # **PR-2022-001**
Project Name **Shepard Park Play Equipment**

Type Equipment
Useful Life 25 years
Category Park Improvements
Priority 3 Important

Account Number

PASER Rating

Total Project Cost: **$95,000**

Description

2021- New equipment on north end of the park. $30,000 is for poured in place surfacing, to be installed when equipment goes in.

Justification

Continue plan to upgrade this park that is now along the Loop the Little Lake trail

Expenditures	2022	2023	2024	2025	2026	Total
Construction/Maintenance	15,000					15,000
Play Equipment - New	80,000					80,000
Total	**95,000**					**95,000**

Funding Sources	2022	2023	2024	2025	2026	Total
General Obligation Debt	95,000					95,000
Total	**95,000**					**95,000**

Budget Impact/Other

$50,000 for purchase of equipment similar to what was installed in Hart Park

Capital Improvements Plan

2022 *thru* 2026

City of Menasha, Wisconsin

Department Parks & Recreation Departme
Contact Parks & Recreation Director

Project # PR-2022-002
Project Name Trestle Trail LED Lighting Upgrade

Type Improvement
Useful Life 25 years
Category Trails
Priority 3 Important

Account Number

PASER Rating

Total Project Cost: $22,000

Description

Replace the existing HPS fixtures wth LED

Justification

This conversion will provide better, crisper lighting and save money on electricity. Preliminary payback analysis looks favorable.

Expenditures	2022	2023	2024	2025	2026	Total
Construction/Maintenance	22,000					22,000
Total	**22,000**					**22,000**

Funding Sources	2022	2023	2024	2025	2026	Total
General Obligation Debt	11,000					11,000
Intergovernmental Reimbursements	11,000					11,000
Total	**22,000**					**22,000**

Budget Impact/Other

Capital Improvements Plan

2022 *thru* 2026

City of Menasha, Wisconsin

Department Parks & Recreation Departme
Contact Parks & Recreation Director

Project # PR-2022-003
Project Name Friendship Trail LED Lighting Upgrade-DPW Segment

Type Improvement
Useful Life 25 years
Category Trails
Priority 3 Important

Account Number

PASER Rating

Total Project Cost: $8,600

Description

Upgrade the eight induction lights between the city garage and Heckrodt Wetland Reserve to LED

Justification

Improved lighting and city-wide consistenty with long lasting LED lights. Electricity cost savings as well.

Expenditures	2022	2023	2024	2025	2026	Total
Construction/Maintenance	8,600					8,600
Total	8,600					8,600

Funding Sources	2022	2023	2024	2025	2026	Total
Grant	8,600					8,600
Total	8,600					8,600

Budget Impact/Other

Capital Improvements Plan

2022 *thru* 2026

City of Menasha, Wisconsin

Department Parks & Recreation Departme
Contact Deputy Director-Public Works

Project # PR-2022-004
Project Name Electric Panel Upgrades

Type Improvement
Useful Life 20 years
Category Park Improvements
Priority 3 Important

Account Number

PASER Rating

Total Project Cost: $32,000

Description

Replace existing meter pedestals, panels, and junction box currently on wood supports with new enclosed colored all in one enclosures.

Justification

Ths would remove the large wooden racks that are throughout the City with one cabinet enclosure that contains all the equipment. $8,000 will add two a year untill we have them all cleaned up.

Expenditures	2022	2023	2024	2025	2026	Total
Lighting - Upgrade	8,000	8,000	8,000			24,000
Total	**8,000**	**8,000**	**8,000**			**24,000**

Funding Sources	2022	2023	2024	2025	2026	Total
General Obligation Debt	8,000	8,000	8,000			24,000
Total	**8,000**	**8,000**	**8,000**			**24,000**

Budget Impact/Other

Capital Improvements Plan

2022 *thru* 2026

City of Menasha, Wisconsin

Department Parks & Recreation Departme
Contact Parks & Recreation Director

Project # PR-2022-006
Project Name Shepard Park Walkway

Type Maintenance
Useful Life 75 years
Category Park Improvements
Priority 2 Very Important

Account Number

PASER Rating

Total Project Cost: $10,000

Description

Create a paved, oval walkway that connects all the amenities in the park

Justification

Trail would be both functional and would provide ADA accessbiltity to all amenities in the park

Expenditures	2022	2023	2024	2025	2026	Total
Construction/Maintenance	10,000					10,000
Total	**10,000**					**10,000**

Funding Sources	2022	2023	2024	2025	2026	Total
General Obligation Debt	10,000					10,000
Total	**10,000**					**10,000**

Budget Impact/Other

Capital Improvements Plan

2022 *thru* 2026

City of Menasha, Wisconsin

Department Parks & Recreation Departme
Contact Parks & Recreation Director

Project # PR-2022-007
Project Name Hart Park Cameras

Type Unassigned
Useful Life
Category Park Improvements
Priority 3 Important

Account Number
PASER Rating

Total Project Cost: $4,800

Description

Installation of cameras at Hart Park.

Justification

Expenditures	2022	2023	2024	2025	2026	Total
Cameras	4,800					4,800
Total	4,800					4,800

Funding Sources	2022	2023	2024	2025	2026	Total
General Obligation Debt	4,800					4,800
Total	4,800					4,800

Budget Impact/Other

Capital Improvements Plan

2022 *thru* 2026

City of Menasha, Wisconsin

Department Parks & Recreation Departme
Contact Parks & Recreation Director

Project # PR-2023-001
Project Name Koslo Park Parking Lot Repaving

Type Maintenance
Useful Life 15 years
Category Park Improvements
Priority 3 Important

Account Number

PASER Rating

Total Project Cost: $40,000

Description

Repave the parking lot. Lot can potentially be reduced in size or consider cutting in an angled on-street parking lot on Geneva St.

Justification

Lot is in poor condition and needs to be repaved. Consider reducing the number of stalls right next to the field because these stalls are not heavily used due to spectator concern for foul balls landing on their vehicle.

Expenditures	2022	2023	2024	2025	2026	Total
Construction/Maintenance		40,000				40,000
Total		**40,000**				**40,000**

Funding Sources	2022	2023	2024	2025	2026	Total
General Obligation Debt		40,000				40,000
Total		**40,000**				**40,000**

Budget Impact/Other

Capital Improvements Plan

2022 *thru* 2026

City of Menasha, Wisconsin

Department Parks & Recreation Departme
Contact Parks & Recreation Director

Project # PR-2023-002
Project Name Smith Park Tennis Court Rehabiltation

Type Maintenance
Useful Life 10 years
Category Park Improvements
Priority 2 Very Important

Account Number

PASER Rating

Total Project Cost: $60,000

Description

Cover larger cracks in the playing area with Armour crack repair system, color and stripe. Add an access gate. Add lines to accommodate two portable pickleball courts.

Justification

Part of an ongoing effort to maintain the city's tennis courts in good playing condition.

Expenditures	2022	2023	2024	2025	2026	Total
Construction/Maintenance		60,000				60,000
Total		**60,000**				**60,000**

Funding Sources	2022	2023	2024	2025	2026	Total
General Obligation Debt		60,000				60,000
Total		**60,000**				**60,000**

Budget Impact/Other

Capital Improvements Plan

2022 *thru* 2026

City of Menasha, Wisconsin

Department Parks & Recreation Departme
Contact Parks & Recreation Director

Project # **PR-2023-004**
Project Name **Jefferson Pavilion Flat Roof Repair**

Type Maintenance
Useful Life 25 years
Category Park Improvements
Priority 3 Important

Account Number

PASER Rating

Total Project Cost: **$25,000**

Description

Replace the rubber membrane roof on the north side of the building.

Justification

Part of ongoing maintenance to the pavilion

Expenditures	2022	2023	2024	2025	2026	Total
Park Shelter - Replace Roof		25,000				25,000
Total		**25,000**				**25,000**

Funding Sources	2022	2023	2024	2025	2026	Total
General Obligation Debt		25,000				25,000
Total		**25,000**				**25,000**

Budget Impact/Other

Capital Improvements Plan

2022 *thru* 2026

City of Menasha, Wisconsin

Department Parks & Recreation Departme
Contact Parks & Recreation Director

Project # PR-2023-005
Project Name Riverwalk -West End Repairs

Type Maintenance
Useful Life 25 years
Category Trails
Priority 3 Important

Account Number

PASER Rating

Total Project Cost: $25,000

Description

Repair the pavement and block areas near the bridge

Justification

Sub surface has undermined. New pavment and some block repair may be needed.

Expenditures	2022	2023	2024	2025	2026	Total
Construction/Maintenance		25,000				25,000
Total		25,000				25,000

Funding Sources	2022	2023	2024	2025	2026	Total
General Obligation Debt		25,000				25,000
Total		25,000				25,000

Budget Impact/Other

Capital Improvements Plan

2022 *thru* 2026

City of Menasha, Wisconsin

Department Parks & Recreation Departme
Contact Parks & Recreation Director

Project # PR-2023-006
Project Name Jefferson East Diamond Renovation/Lighting

Type Improvement
Useful Life 40 years
Category Park Improvements
Priority 2 Very Important

Account Number

PASER Rating

Total Project Cost: $300,000

Description

Complete upgrade of the infield, outfield, seating and fencing, includes new field lighting

Justification

The East Diamond will become the featured, most used softball diamone in the park. It has not been upgraded in decades. Lighting is very old and inefficient.

Expenditures	2022	2023	2024	2025	2026	Total
Ball Diamond - Upgrade		300,000				300,000
Total		300,000				300,000

Funding Sources	2022	2023	2024	2025	2026	Total
General Obligation Debt		300,000				300,000
Total		300,000				300,000

Budget Impact/Other

Capital Improvements Plan

2022 *thru* 2026

City of Menasha, Wisconsin

Department Parks & Recreation Departme
Contact Parks & Recreation Director

Project # PR-2023-007
Project Name Ninth St. Boat Launch Parking Lot

Type Maintenance
Useful Life 20 years
Category Park Improvements
Priority 3 Important

Account Number

PASER Rating

Total Project Cost: $175,000

Description

Redesign and repave the boat launch lot

Justification

Lot receives a good deal of use and the pavement is in poor condition. Coordinate this project with potential stormwater facility.

Expenditures	2022	2023	2024	2025	2026	Total
Parking Lot		175,000				175,000
Total		175,000				175,000

Funding Sources	2022	2023	2024	2025	2026	Total
General Obligation Debt		87,500				87,500
Grants - State		87,500				87,500
Total		175,000				175,000

Budget Impact/Other

Capital Improvements Plan

2022 *thru* 2026

City of Menasha, Wisconsin

Department Parks & Recreation Departme
Contact Parks & Recreation Director

Project # PR-2024-001
Project Name Jefferson Park LED Upgrade

Type Improvement
Useful Life 25 years
Category Park Improvements
Priority 2 Very Important

Account Number

PASER Rating

Total Project Cost: $19,000

Description

Upgrade the existing roadway/trail lights to LED. Add an additional pole.

Justification

Current HPS system does not provide sufficient light, nor the clear crisp light that LED can provide.

Expenditures	2022	2023	2024	2025	2026	Total
Construction/Maintenance			19,000			19,000
Total			**19,000**			**19,000**

Funding Sources	2022	2023	2024	2025	2026	Total
General Obligation Debt			19,000			19,000
Total			**19,000**			**19,000**

Budget Impact/Other

Capital Improvements Plan

2022 *thru* 2026

City of Menasha, Wisconsin

Department Parks & Recreation Departme
Contact Parks & Recreation Director

Project # PR-2024-002
Project Name Jefferson Park Softball/Launch Restroom

Type Improvement
Useful Life 40 years
Category Park Improvements
Priority 3 Important

Account Number

PASER Rating

Total Project Cost: $225,000

Description

Add a shared use public restroom that would serve softball players and boaters.

Justification

Restroom has been identified in the Jefferson Park Vision Plan

Expenditures	2022	2023	2024	2025	2026	Total
Planning/Design	25,000					25,000
Construction/Maintenance			200,000			200,000
Total	**25,000**		**200,000**			**225,000**

Funding Sources	2022	2023	2024	2025	2026	Total
General Obligation Debt	25,000		200,000			225,000
Total	**25,000**		**200,000**			**225,000**

Budget Impact/Other

Capital Improvements Plan

2022 *thru* 2026

City of Menasha, Wisconsin

Department	Parks & Recreation Departme
Contact	Parks & Recreation Director
Type	Improvement
Useful Life	40 years
Category	Park Improvements
Priority	3 Important

Project # PR-2024-003

Project Name Clinton Center Renovation

Account Number

PASER Rating

Total Project Cost: $32,000

Description

Consider options for updating this park. Park play equipment, basketball court, etc. could be upgraded.

Justification

The need to offer pet owners greater access to parks and open space is a growing demand that many communities across the country are choosing to accommodate.

Expenditures	2022	2023	2024	2025	2026	Total
Construction/Maintenance				32,000		32,000
Total				**32,000**		**32,000**

Funding Sources	2022	2023	2024	2025	2026	Total
General Obligation Debt				32,000		32,000
Total				**32,000**		**32,000**

Budget Impact/Other

Capital Improvements Plan

2022 *thru* 2026

City of Menasha, Wisconsin

Department Parks & Recreation Departme
Contact Parks & Recreation Director

Project # PR-2024-004
Project Name Jefferson Park - Kargus Drive East End Realignment

Type Improvement
Useful Life 25 years
Category Park Improvements
Priority 2 Very Important

Account Number

PASER Rating

Total Project Cost: $100,000

Description

Realign road so it does not pass throught the boat landing

Justification

New road alignment will not have park vehicles mixing with vehicle and trailers using the boat launch.

Expenditures	2022	2023	2024	2025	2026	Total
Park Road - Replacement			100,000			100,000
Total			**100,000**			**100,000**

Funding Sources	2022	2023	2024	2025	2026	Total
General Obligation Debt			100,000			100,000
Total			**100,000**			**100,000**

Budget Impact/Other

Capital Improvements Plan

2022 *thru* 2026

City of Menasha, Wisconsin

Department Parks & Recreation Departme
Contact Parks & Recreation Director

Project # PR-2024-008
Project Name Jefferson Park Swimming Pool - Phase 1

Type Improvement
Useful Life 40 years
Category Park Improvements
Priority 1 Critical

Account Number

PASER Rating

Total Project Cost: $3,540,000

Description

Construct a new bathhouse and parking lot east of the current location as noted in the the Jefferso Park Vision Plan

Justification

Two year plan to replace the swimmng pool facility will be easier to fit into the city's CIP budget. The existng pool and bathhouse would remain open during construction. Two year plan would also ease the pressure on a contractor build the entire facility in less that one year.

Expenditures	2022	2023	2024	2025	2026	Total
Planning/Design			40,000			40,000
Construction/Maintenance				3,500,000		3,500,000
Total			**40,000**	**3,500,000**		**3,540,000**

Funding Sources	2022	2023	2024	2025	2026	Total
General Obligation Debt			40,000	3,500,000		3,540,000
Total			**40,000**	**3,500,000**		**3,540,000**

Budget Impact/Other

Capital Improvements Plan

2022 *thru* 2026

City of Menasha, Wisconsin

Department Parks & Recreation Departme
Contact Parks & Recreation Director

Project # PR-2024-011
Project Name Pleasants Park Play Equipment

Type Improvement
Useful Life 25 years
Category Park Improvements
Priority 3 Important

Account Number

PASER Rating

Total Project Cost: $90,000

Description

Replace the current equipment and put the new equipment next to the Banta Elementary School parking lot. Project to be joint School District, PTO and City undertaking.

Justification

Equipment is heavily used and is not outdated. District would not like to continue having kids, including some with physical disabilities, crossing the street to the use the play equipment.

Expenditures	2022	2023	2024	2025	2026	Total
Play Equipment - New			90,000			90,000
Total			**90,000**			**90,000**

Funding Sources	2022	2023	2024	2025	2026	Total
Donations			20,000			20,000
General Obligation Debt			70,000			70,000
Total			**90,000**			**90,000**

Budget Impact/Other

Capital Improvements Plan

2022 *thru* 2026

City of Menasha, Wisconsin

Department Parks & Recreation Departme
Contact Parks & Recreation Director

Project # PR-2024-012
Project Name Jefferson Park/Koslo Park Softball Diamond Upgrade

Type Improvement
Useful Life 40 years
Category Park Improvements
Priority 3 Important

Account Number

PASER Rating

Total Project Cost: $225,000

Description

Upgrade this faciltiy for practice and league play (as needed)

Justification

If competitive fields in Jefferson Park is reduced to one, there may be a need to bring this field up to a higher competive standard. Lights, fencing and and improved infield surface are the top priorities.

Expenditures	2022	2023	2024	2025	2026	Total
Construction/Maintenance			225,000			225,000
Total			**225,000**			**225,000**

Funding Sources	2022	2023	2024	2025	2026	Total
General Obligation Debt			225,000			225,000
Total			**225,000**			**225,000**

Budget Impact/Other

Capital Improvements Plan

2022 *thru* 2026

City of Menasha, Wisconsin

Department Parks & Recreation Departme
Contact Parks & Recreation Director

Project # PR-2025-001
Project Name Jefferson Park Swimming Pool- Phase 2

Type Improvement
Useful Life 40 years
Category Park Improvements
Priority 1 Critical

Account Number

PASER Rating

Total Project Cost: $3,540,000

Description

Follow up Phase 1 with building the entire pool basin including plumbing and chemical feed equipment. Poor soils in Jefferson Park will increase costs. Approximately $8 million for a new pool.

Justification

Phase 2 would constitute approximately 2/3 of the entire pool facilty. Spreading the overall project budget over a two year period would put less strain on the city's CIP budget.

Expenditures	2022	2023	2024	2025	2026	Total
Planning/Design				40,000		40,000
Swimming Pool - Replacement					3,500,000	3,500,000
Total				**40,000**	**3,500,000**	**3,540,000**

Funding Sources	2022	2023	2024	2025	2026	Total
General Obligation Debt				40,000	3,500,000	3,540,000
Total				**40,000**	**3,500,000**	**3,540,000**

Budget Impact/Other

Capital Improvements Plan

2022 *thru* 2026

City of Menasha, Wisconsin

Department Parks & Recreation Departme
Contact Deputy Director-Public Works

Project # **PR-2025-004**
Project Name **Senior Center Furnace**

Type Equipment
Useful Life 15 years
Category Buildings
Priority 2 Very Important

Account Number

PASER Rating

Total Project Cost: **$10,000**

Description

Replace the oldest furnace at the Senior Center

Justification

Due to the age and lower efficency of the compared newer units, replacing the older of the two furnaces at the Senior Center to help save money on efficiency and less down time. Potentially can also increase size of the unit to help with poor heating and cooling in large hall area.

Expenditures	2022	2023	2024	2025	2026	Total
Construction/Maintenance				10,000		10,000
Total				**10,000**		**10,000**

Funding Sources	2022	2023	2024	2025	2026	Total
General Obligation Debt				10,000		10,000
Total				**10,000**		**10,000**

Budget Impact/Other

Capital Improvements Plan

2022 *thru* 2026

City of Menasha, Wisconsin

Department Parks & Recreation Departme
Contact Deputy Director-Public Works

Project # PR-2025-005
Project Name Memorial Buildng Radiant Heat

Type Maintenance
Useful Life 15 years
Category Buildings
Priority 2 Very Important

Account Number

PASER Rating

Total Project Cost: $6,500

Description

Install new radiant heat diffusers on the second floor at the Memorial Building

Justification

Due to the age and wear and tear, the heat diffusers along the floor on the second floor at the Memorial Building should be replaced. The existing ones are missing retainers and are broken, and the covers are falling off. New ones will be of a design to handle the variety of activities that occur on the second floor.

Expenditures	2022	2023	2024	2025	2026	Total
Construction/Maintenance				6,500		6,500
Total				**6,500**		**6,500**

Funding Sources	2022	2023	2024	2025	2026	Total
General Obligation Debt				6,500		6,500
Total				**6,500**		**6,500**

Budget Impact/Other

Capital Improvements Plan

2022 *thru* 2026

City of Menasha, Wisconsin

Department Parks & Recreation Departme
Contact Deputy Director-Public Works

Project # PR-2025-006
Project Name Senior Center Bathroom Remodel

Type Improvement
Useful Life 20 years
Category Buildings
Priority 3 Important

Account Number

PASER Rating

Total Project Cost: $50,000

Description

Remodel the two bathrooma at the Senior Center

Justification

Due to the appearance, age and heavier usage the counter tops, sinks, faucets, and tile need to be replaced

Expenditures	2022	2023	2024	2025	2026	Total
Construction/Maintenance				50,000		50,000
Total				**50,000**		**50,000**

Funding Sources	2022	2023	2024	2025	2026	Total
General Obligation Debt				50,000		50,000
Total				**50,000**		**50,000**

Budget Impact/Other

Capital Improvements Plan

2022 *thru* 2026

City of Menasha, Wisconsin

Department Parks & Recreation Departme
Contact Parks & Recreation Director

Project # PR-2025-007
Project Name Memorial Building Flat Roof Replacement

Type Maintenance
Useful Life 20 years
Category Park Improvements
Priority 3 Important

Account Number

PASER Rating

Total Project Cost: $25,000

Description

Justification

Basic maintenance for this iconic public building

Expenditures	2022	2023	2024	2025	2026	Total
Construction/Maintenance				25,000		25,000
Total				25,000		25,000

Funding Sources	2022	2023	2024	2025	2026	Total
Park Development Fund				25,000		25,000
Total				25,000		25,000

Budget Impact/Other

Capital Improvements Plan

2022 *thru* 2026

City of Menasha, Wisconsin

Department Parks & Recreation Departme
Contact Parks & Recreation Director

Project # **PR-2025-008**
Project Name **Memorial Building Brick Repair**

Type Maintenance
Useful Life 40 years
Category Park Improvements
Priority 3 Important

Account Number

PASER Rating

Total Project Cost: **$20,000**

Description

Moisture has worn away mortar on part of the buildings east side

Justification

Part of an ongoing effort to maintain this iconic building

Expenditures	2022	2023	2024	2025	2026	Total
Construction/Maintenance				20,000		20,000
Total				**20,000**		**20,000**

Funding Sources	2022	2023	2024	2025	2026	Total
Park Development Fund				20,000		20,000
Total				**20,000**		**20,000**

Budget Impact/Other

Capital Improvements Plan

2022 *thru* 2026

City of Menasha, Wisconsin

Department Parks & Recreation Departme
Contact Parks & Recreation Director

Project # PR-2025-012
Project Name Hidden Pond Park Trail

Type Improvement
Useful Life 20 years
Category Park Improvements
Priority 3 Important

Account Number

PASER Rating

Total Project Cost: $25,000

Description

Add a system of paved trails that will connect the neighborhood to the park. Storm sewer should be added through the center of the park prior to trail installation and park grading done in 2020.

Justification

Trail is projected to be well used by residents accessing the park

Expenditures	2022	2023	2024	2025	2026	Total
Trails - New				25,000		25,000
Total				**25,000**		**25,000**

Funding Sources	2022	2023	2024	2025	2026	Total
General Obligation Debt				25,000		25,000
Total				**25,000**		**25,000**

Budget Impact/Other

Capital Improvements Plan

2022 *thru* 2026

City of Menasha, Wisconsin

Department Parks & Recreation Departme
Contact Parks & Recreation Director

Project # PR-2025-015
Project Name Scanlan Park Play Equipment

Type Improvement
Useful Life 25 years
Category Park Improvements
Priority 3 Important

Account Number

PASER Rating

Total Project Cost: $38,000

Description

Justification

Part of an overall plan to offer quality play equipment in neighborhood parks throughout the city.

Expenditures	2022	2023	2024	2025	2026	Total
Construction/Maintenance				38,000		38,000
Total				38,000		38,000

Funding Sources	2022	2023	2024	2025	2026	Total
General Obligation Debt				38,000		38,000
Total				38,000		38,000

Budget Impact/Other

Capital Improvements Plan

2022 *thru* 2026

City of Menasha, Wisconsin

Department Parks & Recreation Departme
Contact Parks & Recreation Director

Project # **PR-2026-001**
Project Name **Settling Basin Transient Boat Docks**

Type Improvement
Useful Life 40 years
Category Park Improvements
Priority 2 Very Important

Account Number

PASER Rating

Total Project Cost: **$575,000**

Description

Create a safe harbor dock area for boaters.

Justification

Providing a place for boaters to safely moor and enjoy Jefferson Park would be a nice attraction.

Expenditures	2022	2023	2024	2025	2026	Total
Planning/Design					75,000	75,000
Total					**75,000**	**75,000**

Funding Sources	2022	2023	2024	2025	2026	Total
General Obligation Debt					75,000	75,000
Total					**75,000**	**75,000**

Budget Impact/Other

Capital Improvements Plan

2022 *thru* 2026

City of Menasha, Wisconsin

Department Parks & Recreation Departme
Contact Parks & Recreation Director

Project # PR-2026-002
Project Name Smith Park or Barker Farm Park Splash Pad

Type Improvement
Useful Life 40 years
Category Park Improvements
Priority 4 Less Important

Account Number

PASER Rating

Total Project Cost: $160,000

Description

Build a water splashpad suitablle for families with young children.

Justification

These facilties have proven to be a cost effective way to provide an enjoyable, water based activity for families with young children. Lifeguards are not required. Supervison and fees are optional. Smith Park has the space to accommodate such a facility.

Expenditures	2022	2023	2024	2025	2026	Total
Planning/Design					25,000	25,000
Total					25,000	25,000

Funding Sources	2022	2023	2024	2025	2026	Total
General Obligation Debt					25,000	25,000
Total					25,000	25,000

Budget Impact/Other

Capital Improvements Plan

2022 *thru* 2026

City of Menasha, Wisconsin

Department Parks & Recreation Departme
Contact Parks & Recreation Director

Project # PR-2026-003
Project Name Hidden Pond Park Shelter

Type Improvement
Useful Life 40 years
Category Park Improvements
Priority 2 Very Important

Account Number

PASER Rating

Total Project Cost: $215,000

Description

Add a small shelter, with restrooms in this new eastside park

Justification

This neighborhood park will see increased use as the area is developed. It is a considerable distance away from Barker Farm Park and the rentable shelter will be utilized by residents.

Expenditures	2022	2023	2024	2025	2026	Total
Planning/Design					20,000	20,000
Park Shelter - New					195,000	195,000
Total					**215,000**	**215,000**

Funding Sources	2022	2023	2024	2025	2026	Total
General Obligation Debt					215,000	215,000
Total					**215,000**	**215,000**

Budget Impact/Other

Capital Improvements Plan

2022 *thru* 2026

City of Menasha, Wisconsin

Department Parks & Recreation Departme
Contact Parks & Recreation Director

Project # PR-2026-004
Project Name Koslo Park Baseball Outfield Renovation

Type Improvement
Useful Life 40 years
Category Park Improvements
Priority 3 Important

Account Number

PASER Rating

Total Project Cost: $100,000

Description

Regrade and reseed the outfield to improve play and drainage

Justification

Outfield surface is very uneven and drains poorly. Collaborate with the School District and field users on funding.

Expenditures	2022	2023	2024	2025	2026	Total
Ball Diamond - Upgrade					100,000	100,000
Total					100,000	100,000

Funding Sources	2022	2023	2024	2025	2026	Total
Donations					50,000	50,000
General Obligation Debt					50,000	50,000
Total					100,000	100,000

Budget Impact/Other

THIS PAGE IS INTENTIONALLY LEFT BLANK

City of Menasha, Wisconsin

Capital Improvements Plan

2022 thru 2026

PROJECTS & FUNDING SOURCES BY DEPARTMENT

Department	Project #	Priority	2022	2023	2024	2025	2026	Total
Police Department								
Police Fleet Replacement - Without Changeover Cost	POL-2020-001	2	96,200	96,500	97,000	75,000	96,000	*460,700*
General Fund			***96,200***	***96,500***	***97,000***	***75,000***	***96,000***	***460,700***
K-9 Replacement	POL-2021-001	n/a	2,000	4,000	4,000	4,000	4,000	*18,000*
General Fund			***2,000***	***4,000***	***4,000***	***4,000***	***4,000***	***18,000***
Radio Replacement	POL-2022-001	3		101,000				*101,000*
General Obligation Debt				***101,000***				***101,000***
PD Dehumidification	PPF-2021-004	n/a	3,000					*3,000*
General Fund			***3,000***					***3,000***
Wellness Program	PPF-2021-005	4	8,000					*8,000*
General Fund			***8,000***					***8,000***
PPF Second Street Parking Lot Concrete Replacement	PPF-2022-002	3	50,000					*50,000*
General Obligation Debt			***50,000***					***50,000***
PPF-PD Side HVAC Digital Control Upgrade	PPF-2022-004	4	48,000					*48,000*
General Obligation Debt			***48,000***					***48,000***
Flooring Basement/Locker Room	PPF-2022-005	n/a	12,500					*12,500*
General Obligation Debt			***12,500***					***12,500***
PD Basement Ceiling Tile	PPF-2022-006	n/a	7,500					*7,500*
General Obligation Debt			***7,500***					***7,500***
PD Water Heater	PPF-2022-007	1	10,000					*10,000*
General Obligation Debt			***10,000***					***10,000***
First Street Parking Lot Replacement	PPF-2023-003	3		17,500				*17,500*
General Obligation Debt				***17,500***				***17,500***
Traffic & Investigator's Area Flooring	PPF-2023-005	n/a		12,500				*12,500*
General Obligation Debt				***12,500***				***12,500***
PD Lobby/Bathroom Flooring	PPF-2025-001	n/a				20,000		*20,000*
General Obligation Debt						***20,000***		***20,000***
Police Department Total			**237,200**	**231,500**	**101,000**	**99,000**	**100,000**	***768,700***
GRAND TOTAL			**237,200**	**231,500**	**101,000**	**99,000**	**100,000**	***768,700***

Capital Improvements Plan

2022 *thru* 2026

City of Menasha, Wisconsin

Department Police Department
Contact Police Chief

Project # POL-2020-001
Project Name Police Fleet Replacement - Without Changeover Cost

Type Equipment
Useful Life 5 years
Category Vehicles
Priority 2 Very Important

Account Number

PASER Rating

Total Project Cost: $733,100

Description

This budget request is for the annual Police Fleet Replacement Schedule as follows:
2022 - Replace (3) vehicles.
2023 - Replace (3) vehicles.
2024 - Replace (3) vehicles.
2025 - Replace (2) vehicles.
2026 - Replace (X) vehicles.

Justification

Expenditures	2022	2023	2024	2025	2026	Total
Police Vehicles	96,200	96,500	97,000	75,000	96,000	460,700
Total	**96,200**	**96,500**	**97,000**	**75,000**	**96,000**	**460,700**

Funding Sources	2022	2023	2024	2025	2026	Total
General Fund	96,200	96,500	97,000	75,000	96,000	460,700
Total	**96,200**	**96,500**	**97,000**	**75,000**	**96,000**	**460,700**

Budget Impact/Other

Capital Improvements Plan

2022 *thru* 2026

City of Menasha, Wisconsin

Department Police Department
Contact Police Chief
Type Unassigned
Useful Life
Category Other
Priority n/a

Project # POL-2021-001
Project Name K-9 Replacement

Account Number

PASER Rating

Total Project Cost: $22,000

Description

Annual contribution to K-9 replacment fund to aquire a new K-9 upon retirement of current K-9.

Justification

Annual contributions allow for the smoothing of the expense over a period of years.

Expenditures	2022	2023	2024	2025	2026	Total
Other	2,000	4,000	4,000	4,000	4,000	18,000
Total	**2,000**	**4,000**	**4,000**	**4,000**	**4,000**	**18,000**

Funding Sources	2022	2023	2024	2025	2026	Total
General Fund	2,000	4,000	4,000	4,000	4,000	18,000
Total	**2,000**	**4,000**	**4,000**	**4,000**	**4,000**	**18,000**

Budget Impact/Other

Capital Improvements Plan

2022 *thru* 2026

City of Menasha, Wisconsin

Department Police Department
Contact Police Chief

Project # POL-2022-001
Project Name Radio Replacement

Type Equipment
Useful Life 12 years
Category Equipment: Miscellaneous
Priority 3 Important

Account Number

PASER Rating

Total Project Cost: $304,503

Description

The radios which need to be updated include:
39 Portable Radios - Scheduled for replacement in 2022
19 Mobile (Vehicle) Radios - Scheduled for replacement in 2023

Justification

The current radio hardware at the Police Department is over 10 years old and is falling out of the useful service life. Winnebago County has been recommending to have agencies update their radio equipment. Radio equipment is obviosuly one of the most essential pieces of equipment at the Police Department.

Expenditures	2022	2023	2024	2025	2026	Total
Police Equipment		101,000				101,000
Total		**101,000**				**101,000**

Funding Sources	2022	2023	2024	2025	2026	Total
General Obligation Debt		101,000				101,000
Total		**101,000**				**101,000**

Budget Impact/Other

Capital Improvements Plan

2022 *thru* 2026

City of Menasha, Wisconsin

Department Police Department
Contact Deputy Director-Public Works

Project # **PPF-2021-004**
Project Name **PD Dehumidification**

Type Improvement
Useful Life 15 years
Category Buildings
Priority n/a

Account Number

PASER Rating

Total Project Cost: **$6,000**

Description

Install a commercial dehumidifier on the first floor a the PD in 2021 and basement 2022

Justification

Historically there has been high humidity levels in the Police Department during the summer. This commercial dehumidifier would replace the three small units currently running on the first floor. The basement unit installed in 2020 would eliminate the three used in the basement currently.

Expenditures	2022	2023	2024	2025	2026	Total
Construction/Maintenance	3,000					3,000
Total	**3,000**					**3,000**

Funding Sources	2022	2023	2024	2025	2026	Total
General Fund	3,000					3,000
Total	**3,000**					**3,000**

Budget Impact/Other

Capital Improvements Plan

2022 *thru* 2026

City of Menasha, Wisconsin

Department Police Department
Contact Police Chief

Project # PPF-2021-005
Project Name Wellness Program

Type Unassigned
Useful Life 15 years
Category Buildings
Priority 4 Less Important

Account Number

PASER Rating

Total Project Cost: $16,000

Description

Refurbish workout room and equipment

Justification

A healthy workforce decreases health insurance sick leave use and on the job injuries.

Expenditures	2022	2023	2024	2025	2026	Total
Equip/Vehicles/Furnishings	8,000					8,000
Total	8,000					8,000

Funding Sources	2022	2023	2024	2025	2026	Total
General Fund	8,000					8,000
Total	8,000					8,000

Budget Impact/Other

Capital Improvements Plan

2022 *thru* 2026

City of Menasha, Wisconsin

Department Police Department
Contact Deputy Director-Public Works

Project # **PPF-2022-002**
Project Name **PPF Second Street Parking Lot Concrete Replacement**

Type Maintenance
Useful Life 25 years
Category Buildings
Priority 3 Important

Account Number

PASER Rating

Total Project Cost: **$50,000**

Description

Replacement of concrete parking surface in the Second Street side lot. Estimated cost includes materials and equipment costs for City staff to complete the project.

This project would be for the joint use of both the Police Department and Fire Department.

Justification

Severe deterioration of concrete joints have become a trip/fall hazard in addtion to being unsightly and require regular maintenance.

Expenditures	2022	2023	2024	2025	2026	Total
Construction/Maintenance	50,000					50,000
Total	**50,000**					**50,000**

Funding Sources	2022	2023	2024	2025	2026	Total
General Obligation Debt	50,000					50,000
Total	**50,000**					**50,000**

Budget Impact/Other

Capital Improvements Plan

2022 *thru* 2026

City of Menasha, Wisconsin

Department Police Department
Contact Deputy Director-Public Works

Project # **PPF-2022-004**
Project Name **PPF-PD Side HVAC Digital Control Upgrade**

Type Improvement
Useful Life 15 years
Category Buildings
Priority 4 Less Important

Account Number

PASER Rating

Total Project Cost: **$48,000**

Description

Replacement of existing pnuematic dampers, actuators and sensors to digital devices

Justification

Ease of control of the HVAC system, more flexible in controlling the system with more accurate contro,l resulting in a more energy efficient system. Two phases-NMFD 2021

Expenditures	2022	2023	2024	2025	2026	Total
Construction/Maintenance	48,000					48,000
Total	**48,000**					**48,000**

Funding Sources	2022	2023	2024	2025	2026	Total
General Obligation Debt	48,000					48,000
Total	**48,000**					**48,000**

Budget Impact/Other

Energy savings expected - 10 - 15%

Capital Improvements Plan

2022 *thru* 2026

City of Menasha, Wisconsin

Department Police Department
Contact Deputy Director-Public Works

Project # **PPF-2022-005**
Project Name **Flooring Basement/Locker Room**

Type Improvement
Useful Life 15 years
Category Buildings
Priority n/a

Account Number

PASER Rating

Total Project Cost: **$12,500**

Description

Replace flooring in the basement hallway and mens locker room

Justification

Expenditures	2022	2023	2024	2025	2026	Total
Construction/Maintenance	12,500					12,500
Total	**12,500**					**12,500**

Funding Sources	2022	2023	2024	2025	2026	Total
General Obligation Debt	12,500					12,500
Total	**12,500**					**12,500**

Budget Impact/Other

Capital Improvements Plan

2022 *thru* 2026

City of Menasha, Wisconsin

Department Police Department
Contact Deputy Director-Public Works

Project # **PPF-2022-006**
Project Name **PD Basement Ceiling Tile**

Type Improvement
Useful Life 15 years
Category Buildings
Priority n/a

Account Number

PASER Rating

Total Project Cost: **$7,500**

Description

Remove old ceiling grid and tile and replace with new grid and tile in basement hallway.

Justification

The basement hallway ceiling grid is faded, bent and bowed in some areas due to large weight load above ceiling and age. Replace new grid and tiles.

Expenditures	2022	2023	2024	2025	2026	Total
Building Construction	7,500					7,500
Total	**7,500**					**7,500**

Funding Sources	2022	2023	2024	2025	2026	Total
General Obligation Debt	7,500					7,500
Total	**7,500**					**7,500**

Budget Impact/Other

Capital Improvements Plan

2022 *thru* 2026

City of Menasha, Wisconsin

Department Police Department
Contact Deputy Director-Public Works

Project # **PPF-2022-007**
Project Name **PD Water Heater**

Type Maintenance
Useful Life 12 years
Category Buildings
Priority 1 Critical

Account Number

PASER Rating

Total Project Cost: **$10,000**

Description

New water Heater PD

Justification

Parts failing unit old

Expenditures	2022	2023	2024	2025	2026	Total
Construction/Maintenance	10,000					10,000
Total	**10,000**					**10,000**

Funding Sources	2022	2023	2024	2025	2026	Total
General Obligation Debt	10,000					10,000
Total	**10,000**					**10,000**

Budget Impact/Other

Capital Improvements Plan

2022 *thru* 2026

City of Menasha, Wisconsin

Department Police Department
Contact Deputy Director-Public Works

Project # **PPF-2023-003**
Project Name **First Street Parking Lot Replacement**

Type Maintenance
Useful Life
Category Street Reconstruction
Priority 3 Important

Account Number
PASER Rating

Total Project Cost: **$17,500**

Description

Replace First parking lot

Justification

Create ADA compliant access from a deteriorating parking lot.

Expenditures	2022	2023	2024	2025	2026	Total
Construction/Maintenance		17,500				17,500
Total		**17,500**				**17,500**

Funding Sources	2022	2023	2024	2025	2026	Total
General Obligation Debt		17,500				17,500
Total		**17,500**				**17,500**

Budget Impact/Other

Capital Improvements Plan

2022 *thru* 2026

City of Menasha, Wisconsin

Department Police Department
Contact Deputy Director-Public Works

Project # **PPF-2023-005**
Project Name **Traffic & Investigator's Area Flooring**

Type Improvement
Useful Life 10 years
Category Buildings
Priority n/a

Account Number

PASER Rating

Total Project Cost: **$12,500**

Description

Replace carpet in traffic & investigator's area at the Police Department

Justification

The carpeting in the Traffic Room and Investigator's area is very worn and dated, needs replacing with luxury vinyl tile like the other areas addressed in 2020.

Expenditures	2022	2023	2024	2025	2026	Total
Building Construction		12,500				12,500
Total		**12,500**				**12,500**

Funding Sources	2022	2023	2024	2025	2026	Total
General Obligation Debt		12,500				12,500
Total		**12,500**				**12,500**

Budget Impact/Other

Capital Improvements Plan

2022 *thru* 2026

City of Menasha, Wisconsin

Department Police Department
Contact Deputy Director-Public Works

Project # **PPF-2025-001**
Project Name **PD Lobby/Bathroom Flooring**

Type Improvement
Useful Life
Category Buildings
Priority n/a

Account Number
PASER Rating

Total Project Cost: **$20,000**

Description

Update tiling in the entrance / bathroom

Justification

Replacing old tile with Luxury vinyl tile will alow for easier cleaning and aesthetically look more appealing to the public.

Expenditures	2022	2023	2024	2025	2026	Total
Building Construction				20,000		20,000
Total				**20,000**		**20,000**

Funding Sources	2022	2023	2024	2025	2026	Total
General Obligation Debt				20,000		20,000
Total				**20,000**		**20,000**

Budget Impact/Other

City of Menasha, Wisconsin

Capital Improvements Plan

2022 thru 2026

PROJECTS & FUNDING SOURCES BY DEPARTMENT

Department	Project #	Priority	2022	2023	2024	2025	2026	Total
Public Library								
Library Shelving Units	L-2022-002	3	10,000					*10,000*
General Obligation Debt			***10,000***					***10,000***
Library Meeting Room Tables	L-2022-007	3	15,000					*15,000*
General Obligation Debt			***15,000***					***15,000***
Library Boiler Replacement	L-2023-001	5		100,000				*100,000*
General Obligation Debt				***100,000***				***100,000***
Carpet/Floor Replacement - Main Collection Area	L-2024-001	3			40,000			*40,000*
General Obligation Debt					***40,000***			***40,000***
Library Renovation	L-2024-003	3			5,000,000			*5,000,000*
Donations					***4,000,000***			***4,000,000***
General Obligation Debt					***1,000,000***			***1,000,000***
Public Library Total			**25,000**	**100,000**	**5,040,000**			***5,165,000***
GRAND TOTAL			**25,000**	**100,000**	**5,040,000**			***5,165,000***

Capital Improvements Plan

2022 *thru* 2026

City of Menasha, Wisconsin

Department Public Library
Contact Library Director

Project # L-2022-002
Project Name Library Shelving Units

Type Equipment
Useful Life 15 years
Category Equipment: Miscellaneous
Priority 3 Important

Account Number

PASER Rating

Total Project Cost: $10,000

Description

Replace library shelving units.

Justification

Funding would be used to replace display shelving units in the entry corridor. Current shelving units do not offer enough space and are so low to the ground the items become hard to access for some of our patrons. In additon, the shelving pins a becoming loose creating risk of a shelf collapsing under the weight of materials.

Expenditures	2022	2023	2024	2025	2026	Total
Equip/Vehicles/Furnishings	10,000					10,000
Total	**10,000**					**10,000**

Funding Sources	2022	2023	2024	2025	2026	Total
General Obligation Debt	10,000					10,000
Total	**10,000**					**10,000**

Budget Impact/Other

Capital Improvements Plan

2022 *thru* 2026

City of Menasha, Wisconsin

Department Public Library
Contact Library Director

Project # L-2022-007
Project Name Library Meeting Room Tables

Type Equipment
Useful Life 15 years
Category Equipment: Miscellaneous
Priority 3 Important

Account Number

PASER Rating

Total Project Cost: $15,000

Description

Replacement of meeting room tables & chairs.

Justification

Our current tables are looking very shabby. Several have the edge banding coming undone and most are discolored from long term use. As these are all folding tables they present logistical challenges for some of our staff in set up. We would like to move to nesting conference tables that are much more befitting the heavy use they see in the building.

Expenditures	2022	2023	2024	2025	2026	Total
Equip/Vehicles/Furnishings	15,000					15,000
Total	**15,000**					**15,000**

Funding Sources	2022	2023	2024	2025	2026	Total
General Obligation Debt	15,000					15,000
Total	**15,000**					**15,000**

Budget Impact/Other

Capital Improvements Plan

2022 *thru* 2026

City of Menasha, Wisconsin

Department Public Library
Contact Deputy Director-Public Works

Project # L-2023-001
Project Name Library Boiler Replacement

Type Equipment
Useful Life 25 years
Category Buildings
Priority 5 Future Consideration

Account Number

PASER Rating

Total Project Cost: $100,000

Description

Replacement of heating system hot water boilers

Justification

Boilers have outlived there expected ASHRAE useful life expectancy, evident by increased maintenance costs and lower efficiency standards.

Expenditures	2022	2023	2024	2025	2026	Total
Equip/Vehicles/Furnishings		100,000				100,000
Total		100,000				100,000

Funding Sources	2022	2023	2024	2025	2026	Total
General Obligation Debt		100,000				100,000
Total		100,000				100,000

Budget Impact/Other

Lower maintenance costs and lower energy usage.

Capital Improvements Plan

2022 *thru* 2026

City of Menasha, Wisconsin

Department Public Library
Contact Deputy Director-Public Works

Project # L-2024-001
Project Name Carpet/Floor Replacement - Main Collection Area

Type Improvement
Useful Life 12 years
Category Buildings
Priority 3 Important

Account Number

PASER Rating

Total Project Cost: $40,000

Description

Replacement of Carpeting in the following area: South of Concourse Area (Main Collection Area)

Justification

High use area of this carpeting is showing wear and is in need of replacement.

Expenditures	2022	2023	2024	2025	2026	Total
Construction/Maintenance			40,000			40,000
Total			40,000			40,000

Funding Sources	2022	2023	2024	2025	2026	Total
General Obligation Debt			40,000			40,000
Total			40,000			40,000

Budget Impact/Other

Capital Improvements Plan

2022 *thru* 2026

City of Menasha, Wisconsin

Department Public Library
Contact Library Director

Project # L-2024-003
Project Name Library Renovation

Type Improvement
Useful Life 25 years
Category Buildings
Priority 3 Important

Account Number

PASER Rating

Total Project Cost: $5,000,000

Description

The library recognizes that the needs of the community, the purpose of the library and the services it provides are changing.It is the goal of the library's staff and board of trustees to define those needs and to renovate the existing library to better meet that current and future role.

As of mid-2021 the library had begun the priocess of reaching out to the community to assess needs and desired outcomes. This data will then be used to drive a building design that allows us to best meet the needs of the community (Q1 2022). Once that portion is complete we would begin to solicit donations with an eye on construction in 2023.

It is intended that this project will be largely privately funded, with additional funding provided by the City of Menasha.

Justification

The library is in the initial stpes of determining future space needs for the library. This process will likely lead to a library renovation to ensure the facility is able to meet the community needs well into the future. At this poiint we would look for the majority of funding to come from private funding with the hope of the city contributing about 20% of the total cost - some of this amount would be recovered from Winnebago County over time.

Expenditures	2022	2023	2024	2025	2026	Total
Library Renovation			5,000,000			5,000,000
Total			**5,000,000**			**5,000,000**

Funding Sources	2022	2023	2024	2025	2026	Total
Donations			4,000,000			4,000,000
General Obligation Debt			1,000,000			1,000,000
Total			**5,000,000**			**5,000,000**

Budget Impact/Other

City of Menasha, Wisconsin

Capital Improvements Plan

2022 thru 2026

PROJECTS & FUNDING SOURCES BY DEPARTMENT

Department	Project #	Priority	2022	2023	2024	2025	2026	Total
Public Works Department								
Traffic Camera System	LIT-2021-002	3	20,000					*20,000*
General Obligation Debt			***20,000***					***20,000***
Traffic Signal Upgrades - River and Washington	LIT-2022-001	3	20,000	100,000				*120,000*
General Fund			***2,000***	***10,000***				***12,000***
Grants - State			***18,000***	***90,000***				***108,000***
APS System Installations	LIT-2022-002	3	18,000					*18,000*
General Obligation Debt			***18,000***					***18,000***
East Side Street Lighting Upgrade	LIT-2022-003	n/a	100,000					*100,000*
Grant			***100,000***					***100,000***
Signal Timing Upgrades Study	LIT-2024-001	3			25,000			*25,000*
General Obligation Debt					***25,000***			***25,000***
WE Lights LED Upgrade	LIT-2025-001	3				17,000		*17,000*
General Obligation Debt						***17,000***		***17,000***
Pedestrian Crossing Lights-Racine and 3rd	LIT-2025-002	3				15,000		*15,000*
General Obligation Debt						***15,000***		***15,000***
Pedestrian Crossing Lights-Midway @ Midway Pl	LIT-2026-001	3					15,000	*15,000*
General Obligation Debt							***15,000***	***15,000***
Chute Street Parking Lot Reconstruction	PLO-2024-001	2			227,735			*227,735*
TIF District #13 Fund					***227,735***			***227,735***
DOT Bridge Sanitary Relay	SAN-2022-001	1	250,000					*250,000*
Sewage Utility Fund			***250,000***					***250,000***
Garfield Ave. - Railroad St. to Washington St.	SAN-2025-001	2				1,000,000		*1,000,000*
Sewage Utility Fund						***1,000,000***		***1,000,000***
Sidewalk Replacement Program	SID-2020-000	2	30,000	30,000	30,000			*90,000*
General Obligation Debt			***30,000***	***30,000***	***30,000***			***90,000***
Midway Road Sidewalk	SID-2022-001	2	35,000					*35,000*
General Obligation Debt			***35,000***					***35,000***
Woodland Hills Trail Connection	SID-2024-001	4			70,000			*70,000*
General Obligation Debt					***70,000***			***70,000***
Province Terrace Sidewalk	SID-2025-001	3				35,000		*35,000*
General Obligation Debt						***35,000***		***35,000***
Brin Underground Pond	STO-2022-001	1	1,132,000					*1,132,000*
Stormwater Utility Fund			***1,132,000***					***1,132,000***
Ninth Street Pond	STO-2023-001	3	20,000	580,000				*600,000*
Grants - State				***120,000***				***120,000***
Stormwater Utility Fund			***20,000***	***460,000***				***480,000***
Storm Sewer Through Miron Property	STO-2025-001	1				200,000		*200,000*
Stormwater Utility Fund						***200,000***		***200,000***
Racine Street - Third to Ninth - DESIGN ONLY	STR-2020-001	3	75,000	75,000				*150,000*
General Obligation Debt			***75,000***	***75,000***				***150,000***
Racine St. Bridge Amenities	STR-2021-002	3	300,000	200,000				*500,000*
TIF District #08 Fund			***100,000***					***100,000***
TIF District #11 Fund			***200,000***					***200,000***
TIF District #13 Fund				***200,000***				***200,000***

Department	Project #	Priority	2022	2023	2024	2025	2026	Total
Eighth Street - DePere St to Appleton Rd	STR-2022-001	2	245,000					*245,000*
General Obligation Debt			***169,000***					***169,000***
Sewage Utility Fund			***20,000***					***20,000***
Stormwater Utility Fund			***56,000***					***56,000***
Airport Road - Racine Rd to Mayer St	STR-2022-002	1	922,000					*922,000*
General Obligation Debt			***177,000***					***177,000***
Intergovernmental Reimbursements			***603,000***					***603,000***
Stormwater Utility Fund			***142,000***					***142,000***
Pleasant Lane-Entire Loop	STR-2022-003	3	179,000					*179,000*
General Obligation Debt			***121,000***					***121,000***
Sewage Utility Fund			***15,000***					***15,000***
Stormwater Utility Fund			***43,000***					***43,000***
Main Street - Link to Racine St Bridge Proj limts	STR-2022-004	1	203,000					*203,000*
General Obligation Debt			***194,000***					***194,000***
Stormwater Utility Fund			***9,000***					***9,000***
Seventh Street- Manitowoc St to Melissa St	STR-2022-005	3	400,000					*400,000*
General Obligation Debt			***328,000***					***328,000***
Sewage Utility Fund			***15,000***					***15,000***
Stormwater Utility Fund			***57,000***					***57,000***
Terrace Avenue-Earl to Mission (City's Section)	STR-2022-006	4	22,000					*22,000*
General Obligation Debt			***22,000***					***22,000***
Mission Street-Terrace to Midway (City's Section)	STR-2022-007	4	25,000					*25,000*
General Obligation Debt			***25,000***					***25,000***
Oak Street Extension-Ahnip St to N Termini	STR-2022-008	3	1,020,600					*1,020,600*
TIF District #11 Fund			***1,020,600***					***1,020,600***
STH 114/Plank Road - Third to Melissa DESIGN ONLY	STR-2022-009	2	25,000	20,000	20,000	30,000	30,000	*125,000*
General Obligation Debt			***25,000***	***20,000***	***20,000***	***30,000***	***30,000***	***125,000***
Water Street - Barlow St to Tayco St	STR-2023-001	2		1,052,550				*1,052,550*
Grants - State				***500,000***				***500,000***
Sewer Fund-Laterals				***40,000***				***40,000***
TIF District #10 Fund				***512,550***				***512,550***
Harding Street - Appleton Rd to London St	STR-2023-002	2		179,000				*179,000*
General Obligation Debt				***121,000***				***121,000***
Sewage Utility Fund				***15,000***				***15,000***
Stormwater Utility Fund				***43,000***				***43,000***
Lucerne Drive - London St to University Dr	STR-2023-003	3		160,000				*160,000*
General Obligation Debt				***140,000***				***140,000***
Stormwater Utility Fund				***20,000***				***20,000***
Lucerne Drive-Appleton Rd to London St	STR-2023-004	3		85,000				*85,000*
General Obligation Debt				***70,000***				***70,000***
Stormwater Utility Fund				***15,000***				***15,000***
Maria Lane - Ninth St to W Termini	STR-2023-005	3		149,000				*149,000*
General Fund				***130,000***				***130,000***
Sewer Fund-Laterals				***4,000***				***4,000***
Stormwater Utility Fund				***15,000***				***15,000***
Stardust Drive-Elmwood Dr to Maria Ln	STR-2023-006	3		79,000				*79,000*
General Fund				***60,000***				***60,000***
Sewer Fund-Laterals				***4,000***				***4,000***
Stormwater Utility Fund				***15,000***				***15,000***
Wilson Street- Harding St to Eighth St	STR-2023-007	3		194,000				*194,000*
General Obligation Debt				***55,750***				***55,750***
Sewer Fund-Laterals				***64,000***				***64,000***
Stormwater Utility Fund				***74,250***				***74,250***
Harding Street - Wilson St to Appleton Rd	STR-2023-008	3		52,500				*52,500*
General Obligation Debt				***33,500***				***33,500***
Sewer Fund-Laterals				***16,000***				***16,000***
Stormwater Utility Fund				***3,000***				***3,000***

Department	Project #	Priority	2022	2023	2024	2025	2026	Total
Third Street- Manitowoc St to Konemac St	STR-2023-009	3		377,000				377,000
General Obligation Debt				***170,000***				***170,000***
Sewage Utility Fund				***32,000***				***32,000***
Sewer Fund-Laterals				***160,000***				***160,000***
Stormwater Utility Fund				***15,000***				***15,000***
Melissa Street- Ninth St to Airport Rd	STR-2023-010	3		236,000				236,000
General Obligation Debt				***205,000***				***205,000***
Sewer Fund-Laterals				***16,000***				***16,000***
Stormwater Utility Fund				***15,000***				***15,000***
Earl Street- Midway to Airport (City's Section)	STR-2023-011	3		180,000				180,000
General Obligation Debt				***150,000***				***150,000***
Stormwater Utility Fund				***30,000***				***30,000***
Barlow Street-Water St to Broad St	STR-2023-012	2		22,770				22,770
General Obligation Debt				***22,770***				***22,770***
Community Way-Chrystella to Lake Park Road	STR-2023-013	3		225,000				225,000
TIF District #12 Fund				***225,000***				***225,000***
Marquette Street- London St to E Termini	STR-2023-014	3		177,000				177,000
General Obligation Debt				***95,000***				***95,000***
Sewer Fund-Laterals				***72,000***				***72,000***
Stormwater Utility Fund				***10,000***				***10,000***
Appleton Street-Third to Fourth St	STR-2023-015	2		100,000				100,000
General Obligation Debt				***95,000***				***95,000***
Stormwater Utility Fund				***5,000***				***5,000***
First Street- Tayco to Lock Street	STR-2024-001	3			233,000			233,000
General Fund					***126,500***			***126,500***
Sewer Fund-Laterals					***88,000***			***88,000***
Stormwater Utility Fund					***18,500***			***18,500***
Racine Street-Third St to Ninth St (DOT)	STR-2024-002	2			320,000	4,884,600		5,204,600
General Obligation Debt						***430,196***		***430,196***
Grants - State						***3,713,483***		***3,713,483***
Sewer Fund-Laterals					***320,000***			***320,000***
Stormwater Utility Fund						***740,921***		***740,921***
Lush Street- First St to S Termini	STR-2024-003	3			68,000			68,000
General Fund					***53,000***			***53,000***
Sewer Fund-Laterals					***8,000***			***8,000***
Stormwater Utility Fund					***7,000***			***7,000***
Marquette Street- London St to Manitowoc Rd	STR-2024-004	2			454,500			454,500
General Obligation Debt					***200,000***			***200,000***
Sewage Utility Fund					***60,500***			***60,500***
Sewer Fund-Laterals					***144,000***			***144,000***
Stormwater Utility Fund					***50,000***			***50,000***
Third Street- Konemac St to Brighton Dr/E Termini	STR-2024-005	3			476,600			476,600
General Obligation Debt					***220,000***			***220,000***
Sewage Utility Fund					***153,600***			***153,600***
Sewer Fund-Laterals					***88,000***			***88,000***
Stormwater Utility Fund					***15,000***			***15,000***
Konemac Street - Third St to Second St	STR-2024-006	3			58,750			58,750
General Obligation Debt					***30,000***			***30,000***
Sewage Utility Fund					***20,750***			***20,750***
Sewer Fund-Laterals					***8,000***			***8,000***
Kernan Ave- STH114 to N Edge	STR-2024-007	3			170,000			170,000
General Obligation Debt					***165,000***			***165,000***
Stormwater Utility Fund					***5,000***			***5,000***
Gosling Way- Kernan Ave to Gosling Way Ct	STR-2024-008	4			140,000			140,000
General Obligation Debt-Special Assessments					***140,000***			***140,000***
Gosling Way Ct- Gosling Way to N Termini	STR-2024-009	4			185,000			185,000
General Obligation Debt-Special Assessments					***185,000***			***185,000***

Department	Project #	Priority	2022	2023	2024	2025	2026	Total
Woodcrest Heights Dr- Gosling Way to N Termini	STR-2024-010	4			180,000			*180,000*
General Obligation Debt-Special Assessments					***180,000***			***180,000***
Milwaukee Street - Third St to Seventh St	STR-2024-011	3			499,500			*499,500*
General Obligation Debt					***280,000***			***280,000***
Sewage Utility Fund					***39,500***			***39,500***
Sewer Fund-Laterals					***160,000***			***160,000***
Stormwater Utility Fund					***20,000***			***20,000***
Racine Street - Third to Ninth LAND ACQUISITION	STR-2024-012	2			50,000			*50,000*
General Obligation Debt					***50,000***			***50,000***
County Road P - Valley Road	STR-2025-002	2				90,000		*90,000*
General Obligation Debt						***90,000***		***90,000***
State Highway 114/Plank Road- Manitowoc to Melissa	STR-2025-003	2					130,000	*130,000*
Sewage Utility Fund							***10,000***	***10,000***
Sewer Fund-Laterals							***120,000***	***120,000***
Pine Street- Ahnaip St to Nicolet Blvd	STR-2025-004	3				155,000		*155,000*
General Obligation Debt						***62,500***		***62,500***
Sewer Fund-Laterals						***80,000***		***80,000***
Stormwater Utility Fund						***12,500***		***12,500***
Garfield Avenue-Railroad St to Washington St	STR-2025-005	3				496,425		*496,425*
General Fund						***300,000***		***300,000***
General Obligation Debt						***196,425***		***196,425***
Garfield Ave-Railroad St to Lawson St	STR-2025-006	3				534,000		*534,000*
General Obligation Debt						***380,000***		***380,000***
Sewage Utility Fund						***60,000***		***60,000***
Sewer Fund-Laterals						***24,000***		***24,000***
Stormwater Utility Fund						***70,000***		***70,000***
Sixth Street- DePere St to Manitowoc St	STR-2025-007	3				193,000		*193,000*
General Obligation Debt						***70,000***		***70,000***
Sewage Utility Fund						***51,000***		***51,000***
Sewer Fund-Laterals						***72,000***		***72,000***
Fourth Street-Racine St to DePere St	STR-2025-014	3				486,500		*486,500*
General Obligation Debt						***350,000***		***350,000***
Sewage Utility Fund						***18,500***		***18,500***
Sewer Fund-Laterals						***68,000***		***68,000***
Stormwater Utility Fund						***50,000***		***50,000***
Airport Road- Appleton Rd to Meadowview Dr	STR-2026-001	3					650,000	*650,000*
General Obligation Debt							***560,000***	***560,000***
Stormwater Utility Fund							***90,000***	***90,000***
London Street-Ninth St to Airport Rd	STR-2026-002	3					682,500	*682,500*
General Obligation Debt							***285,000***	***285,000***
Sewage Utility Fund							***112,500***	***112,500***
Sewer Fund-Laterals							***260,000***	***260,000***
Stormwater Utility Fund							***25,000***	***25,000***
Deerfield Court- Greendale to S Termini	STR-2026-003	4					35,000	*35,000*
General Obligation Debt							***35,000***	***35,000***
Racine Street- First St to Third St	STR-2026-004	3					1,020,000	*1,020,000*
General Obligation Debt							***84,000***	***84,000***
Grants - State							***816,000***	***816,000***
Sewer Fund-Laterals							***45,000***	***45,000***
Stormwater Utility Fund							***75,000***	***75,000***
Clovis Avenue- Appleton Rd to Ida St	STR-2026-005	3					167,000	*167,000*
General Obligation Debt							***95,000***	***95,000***
Sewage Utility Fund							***25,000***	***25,000***
Sewer Fund-Laterals							***32,000***	***32,000***
Stormwater Utility Fund							***15,000***	***15,000***
W. Fourth Street- Tayco St to W Termini	STR-2026-006	3					128,000	*128,000*
General Obligation Debt							***67,500***	***67,500***

Department	Project #	Priority	2022	2023	2024	2025	2026	Total
Sewer Fund-Laterals							***48,000***	***48,000***
Stormwater Utility Fund							***12,500***	***12,500***
Lake Street- Tayco St to W Termini	STR-2026-007	3					162,000	*162,000*
General Obligation Debt							***65,500***	***65,500***
Sewer Fund-Laterals							***84,000***	***84,000***
Stormwater Utility Fund							***12,500***	***12,500***
Appleton Street- Fourth St to Ninth St	STR-2026-008	3					740,000	*740,000*
General Obligation Debt							***315,000***	***315,000***
Sewage Utility Fund							***55,000***	***55,000***
Sewer Fund-Laterals							***360,000***	***360,000***
Stormwater Utility Fund							***10,000***	***10,000***
Ninth Street- Tayco St to Racine St	STR-2026-009	3					334,000	*334,000*
General Obligation Debt							***170,000***	***170,000***
Sewage Utility Fund							***92,000***	***92,000***
Sewer Fund-Laterals							***72,000***	***72,000***
Olde Pulley Lane-Tayco St to W Termini	STR-2026-010	3					37,000	*37,000*
General Obligation Debt							***37,000***	***37,000***
Roosevelt Street-Manitowoc St to London St	STR-2026-011	3					407,500	*407,500*
General Obligation Debt							***175,000***	***175,000***
Sewage Utility Fund							***22,500***	***22,500***
Sewer Fund-Laterals							***160,000***	***160,000***
Stormwater Utility Fund							***50,000***	***50,000***
Public Works Department Total			**5,041,600**	**4,273,820**	**3,208,085**	**8,136,525**	**4,538,000**	***25,198,030***
GRAND TOTAL			**5,041,600**	**4,273,820**	**3,208,085**	**8,136,525**	**4,538,000**	***25,198,030***

Capital Improvements Plan

2022 *thru* 2026

City of Menasha, Wisconsin

Department Public Works Department
Contact Director of Public Works

Project # LIT-2021-002
Project Name Traffic Camera System

Type Equipment
Useful Life 10 years
Category Other
Priority 3 Important

Account Number

PASER Rating

Total Project Cost: $20,000

Description

Installation of traffic camera system at Third and Racine Street intersection.

Justification

Expenditures	2022	2023	2024	2025	2026	Total
Equip/Vehicles/Furnishings	20,000					20,000
Total	**20,000**					**20,000**

Funding Sources	2022	2023	2024	2025	2026	Total
General Obligation Debt	20,000					20,000
Total	**20,000**					**20,000**

Budget Impact/Other

Capital Improvements Plan

2022 *thru* 2026

City of Menasha, Wisconsin

Department Public Works Department
Contact Director of Public Works

Project # LIT-2022-001
Project Name Traffic Signal Upgrades - River and Washington

Type Improvement
Useful Life 10 years
Category Other
Priority 3 Important

Account Number

PASER Rating

Total Project Cost: $120,000

Description

Upgrade of connecting highways traffic signals at River Street and Washington Street (STH 114). $120,000 for Engineering and Construction with 90% funded by the SISP DOT Grant.

Justification

Expenditures	2022	2023	2024	2025	2026	Total
Planning/Design	20,000					20,000
Construction/Maintenance		100,000				100,000
Total	**20,000**	**100,000**				**120,000**

Funding Sources	2022	2023	2024	2025	2026	Total
General Fund	2,000	10,000				12,000
Grants - State	18,000	90,000				108,000
Total	**20,000**	**100,000**				**120,000**

Budget Impact/Other

Capital Improvements Plan

2022 *thru* 2026

City of Menasha, Wisconsin

Department Public Works Department
Contact Director of Public Works

Project # LIT-2022-002
Project Name APS System Installations

Type Unassigned
Useful Life 15 years
Category Equipment: Miscellaneous
Priority 3 Important

Account Number

PASER Rating

Total Project Cost: $18,000

Description

Install Accessible Pedestrian Signals (APS) System at Third and DePere and at Tayco and Main. Pedestrian signals were supposed to be installed when the intersection improvements were completed at Third and DePere. Official requests have been made by a State of WI Rehab Specialist to have these installed for a client in the area.

Justification

Expenditures	2022	2023	2024	2025	2026	Total
Other	18,000					18,000
Total	18,000					18,000

Funding Sources	2022	2023	2024	2025	2026	Total
General Obligation Debt	18,000					18,000
Total	18,000					18,000

Budget Impact/Other

Capital Improvements Plan

2022 *thru* 2026

City of Menasha, Wisconsin

Department Public Works Department
Contact Director of Public Works

Project # LIT-2022-003
Project Name East Side Street Lighting Upgrade

Type Unassigned
Useful Life
Category Other
Priority n/a

Account Number
PASER Rating

Total Project Cost: $100,000

Description

Upgrade street light on the east side to LED lights.

Justification

Expenditures	2022	2023	2024	2025	2026	Total
Lighting - Upgrade	100,000					100,000
Total	100,000					100,000

Funding Sources	2022	2023	2024	2025	2026	Total
Grant	100,000					100,000
Total	100,000					100,000

Budget Impact/Other

Capital Improvements Plan

2022 *thru* 2026

City of Menasha, Wisconsin

Department Public Works Department
Contact Director of Public Works

Project # LIT-2024-001
Project Name Signal Timing Upgrades Study

Type Maintenance
Useful Life 25 years
Category Equipment: PW Equip
Priority 3 Important

Account Number

PASER Rating

Total Project Cost: $25,000

Description

Review traffic signal timing on 9 intersections, which is all of them in the City except River and Washington (grant received for 2022-2023) and Seventh and Racine (Racine and DOT project in 2025)

Justification

Expenditures	2022	2023	2024	2025	2026	Total
Signage			25,000			25,000
Total			**25,000**			**25,000**

Funding Sources	2022	2023	2024	2025	2026	Total
General Obligation Debt			25,000			25,000
Total			**25,000**			**25,000**

Budget Impact/Other

Capital Improvements Plan

2022 *thru* 2026

City of Menasha, Wisconsin

Department Public Works Department
Contact Director of Public Works

Project # LIT-2025-001
Project Name WE Lights LED Upgrade

Type Improvement
Useful Life 15 years
Category Equipment: Miscellaneous
Priority 3 Important

Account Number

PASER Rating

Total Project Cost: $17,000

Description

Upgrade of WE Energies Street lights to LED-continuation of upgrades that had commenced in years prior.

Justification

Expenditures	2022	2023	2024	2025	2026	Total
Lighting - Upgrade				17,000		17,000
Total				**17,000**		**17,000**

Funding Sources	2022	2023	2024	2025	2026	Total
General Obligation Debt				17,000		17,000
Total				**17,000**		**17,000**

Budget Impact/Other

Capital Improvements Plan

2022 *thru* 2026

City of Menasha, Wisconsin

Department Public Works Department
Contact Director of Public Works

Project # LIT-2025-002
Project Name Pedestrian Crossing Lights-Racine and 3rd

Type Improvement
Useful Life 20 years
Category Equipment: Miscellaneous
Priority 3 Important

Account Number

PASER Rating

Total Project Cost: $15,000

Description

Solar powered pedestrian crossing flashing lights system-countdown signals?

Justification

Expenditures	2022	2023	2024	2025	2026	Total
Signage				15,000		15,000
Total				15,000		15,000

Funding Sources	2022	2023	2024	2025	2026	Total
General Obligation Debt				15,000		15,000
Total				15,000		15,000

Budget Impact/Other

Capital Improvements Plan

2022 *thru* 2026

City of Menasha, Wisconsin

Department Public Works Department
Contact Director of Public Works

Project # LIT-2026-001
Project Name Pedestrian Crossing Lights-Midway @ Midway Pl

Type Improvement
Useful Life 15 years
Category Equipment: Miscellaneous
Priority 3 Important

Account Number

PASER Rating

Total Project Cost: $15,000

Description

Installation of rapid flash pedestrian crossing lights at Midway Road and Midway Place

Justification

Expenditures	2022	2023	2024	2025	2026	Total
Signage					15,000	15,000
Total					15,000	15,000

Funding Sources	2022	2023	2024	2025	2026	Total
General Obligation Debt					15,000	15,000
Total					15,000	15,000

Budget Impact/Other

Capital Improvements Plan

2022 *thru* 2026

City of Menasha, Wisconsin

Department Public Works Department
Contact Director of Public Works

Project # PLO-2024-001
Project Name Chute Street Parking Lot Reconstruction

Type Maintenance
Useful Life 25 years
Category Other
Priority 2 Very Important

Account Number

PASER Rating

Total Project Cost: $227,735

Description

Reconstruct Parking Lot off Chute Street

Justification

Expenditures	2022	2023	2024	2025	2026	Total
Construction/Maintenance			227,735			227,735
Total			**227,735**			**227,735**

Funding Sources	2022	2023	2024	2025	2026	Total
TIF District #13 Fund			227,735			227,735
Total			**227,735**			**227,735**

Budget Impact/Other

Capital Improvements Plan

2022 *thru* 2026

City of Menasha, Wisconsin

Department Public Works Department
Contact Director of Public Works

Project # SAN-2022-001
Project Name DOT Bridge Sanitary Relay

Type Improvement
Useful Life 40 years
Category Sanitary Sewers
Priority 1 Critical

Account Number

PASER Rating

Total Project Cost: $250,000

Description

Sanitary relays on Ahnip Street and Naymut Street for DOT Bridge Project

Justification

Expenditures	2022	2023	2024	2025	2026	Total
Sanitary Sewers	250,000					250,000
Total	250,000					250,000

Funding Sources	2022	2023	2024	2025	2026	Total
Sewage Utility Fund	250,000					250,000
Total	250,000					250,000

Budget Impact/Other

Capital Improvements Plan

2022 *thru* 2026

City of Menasha, Wisconsin

Department Public Works Department
Contact Director of Public Works

Project # SAN-2025-001
Project Name Garfield Ave. - Railroad St. to Washington St.

Type Improvement
Useful Life 75 years
Category Sanitary Sewers
Priority 2 Very Important

Account Number

PASER Rating

Total Project Cost: $1,000,000

Description

Sanitary Sewer Relay prior to Garfield Paving project

Justification

Expenditures	2022	2023	2024	2025	2026	Total
Sanitary Sewers				1,000,000		1,000,000
Total				1,000,000		1,000,000

Funding Sources	2022	2023	2024	2025	2026	Total
Sewage Utility Fund				1,000,000		1,000,000
Total				1,000,000		1,000,000

Budget Impact/Other

Capital Improvements Plan

2022 *thru* 2026

City of Menasha, Wisconsin

Department Public Works Department
Contact Deputy Director-Public Works

Project # SID-2020-000
Project Name Sidewalk Replacement Program

Type Maintenance
Useful Life 25 years
Category Other
Priority 2 Very Important

Account Number

PASER Rating

Total Project Cost: $180,000

Description

Replacement of sidewalk that pose risk to injury

Justification

Limits City's risk of claims

Expenditures	2022	2023	2024	2025	2026	Total
Construction/Maintenance	30,000	30,000	30,000			90,000
Total	**30,000**	**30,000**	**30,000**			**90,000**

Funding Sources	2022	2023	2024	2025	2026	Total
General Obligation Debt	30,000	30,000	30,000			90,000
Total	**30,000**	**30,000**	**30,000**			**90,000**

Budget Impact/Other

Capital Improvements Plan

2022 *thru* 2026

City of Menasha, Wisconsin

Department Public Works Department
Contact Director of Public Works

Project # SID-2022-001
Project Name Midway Road Sidewalk

Type Improvement
Useful Life 25 years
Category Other
Priority 2 Very Important

Account Number

PASER Rating

Total Project Cost: $35,000

Description

Addition of sidewalks in front of RR Donnelly on Midway Road

Justification

Completion of sidewalk system in this location

Expenditures	2022	2023	2024	2025	2026	Total
Sidewalks - New	35,000					35,000
Total	35,000					35,000

Funding Sources	2022	2023	2024	2025	2026	Total
General Obligation Debt	35,000					35,000
Total	35,000					35,000

Budget Impact/Other

Capital Improvements Plan

2022 *thru* 2026

City of Menasha, Wisconsin

Department Public Works Department
Contact Director of Public Works

Project # SID-2024-001
Project Name Woodland Hills Trail Connection

Type Improvement
Useful Life 20 years
Category Trails
Priority 4 Less Important

Account Number

PASER Rating

Total Project Cost: $70,000

Description

Trail connection along Woodland Hills Drive/Kernan Avenue/Gosling Way connecting the future Conservation North Subdivision/Natures Way Trail to the Third Addition to Woodland Hills.

Justification

Expenditures	2022	2023	2024	2025	2026	Total
Trails - New			70,000			70,000
Total			**70,000**			**70,000**

Funding Sources	2022	2023	2024	2025	2026	Total
General Obligation Debt			70,000			70,000
Total			**70,000**			**70,000**

Budget Impact/Other

Capital Improvements Plan

2022 *thru* 2026

City of Menasha, Wisconsin

Department Public Works Department
Contact Director of Public Works

Project # SID-2025-001
Project Name Province Terrace Sidewalk

Type Improvement
Useful Life 20 years
Category Other
Priority 3 Important

Account Number

PASER Rating

Total Project Cost: $35,000

Description

Installation of sidewalk on East side of Province Terrace near the stormwater pond

Justification

Expenditures	2022	2023	2024	2025	2026	Total
Sidewalks - New				35,000		35,000
Total				**35,000**		**35,000**

Funding Sources	2022	2023	2024	2025	2026	Total
General Obligation Debt				35,000		35,000
Total				**35,000**		**35,000**

Budget Impact/Other

Capital Improvements Plan

2022 *thru* 2026

City of Menasha, Wisconsin

Department Public Works Department
Contact Director of Public Works

Project # STO-2022-001
Project Name Brin Underground Pond

Type Improvement
Useful Life 75 years
Category Storm Sewer/Drainage
Priority 1 Critical

Account Number

PASER Rating

Total Project Cost: $1,132,000

Description

As part of the Brin development - City is to construct a regional underground detention pond to support the Brin Development and future redevelopment in the area as required to meet the City's Stormwater Management Plan.

Justification

Expenditures	2022	2023	2024	2025	2026	Total
Stormwater Basins	1,132,000					1,132,000
Total	1,132,000					1,132,000

Funding Sources	2022	2023	2024	2025	2026	Total
Stormwater Utility Fund	1,132,000					1,132,000
Total	1,132,000					1,132,000

Budget Impact/Other

Capital Improvements Plan

2022 *thru* 2026

City of Menasha, Wisconsin

Department Public Works Department
Contact Director of Public Works

Project # STO-2023-001
Project Name Ninth Street Pond

Type Improvement
Useful Life 75 years
Category Storm Sewer/Drainage
Priority 3 Important

Account Number

PASER Rating

Total Project Cost: $600,000

Description

Construct Ninth Street Underground Storm Pond - To be done in conjunction with Ninth Street Parking Lot

Justification

Expenditures	2022	2023	2024	2025	2026	Total
Planning/Design	20,000					20,000
Stormwater Basins		580,000				580,000
Total	**20,000**	**580,000**				**600,000**

Funding Sources	2022	2023	2024	2025	2026	Total
Grants - State		120,000				120,000
Stormwater Utility Fund	20,000	460,000				480,000
Total	**20,000**	**580,000**				**600,000**

Budget Impact/Other

Engineering/Land Acquisition Costs are Estimates. Will get better numbers before 2020 budget.

Capital Improvements Plan

2022 *thru* 2026

City of Menasha, Wisconsin

Department Public Works Department
Contact Director of Public Works

Project # STO-2025-001
Project Name Storm Sewer Through Miron Property

Type Improvement
Useful Life 75 years
Category Storm Sewer/Drainage
Priority 1 Critical

Account Number

PASER Rating

Total Project Cost: $200,000

Description

Storm Sewer conveyance related to Valley Road (CTH P) Project. Storm Sewer installation will require easement through Miron property.

Justification

Expenditures	2022	2023	2024	2025	2026	Total
Stormwater Basins				200,000		200,000
Total				200,000		200,000

Funding Sources	2022	2023	2024	2025	2026	Total
Stormwater Utility Fund				200,000		200,000
Total				200,000		200,000

Budget Impact/Other

Capital Improvements Plan

2022 *thru* 2026

City of Menasha, Wisconsin

Department Public Works Department
Contact

Project # STR-2020-001
Project Name Racine Street - Third to Ninth - DESIGN ONLY

Type Unassigned
Useful Life
Category Street Reconstruction
Priority 3 Important

Account Number
PASER Rating

Total Project Cost: $240,000

Description

Racine Street - Third to Ninth - DOT Cost Share for Design. Only to be budgeted if Transportation Advisory Committee from ECWRPC selects this project to be funded. Final funding numbers would come in December 2019. This budget provides funds so that engineering can take place starting in 2020.

Justification

Expenditures	2022	2023	2024	2025	2026	Total
Engineering/Design	75,000	75,000				150,000
Total	**75,000**	**75,000**				**150,000**

Funding Sources	2022	2023	2024	2025	2026	Total
General Obligation Debt	75,000	75,000				150,000
Total	**75,000**	**75,000**				**150,000**

Budget Impact/Other

Capital Improvements Plan

2022 *thru* 2026

City of Menasha, Wisconsin

Department Public Works Department
Contact Director of Public Works

Project # STR-2021-002
Project Name Racine St. Bridge Amenities

Type Improvement
Useful Life 75 years
Category Street Reconstruction
Priority 3 Important

Account Number

PASER Rating

Total Project Cost: $500,000

Description

Costs related to City desired improvements to the Racine Street bridge project

Justification

Expenditures	2022	2023	2024	2025	2026	Total
Street Construction - Replacement	300,000	200,000				500,000
Total	**300,000**	**200,000**				**500,000**

Funding Sources	2022	2023	2024	2025	2026	Total
TIF District #08 Fund	100,000					100,000
TIF District #11 Fund	200,000					200,000
TIF District #13 Fund		200,000				200,000
Total	**300,000**	**200,000**				**500,000**

Budget Impact/Other

Capital Improvements Plan

2022 *thru* 2026

City of Menasha, Wisconsin

Department Public Works Department
Contact Director of Public Works

Project # STR-2022-001
Project Name Eighth Street - DePere St to Appleton Rd

Type Maintenance
Useful Life 10 years
Category Street Pulverize
Priority 2 Very Important

Account Number

PASER Rating 5

Total Project Cost: $245,000

Description

Project Length - 2059' +/-. The work includes spot replacement of curb & gutter, spot replacement of sidewalk and 2" Mill/Overlay.

Justification

Expenditures	2022	2023	2024	2025	2026	Total
Sidewalks - Replacement	22,000					22,000
Street Construction - Replacement	147,000					147,000
Curb & Gutter	56,000					56,000
Sanitary Sewers	20,000					20,000
Total	**245,000**					**245,000**

Funding Sources	2022	2023	2024	2025	2026	Total
General Obligation Debt	169,000					169,000
Sewage Utility Fund	20,000					20,000
Stormwater Utility Fund	56,000					56,000
Total	**245,000**					**245,000**

Budget Impact/Other

Capital Improvements Plan

2022 *thru* 2026

City of Menasha, Wisconsin

Department Public Works Department
Contact Director of Public Works

Project # STR-2022-002
Project Name Airport Road - Racine Rd to Mayer St

Type Improvement
Useful Life 25 years
Category Street Reconstruction
Priority 1 Critical

Account Number

PASER Rating

Total Project Cost: $922,000

Description

Project length - 4,300' +/-. Work includes some curb and gutter replacement, removal of concrete road surface and placement of 5" asphalt pavement, and new 10' trail on Airport Road - McMahon Estimate: $1.1 Million total project. 33% City of Menasha and 67% Village of Fox Crossing

Justification

Expenditures	2022	2023	2024	2025	2026	Total
Sidewalks - New	82,000					82,000
Street Construction - Replacement	698,000					698,000
Curb & Gutter	142,000					142,000
Total	**922,000**					**922,000**

Funding Sources	2022	2023	2024	2025	2026	Total
General Obligation Debt	177,000					177,000
Intergovernmental Reimbursements	603,000					603,000
Stormwater Utility Fund	142,000					142,000
Total	**922,000**					**922,000**

Budget Impact/Other

Reconstruction of Airport Road - McMahon Estimate $1.1 Million. 33% City and 67% Village

Capital Improvements Plan

2022 *thru* 2026

City of Menasha, Wisconsin

Department Public Works Department
Contact Director of Public Works

Project # STR-2022-003
Project Name Pleasant Lane-Entire Loop

Type Improvement
Useful Life 15 years
Category Street Pulverize
Priority 3 Important

Account Number

PASER Rating

Total Project Cost: $179,000

Description

Project length - 1,200' +/-. The work includes sanitary lateral replacement, spot replacement of curb & gutter, spot replacement of sidewalk and pulverize and pave asphalt surface.

Justification

Expenditures	2022	2023	2024	2025	2026	Total
Sidewalks - Replacement	8,000					8,000
Street Construction - Replacement	113,000					113,000
Curb & Gutter	43,000					43,000
Sanitary Laterals	15,000					15,000
Total	**179,000**					**179,000**

Funding Sources	2022	2023	2024	2025	2026	Total
General Obligation Debt	121,000					121,000
Sewage Utility Fund	15,000					15,000
Stormwater Utility Fund	43,000					43,000
Total	**179,000**					**179,000**

Budget Impact/Other

Capital Improvements Plan

2022 *thru* 2026

City of Menasha, Wisconsin

Department Public Works Department
Contact Director of Public Works

Project # STR-2022-004
Project Name Main Street - Link to Racine St Bridge Proj limts

Type Unassigned
Useful Life 40 years
Category Street Reconstruction
Priority 1 Critical

Account Number

PASER Rating

Total Project Cost: $203,000

Description

Complete Main Street from Link to end of Racine Street bridge project. "Other" in Expenditures is electrical/lighting.

Justification

Expenditures	2022	2023	2024	2025	2026	Total
Other	66,000					66,000
Sidewalks - Replacement	35,000					35,000
Street Construction - Replacement	93,000					93,000
Curb & Gutter	9,000					9,000
Total	203,000					203,000

Funding Sources	2022	2023	2024	2025	2026	Total
General Obligation Debt	194,000					194,000
Stormwater Utility Fund	9,000					9,000
Total	203,000					203,000

Budget Impact/Other

Capital Improvements Plan

2022 *thru* 2026

City of Menasha, Wisconsin

Department Public Works Department
Contact Director of Public Works

Project # STR-2022-005
Project Name Seventh Street- Manitowoc St to Melissa St

Type Improvement
Useful Life 15 years
Category Street Mill & Overlay
Priority 3 Important

Account Number

PASER Rating

Total Project Cost: $400,000

Description

Project length - 3,300' +/-. The work includes sanitary lateral replacement, spot replacement of sanitary main, spot replacement of curb & gutter, spot replacement of sidewalk and mill and overlay asphalt surface.

Justification

Expenditures	2022	2023	2024	2025	2026	Total
Sidewalks - Replacement	20,000					20,000
Street Construction - Replacement	308,000					308,000
Curb & Gutter	57,000					57,000
Sanitary Laterals	15,000					15,000
Total	**400,000**					**400,000**

Funding Sources	2022	2023	2024	2025	2026	Total
General Obligation Debt	328,000					328,000
Sewage Utility Fund	15,000					15,000
Stormwater Utility Fund	57,000					57,000
Total	**400,000**					**400,000**

Budget Impact/Other

Capital Improvements Plan

2022 *thru* 2026

City of Menasha, Wisconsin

Department Public Works Department
Contact Director of Public Works

Project # STR-2022-006
Project Name Terrace Avenue-Earl to Mission (City's Section)

Type Improvement
Useful Life 20 years
Category Street Pulverize
Priority 4 Less Important

Account Number

PASER Rating

Total Project Cost: $22,000

Description

Project length - 350' +/-. The work includes spot replacement of curb & gutter, spot replacement of sidewalk and pulverize and pave asphalt surface.

Justification

Expenditures	2022	2023	2024	2025	2026	Total
Street Construction - Replacement	22,000					22,000
Total	22,000					22,000

Funding Sources	2022	2023	2024	2025	2026	Total
General Obligation Debt	22,000					22,000
Total	22,000					22,000

Budget Impact/Other

Capital Improvements Plan

2022 *thru* 2026

City of Menasha, Wisconsin

Department Public Works Department
Contact Director of Public Works

Project # STR-2022-007
Project Name Mission Street-Terrace to Midway (City's Section)

Type Improvement
Useful Life 20 years
Category Street Pulverize
Priority 4 Less Important

Account Number

PASER Rating

Total Project Cost: $25,000

Description

Project length - 750' +/-. The work includes spot replacement of curb & gutter, spot replacement of sidewalk and pulverize and pave asphalt surface.

Justification

Expenditures	2022	2023	2024	2025	2026	Total
Street Construction - Replacement	25,000					25,000
Total	**25,000**					**25,000**

Funding Sources	2022	2023	2024	2025	2026	Total
General Obligation Debt	25,000					25,000
Total	**25,000**					**25,000**

Budget Impact/Other

Capital Improvements Plan

2022 *thru* 2026

City of Menasha, Wisconsin

Department Public Works Department
Contact Community Development Dire

Project # STR-2022-008
Project Name Oak Street Extension-Ahnip St to N Termini

Type Improvement
Useful Life 40 years
Category Roadway Extensions
Priority 3 Important

Account Number

PASER Rating

Total Project Cost: $1,444,920

Description

Extend Oak Street North of Ahnaip Street towards the River - support additional development and replace the existing access bridge. Project will include sanitary sewer and water main reconstruction, stormwater treatment, and installation of the new roadway and relocation of the access bridge.

Justification

Expenditures	2022	2023	2024	2025	2026	Total
Street Construction - New	632,300					632,300
Sanitary Sewers	173,600					173,600
Water Mains/Laterals	137,700					137,700
Stormwater Basins	77,000					77,000
Total	**1,020,600**					**1,020,600**

Funding Sources	2022	2023	2024	2025	2026	Total
TIF District #11 Fund	1,020,600					1,020,600
Total	**1,020,600**					**1,020,600**

Budget Impact/Other

Capital Improvements Plan

2022 *thru* 2026

City of Menasha, Wisconsin

Department Public Works Department
Contact Director of Public Works

Project # STR-2022-009
Project Name STH 114/Plank Road - Third to Melissa DESIGN ONLY

Type Improvement
Useful Life 40 years
Category Street Reconstruction
Priority 2 Very Important

Account Number

PASER Rating

Total Project Cost: $125,000

Description

Design with Plank Road has begun. Design is anticipated to be complete by 2025, and hte total anticipated Engineering Costs are $450,000. All work will be initiated by the DOT and the Federal Share is 75% ($337,500), Local Share is 25% ($112,500) for Engineering and Design.

Justification

Expenditures	2022	2023	2024	2025	2026	Total
Planning/Design	25,000	20,000	20,000	30,000	30,000	125,000
Total	**25,000**	**20,000**	**20,000**	**30,000**	**30,000**	**125,000**

Funding Sources	2022	2023	2024	2025	2026	Total
General Obligation Debt	25,000	20,000	20,000	30,000	30,000	125,000
Total	**25,000**	**20,000**	**20,000**	**30,000**	**30,000**	**125,000**

Budget Impact/Other

Capital Improvements Plan

2022 *thru* 2026

City of Menasha, Wisconsin

Department Public Works Department
Contact Director of Public Works

Project # STR-2023-001
Project Name Water Street - Barlow St to Tayco St

Type Improvement
Useful Life 15 years
Category Street Reconstruction
Priority 2 Very Important

Account Number

PASER Rating 3

Total Project Cost: $1,052,550

Description

Project length - 2,000' +/-. The work includes sanitary lateral replacement, asphalt roadway reconstruction, and shorewall and trail improvements.

Justification

Rebuild roadway and shorewall as recommended by Water Street Corridor Plan. Shorewall & Trail Improvements are included at this time. Expected to apply for State Grant for Shorewall portion of this project ($500,000).

Expenditures	2022	2023	2024	2025	2026	Total
Trails - Replacement		132,000				132,000
Street Construction - Replacement		380,550				380,550
Shorewall		500,000				500,000
Sanitary Laterals		40,000				40,000
Total		**1,052,550**				**1,052,550**

Funding Sources	2022	2023	2024	2025	2026	Total
Grants - State		500,000				500,000
Sewer Fund-Laterals		40,000				40,000
TIF District #10 Fund		512,550				512,550
Total		**1,052,550**				**1,052,550**

Budget Impact/Other

Capital Improvements Plan

2022 *thru* 2026

City of Menasha, Wisconsin

Department Public Works Department
Contact Director of Public Works

Project # STR-2023-002
Project Name Harding Street - Appleton Rd to London St

Type Improvement
Useful Life 15 years
Category Street Pulverize
Priority 2 Very Important

Account Number

PASER Rating 5

Total Project Cost: $179,000

Description

Project length - 1,200' +/-. The work includes sanitary lateral replacement, spot replacement of curb & gutter, spot replacement of sidewalk and pulverize and pave asphalt surface.

Justification

Expenditures	2022	2023	2024	2025	2026	Total
Sidewalks - Replacement		8,000				8,000
Street Construction - Replacement		113,000				113,000
Curb & Gutter		43,000				43,000
Sanitary Laterals		15,000				15,000
Total		**179,000**				**179,000**

Funding Sources	2022	2023	2024	2025	2026	Total
General Obligation Debt		121,000				121,000
Sewage Utility Fund		15,000				15,000
Stormwater Utility Fund		43,000				43,000
Total		**179,000**				**179,000**

Budget Impact/Other

Capital Improvements Plan

2022 *thru* 2026

City of Menasha, Wisconsin

Department Public Works Department
Contact Director of Public Works

Project # STR-2023-003
Project Name Lucerne Drive - London St to University Dr

Type Improvement
Useful Life
Category Street Reconstruction
Priority 3 Important

Account Number
PASER Rating

Total Project Cost: $160,000

Description

Project length - 1,400' +/-. The work includes spot replacement of curb & gutter, spot replacement of sidewalk and pulverize and pave asphalt surface.

Justification

Expenditures	2022	2023	2024	2025	2026	Total
Construction/Maintenance		160,000				160,000
Total		**160,000**				**160,000**

Funding Sources	2022	2023	2024	2025	2026	Total
General Obligation Debt		140,000				140,000
Stormwater Utility Fund		20,000				20,000
Total		**160,000**				**160,000**

Budget Impact/Other

Capital Improvements Plan

2022 *thru* 2026

City of Menasha, Wisconsin

Department Public Works Department
Contact Deputy Director-Public Works

Project # STR-2023-004
Project Name Lucerne Drive-Appleton Rd to London St

Type Improvement
Useful Life 15 years
Category Street Reconstruction
Priority 3 Important

Account Number

PASER Rating 4

Total Project Cost: $85,000

Description

Project length - 340' +/-. The work includes sanitary lateral replacement, spot replacement of curb & gutter, spot replacement of sidewalk and pulverize and pave asphalt surface.

Justification

Expenditures	2022	2023	2024	2025	2026	Total
Street Construction - Replacement		85,000				85,000
Total		**85,000**				**85,000**

Funding Sources	2022	2023	2024	2025	2026	Total
General Obligation Debt		70,000				70,000
Stormwater Utility Fund		15,000				15,000
Total		**85,000**				**85,000**

Budget Impact/Other

Capital Improvements Plan

2022 *thru* 2026

City of Menasha, Wisconsin

Department Public Works Department
Contact Director of Public Works

Project # STR-2023-005
Project Name Maria Lane - Ninth St to W Termini

Type Improvement
Useful Life 20 years
Category Street Pulverize
Priority 3 Important

Account Number

PASER Rating

Total Project Cost: $149,000

Description

Project length - 1,400' +/-. The work includes sanitary lateral replacement, spot replacement of curb & gutter, spot replacement of sidewalk and pulverize and pave asphalt surface.

Justification

Expenditures	2022	2023	2024	2025	2026	Total
Street Construction - Replacement		145,000				145,000
Sanitary Laterals		4,000				4,000
Total		**149,000**				**149,000**

Funding Sources	2022	2023	2024	2025	2026	Total
General Fund		130,000				130,000
Sewer Fund-Laterals		4,000				4,000
Stormwater Utility Fund		15,000				15,000
Total		**149,000**				**149,000**

Budget Impact/Other

Capital Improvements Plan

2022 *thru* 2026

City of Menasha, Wisconsin

Department Public Works Department
Contact Director of Public Works

Project # STR-2023-006
Project Name Stardust Drive-Elmwood Dr to Maria Ln

Type Improvement
Useful Life 20 years
Category Street Pulverize
Priority 3 Important

Account Number

PASER Rating

Total Project Cost: $79,000

Description

Project length - 525' +/-. The work includes sanitary lateral replacement, spot replacement of curb & gutter, spot replacement of sidewalk and pulverize and pave asphalt surface.

Justification

Expenditures	2022	2023	2024	2025	2026	Total
Street Construction - Replacement		75,000				75,000
Sanitary Laterals		4,000				4,000
Total		**79,000**				**79,000**

Funding Sources	2022	2023	2024	2025	2026	Total
General Fund		60,000				60,000
Sewer Fund-Laterals		4,000				4,000
Stormwater Utility Fund		15,000				15,000
Total		**79,000**				**79,000**

Budget Impact/Other

Capital Improvements Plan

2022 *thru* 2026

City of Menasha, Wisconsin

Department Public Works Department
Contact Deputy Director-Public Works

Project # STR-2023-007
Project Name Wilson Street- Harding St to Eighth St

Type Improvement
Useful Life
Category Street Reconstruction
Priority 3 Important

Account Number

PASER Rating

Total Project Cost: $194,000

Description

Project length - 475' +/-. The work includes sanitary lateral replacement, spot replacement of curb & gutter, spot replacement of sidewalk and pulverize and pave asphalt surface.

Justification

Expenditures	2022	2023	2024	2025	2026	Total
Construction/Maintenance		130,000				130,000
Sanitary Laterals		64,000				64,000
Total		**194,000**				**194,000**

Funding Sources	2022	2023	2024	2025	2026	Total
General Obligation Debt		55,750				55,750
Sewer Fund-Laterals		64,000				64,000
Stormwater Utility Fund		74,250				74,250
Total		**194,000**				**194,000**

Budget Impact/Other

Capital Improvements Plan

2022 *thru* 2026

City of Menasha, Wisconsin

Department Public Works Department
Contact Director of Public Works

Project # STR-2023-008
Project Name Harding Street - Wilson St to Appleton Rd

Type Improvement
Useful Life 25 years
Category Street Pulverize
Priority 3 Important

Account Number

PASER Rating 5

Total Project Cost: $52,500

Description

Project length - 500' +/-. The work includes sanitary lateral replacement, spot replacement of curb & gutter, spot replacement of sidewalk and pulverize and pave asphalt surface.

Justification

Expenditures	2022	2023	2024	2025	2026	Total
Street Construction - Replacement		36,500				36,500
Sanitary Laterals		16,000				16,000
Total		**52,500**				**52,500**

Funding Sources	2022	2023	2024	2025	2026	Total
General Obligation Debt		33,500				33,500
Sewer Fund-Laterals		16,000				16,000
Stormwater Utility Fund		3,000				3,000
Total		**52,500**				**52,500**

Budget Impact/Other

Capital Improvements Plan

2022 *thru* 2026

City of Menasha, Wisconsin

Department Public Works Department
Contact Director of Public Works

Project # STR-2023-009
Project Name Third Street- Manitowoc St to Konemac St

Type Improvement
Useful Life
Category Street Reconstruction
Priority 3 Important

Account Number

PASER Rating 4

Total Project Cost: $377,000

Description

Project length - 1,510' +/-. The work includes sanitary lateral replacement, sanitary sewer main spot repairs, spot replacement of curb & gutter, spot replacement of sidewalk and pulverize and pave asphalt surface.

Justification

Expenditures	2022	2023	2024	2025	2026	Total
Construction/Maintenance		185,000				185,000
Sanitary Sewers		32,000				32,000
Sanitary Laterals		160,000				160,000
Total		**377,000**				**377,000**

Funding Sources	2022	2023	2024	2025	2026	Total
General Obligation Debt		170,000				170,000
Sewage Utility Fund		32,000				32,000
Sewer Fund-Laterals		160,000				160,000
Stormwater Utility Fund		15,000				15,000
Total		**377,000**				**377,000**

Budget Impact/Other

Capital Improvements Plan

2022 *thru* 2026

City of Menasha, Wisconsin

Department Public Works Department
Contact Director of Public Works

Project # STR-2023-010
Project Name Melissa Street- Ninth St to Airport Rd

Type Improvement
Useful Life
Category Street Reconstruction
Priority 3 Important

Account Number
PASER Rating

Total Project Cost: $236,000

Description

Project length - 1,850' +/-. The work includes sanitary lateral replacement, spot replacement of curb & gutter, spot replacement of sidewalk and pulverize and pave asphalt surface.

Justification

Expenditures	2022	2023	2024	2025	2026	Total
Street Construction - Replacement		220,000				220,000
Sanitary Laterals		16,000				16,000
Total		**236,000**				**236,000**

Funding Sources	2022	2023	2024	2025	2026	Total
General Obligation Debt		205,000				205,000
Sewer Fund-Laterals		16,000				16,000
Stormwater Utility Fund		15,000				15,000
Total		**236,000**				**236,000**

Budget Impact/Other

Capital Improvements Plan

2022 *thru* 2026

City of Menasha, Wisconsin

Department Public Works Department
Contact Director of Public Works

Project # STR-2023-011
Project Name Earl Street- Midway to Airport (City's Section)

Type Improvement
Useful Life 20 years
Category Street Reconstruction
Priority 3 Important

Account Number

PASER Rating

Total Project Cost: $180,000

Description

Project length - 1,320' +/-. The work includes storm sewer installation, curb and gutter installation, and pulverize and pave asphalt surface.

Justification

Expenditures	2022	2023	2024	2025	2026	Total
Street Construction - Replacement		180,000				180,000
Total		**180,000**				**180,000**

Funding Sources	2022	2023	2024	2025	2026	Total
General Obligation Debt		150,000				150,000
Stormwater Utility Fund		30,000				30,000
Total		**180,000**				**180,000**

Budget Impact/Other

Capital Improvements Plan

2022 *thru* 2026

City of Menasha, Wisconsin

Department Public Works Department
Contact Director of Public Works

Project # STR-2023-012
Project Name Barlow Street-Water St to Broad St

Type Improvement
Useful Life 15 years
Category Street Reconstruction
Priority 2 Very Important

Account Number

PASER Rating 3

Total Project Cost: $22,770

Description

Project length - 450' +/-. The work includes pulverizing and paving asphalt surface.

Justification

Comm. Dev. To do RFP to determine best use of roadway. Budget needs to be revised once recommendation is made.

Expenditures	2022	2023	2024	2025	2026	Total
Street Construction - Replacement		22,770				22,770
Total		**22,770**				**22,770**

Funding Sources	2022	2023	2024	2025	2026	Total
General Obligation Debt		22,770				22,770
Total		**22,770**				**22,770**

Budget Impact/Other

Capital Improvements Plan

2022 *thru* 2026

City of Menasha, Wisconsin

Department Public Works Department
Contact Director of Public Works

Project # STR-2023-013
Project Name Community Way-Chrystella to Lake Park Road

Type Improvement
Useful Life 25 years
Category Roadway Extensions
Priority 3 Important

Account Number

PASER Rating

Total Project Cost: $225,000

Description

Project length - 1,300' +/-. Final street construction of Community Way from Lake Park Road to Chrystella Drive

Justification

Expenditures	2022	2023	2024	2025	2026	Total
Street Construction - New		225,000				225,000
Total		225,000				225,000

Funding Sources	2022	2023	2024	2025	2026	Total
TIF District #12 Fund		225,000				225,000
Total		225,000				225,000

Budget Impact/Other

Capital Improvements Plan

2022 *thru* 2026

City of Menasha, Wisconsin

Department Public Works Department
Contact Director of Public Works

Project # STR-2023-014
Project Name Marquette Street- London St to E Termini

Type Improvement
Useful Life 20 years
Category Street Pulverize
Priority 3 Important

Account Number

PASER Rating 4

Total Project Cost: $177,000

Description

Project length - 1,380' +/-. The work includes sanitary lateral replacement, spot replacement of curb & gutter, spot replacement of sidewalk and pulverize and pave asphalt surface.

Justification

Expenditures	2022	2023	2024	2025	2026	Total
Street Construction - Replacement		105,000				105,000
Sanitary Laterals		72,000				72,000
Total		**177,000**				**177,000**

Funding Sources	2022	2023	2024	2025	2026	Total
General Obligation Debt		95,000				95,000
Sewer Fund-Laterals		72,000				72,000
Stormwater Utility Fund		10,000				10,000
Total		**177,000**				**177,000**

Budget Impact/Other

Capital Improvements Plan

2022 *thru* 2026

City of Menasha, Wisconsin

Department Public Works Department
Contact Director of Public Works

Project # STR-2023-015
Project Name Appleton Street-Third to Fourth St

Type Improvement
Useful Life 20 years
Category Street Pulverize
Priority 2 Very Important

Account Number

PASER Rating 6

Total Project Cost: $100,000

Description

Create cul-de-sac on Appleton Street just south of the railroad. Close curb cut on Appleton Street at Fourth Street just north of the railroad. Project is eligible for reimbursement from the railroad upon completion.

Justification

Expenditures	2022	2023	2024	2025	2026	Total
Street Construction - Replacement		100,000				100,000
Total		**100,000**				**100,000**

Funding Sources	2022	2023	2024	2025	2026	Total
General Obligation Debt		95,000				95,000
Stormwater Utility Fund		5,000				5,000
Total		**100,000**				**100,000**

Budget Impact/Other

Capital Improvements Plan

2022 *thru* 2026

City of Menasha, Wisconsin

Department Public Works Department
Contact Director of Public Works

Project # STR-2024-001
Project Name First Street- Tayco to Lock Street

Type Improvement
Useful Life 15 years
Category Street Reconstruction
Priority 3 Important

Account Number

PASER Rating 5

Total Project Cost: $233,000

Description

Project length - 1,445' +/-. The work includes sanitary lateral replacement, spot replacement of curb & gutter, spot replacement of sidewalk and pulverize and pave asphalt surface.

Justification

Expenditures	2022	2023	2024	2025	2026	Total
Street Construction - Replacement			145,000			145,000
Sanitary Laterals			88,000			88,000
Total			**233,000**			**233,000**

Funding Sources	2022	2023	2024	2025	2026	Total
General Fund			126,500			126,500
Sewer Fund-Laterals			88,000			88,000
Stormwater Utility Fund			18,500			18,500
Total			**233,000**			**233,000**

Budget Impact/Other

Capital Improvements Plan

2022 *thru* 2026

City of Menasha, Wisconsin

Department Public Works Department
Contact Director of Public Works

Project # STR-2024-002
Project Name Racine Street-Third St to Ninth St (DOT)

Type Improvement
Useful Life 15 years
Category Street Reconstruction
Priority 2 Very Important

Account Number

PASER Rating 5

Total Project Cost: $5,204,600

Description

Project length 3,700' +/- . Sanitary sewer and lateral work to occur in 2024 and reconstruction of pavement in 2025. Parking lanes, bike lanes and sidewalks proposed. Project approved for WisDOT STP Urban funding.

Justification

Expenditures	2022	2023	2024	2025	2026	Total
Street Construction - Replacement				4,884,600		4,884,600
Sanitary Laterals			320,000			320,000
Total			**320,000**	**4,884,600**		**5,204,600**

Funding Sources	2022	2023	2024	2025	2026	Total
General Obligation Debt				430,196		430,196
Grants - State				3,713,483		3,713,483
Sewer Fund-Laterals			320,000			320,000
Stormwater Utility Fund				740,921		740,921
Total			**320,000**	**4,884,600**		**5,204,600**

Budget Impact/Other

Capital Improvements Plan

2022 *thru* 2026

City of Menasha, Wisconsin

Department Public Works Department
Contact Director of Public Works

Project # STR-2024-003
Project Name Lush Street- First St to S Termini

Type Improvement
Useful Life 15 years
Category Street Reconstruction
Priority 3 Important

Account Number

PASER Rating 4

Total Project Cost: $68,000

Description

Project length - 510' +/-. The work includes sanitary lateral replacement, spot replacement of curb & gutter, spot replacement of sidewalk and pulverize and pave asphalt surface.

Justification

Expenditures	2022	2023	2024	2025	2026	Total
Street Construction - Replacement			60,000			60,000
Sanitary Laterals			8,000			8,000
Total			**68,000**			**68,000**

Funding Sources	2022	2023	2024	2025	2026	Total
General Fund			53,000			53,000
Sewer Fund-Laterals			8,000			8,000
Stormwater Utility Fund			7,000			7,000
Total			**68,000**			**68,000**

Budget Impact/Other

Capital Improvements Plan

2022 *thru* 2026

City of Menasha, Wisconsin

Department Public Works Department
Contact Director of Public Works

Project # STR-2024-004
Project Name Marquette Street- London St to Manitowoc Rd

Type Improvement
Useful Life 15 years
Category Street Pulverize
Priority 2 Very Important

Account Number

PASER Rating 3

Total Project Cost: $454,500

Description

Project length - 1,300' +/-. The work includes full reconstruction of Marquette Street, including sanitary and storm mains, sanitary utilities and reconstruct asphalt surface.

Justification

Expenditures	2022	2023	2024	2025	2026	Total
Street Construction - Replacement			250,000			250,000
Sanitary Sewers			60,500			60,500
Sanitary Laterals			144,000			144,000
Total			**454,500**			**454,500**

Funding Sources	2022	2023	2024	2025	2026	Total
General Obligation Debt			200,000			200,000
Sewage Utility Fund			60,500			60,500
Sewer Fund-Laterals			144,000			144,000
Stormwater Utility Fund			50,000			50,000
Total			**454,500**			**454,500**

Budget Impact/Other

Capital Improvements Plan

2022 *thru* 2026

City of Menasha, Wisconsin

Department Public Works Department
Contact Director of Public Works

Project # STR-2024-005
Project Name Third Street- Konemac St to Brighton Dr/E Termini

Type Improvement
Useful Life
Category Street Reconstruction
Priority 3 Important

Account Number

PASER Rating

Total Project Cost: $476,600

Description

Project length - 2,000' +/-. The work includes sanitary lateral replacement, sanitary sewer main replacement, spot replacement of curb & gutter, spot replacement of sidewalk and pulverize and pave asphalt surface.

Justification

Expenditures	2022	2023	2024	2025	2026	Total
Construction/Maintenance			235,000			235,000
Sanitary Sewers			153,600			153,600
Sanitary Laterals			88,000			88,000
Total			**476,600**			**476,600**

Funding Sources	2022	2023	2024	2025	2026	Total
General Obligation Debt			220,000			220,000
Sewage Utility Fund			153,600			153,600
Sewer Fund-Laterals			88,000			88,000
Stormwater Utility Fund			15,000			15,000
Total			**476,600**			**476,600**

Budget Impact/Other

Capital Improvements Plan

2022 *thru* 2026

City of Menasha, Wisconsin

Department Public Works Department
Contact Director of Public Works

Project # STR-2024-006
Project Name Konemac Street - Third St to Second St

Type Improvement
Useful Life
Category Street Reconstruction
Priority 3 Important

Account Number

PASER Rating

Total Project Cost: $58,750

Description

Project length - 325' +/-. The work includes sanitary lateral replacement, sanitary sewer main replacement, spot replacement of curb & gutter, spot replacement of sidewalk and pulverize and pave asphalt surface.

Justification

Expenditures	2022	2023	2024	2025	2026	Total
Construction/Maintenance			30,000			30,000
Sanitary Sewers			20,750			20,750
Sanitary Laterals			8,000			8,000
Total			**58,750**			**58,750**

Funding Sources	2022	2023	2024	2025	2026	Total
General Obligation Debt			30,000			30,000
Sewage Utility Fund			20,750			20,750
Sewer Fund-Laterals			8,000			8,000
Total			**58,750**			**58,750**

Budget Impact/Other

Capital Improvements Plan

2022 *thru* 2026

City of Menasha, Wisconsin

Department Public Works Department
Contact Director of Public Works

Project # STR-2024-007
Project Name Kernan Ave- STH114 to N Edge

Type Maintenance
Useful Life 15 years
Category Street Mill & Overlay
Priority 3 Important

Account Number

PASER Rating

Total Project Cost: $170,000

Description

Project length - 4,400' +/-. The work includes mill and overlay asphalt surface.

Justification

Expenditures	2022	2023	2024	2025	2026	Total
Street Construction - Replacement			170,000			170,000
Total			**170,000**			**170,000**

Funding Sources	2022	2023	2024	2025	2026	Total
General Obligation Debt			165,000			165,000
Stormwater Utility Fund			5,000			5,000
Total			**170,000**			**170,000**

Budget Impact/Other

Capital Improvements Plan

2022 *thru* 2026

City of Menasha, Wisconsin

Department Public Works Department
Contact Director of Public Works

Project # STR-2024-008
Project Name Gosling Way- Kernan Ave to Gosling Way Ct

Type Improvement
Useful Life 20 years
Category Street Reconstruction
Priority 4 Less Important

Account Number

PASER Rating

Total Project Cost: $140,000

Description

Project length - 800' +/-. Final paving of road - assessible project.

Justification

Expenditures	2022	2023	2024	2025	2026	Total
Street Construction - New			140,000			140,000
Total			**140,000**			**140,000**

Funding Sources	2022	2023	2024	2025	2026	Total
General Obligation Debt-Special Assessments			140,000			140,000
Total			**140,000**			**140,000**

Budget Impact/Other

Capital Improvements Plan

2022 *thru* 2026

City of Menasha, Wisconsin

Department Public Works Department
Contact Director of Public Works

Project # STR-2024-009
Project Name Gosling Way Ct- Gosling Way to N Termini

Type Improvement
Useful Life 20 years
Category Street Reconstruction
Priority 4 Less Important

Account Number

PASER Rating

Total Project Cost: $185,000

Description

Project length - 1,000' +/-. Final paving of road - assessible project.

Justification

Expenditures	2022	2023	2024	2025	2026	Total
Street Construction - New			185,000			185,000
Total			**185,000**			**185,000**

Funding Sources	2022	2023	2024	2025	2026	Total
General Obligation Debt-Special Assessments			185,000			185,000
Total			**185,000**			**185,000**

Budget Impact/Other

Capital Improvements Plan

2022 *thru* 2026

City of Menasha, Wisconsin

Department Public Works Department
Contact Director of Public Works

Project # STR-2024-010
Project Name Woodcrest Heights Dr- Gosling Way to N Termini

Type Improvement
Useful Life 20 years
Category Street Reconstruction
Priority 4 Less Important

Account Number

PASER Rating

Total Project Cost: $180,000

Description

Project length - 950' +/-. Final paving of road - assessible project.

Justification

Expenditures	2022	2023	2024	2025	2026	Total
Street Construction - New			180,000			180,000
Total			**180,000**			**180,000**

Funding Sources	2022	2023	2024	2025	2026	Total
General Obligation Debt-Special Assessments			180,000			180,000
Total			**180,000**			**180,000**

Budget Impact/Other

Capital Improvements Plan

2022 *thru* 2026

City of Menasha, Wisconsin

Department Public Works Department
Contact Director of Public Works

Project # STR-2024-011
Project Name Milwaukee Street - Third St to Seventh St

Type Improvement
Useful Life 18 years
Category Street Pulverize
Priority 3 Important

Account Number

PASER Rating 5

Total Project Cost: $499,500

Description

Project length - 2,100 +/-. The work includes sanitary lateral replacement, spot replacement of sanitary main, spot replacement of curb & gutter, spot replacement of sidewalk and pulverize and pave asphalt surface.

Justification

Expenditures	2022	2023	2024	2025	2026	Total
Street Construction - Replacement			300,000			300,000
Sanitary Sewers			39,500			39,500
Sanitary Laterals			160,000			160,000
Total			**499,500**			**499,500**

Funding Sources	2022	2023	2024	2025	2026	Total
General Obligation Debt			280,000			280,000
Sewage Utility Fund			39,500			39,500
Sewer Fund-Laterals			160,000			160,000
Stormwater Utility Fund			20,000			20,000
Total			**499,500**			**499,500**

Budget Impact/Other

Capital Improvements Plan

2022 *thru* 2026

City of Menasha, Wisconsin

Department Public Works Department
Contact Director of Public Works

Project # STR-2024-012
Project Name Racine Street - Third to Ninth LAND ACQUISITION

Type Improvement
Useful Life 75 years
Category Street Reconstruction
Priority 2 Very Important

Account Number

PASER Rating

Total Project Cost: $50,000

Description

Funding for any potential land acquisition and TLE's required to complete the Racine Street project from Third to Ninth. Number to be updated as design and research progresses.

Justification

Expenditures	2022	2023	2024	2025	2026	Total
Land Acquisition			50,000			50,000
Total			**50,000**			**50,000**

Funding Sources	2022	2023	2024	2025	2026	Total
General Obligation Debt			50,000			50,000
Total			**50,000**			**50,000**

Budget Impact/Other

Capital Improvements Plan

2022 *thru* 2026

City of Menasha, Wisconsin

Department Public Works Department
Contact Director of Public Works

Project # STR-2025-002
Project Name County Road P - Valley Road

Type Improvement
Useful Life 40 years
Category Street Reconstruction
Priority 2 Very Important

Account Number

PASER Rating

Total Project Cost: $90,000

Description

City's share (12%) of road reconstruction of County P (Valley Road). Total cost of project estimated at $7,426,000. $5,100,000 funded by state/federal grants. Winnebago County to contribute 63% and the Village of Fox Crossing contribution is 25%.

Justification

Expenditures	2022	2023	2024	2025	2026	Total
Street Construction - Replacement				90,000		90,000
Total				**90,000**		**90,000**

Funding Sources	2022	2023	2024	2025	2026	Total
General Obligation Debt				90,000		90,000
Total				**90,000**		**90,000**

Budget Impact/Other

Capital Improvements Plan

2022 *thru* 2026

City of Menasha, Wisconsin

Department Public Works Department
Contact Director of Public Works

Project # STR-2025-003
Project Name State Highway 114/Plank Road- Manitowoc to Melissa

Type Improvement
Useful Life
Category Street Reconstruction
Priority 2 Very Important

Account Number
PASER Rating

Total Project Cost: $130,000

Description

Project length - 4,000 +/-. Street reconstruction of Plank Road- Manitowoc St to Melissa Street- 25% of design

Justification

Expenditures	2022	2023	2024	2025	2026	Total
Sanitary Sewers					10,000	10,000
Sanitary Laterals					120,000	120,000
Total					**130,000**	**130,000**

Funding Sources	2022	2023	2024	2025	2026	Total
Sewage Utility Fund					10,000	10,000
Sewer Fund-Laterals					120,000	120,000
Total					**130,000**	**130,000**

Budget Impact/Other

Capital Improvements Plan

2022 *thru* 2026

City of Menasha, Wisconsin

Department Public Works Department
Contact Director of Public Works

Project # STR-2025-004
Project Name Pine Street- Ahnaip St to Nicolet Blvd

Type Improvement
Useful Life 20 years
Category Street Reconstruction
Priority 3 Important

Account Number

PASER Rating 5

Total Project Cost: $155,000

Description

Project length - 800' +/-. The work includes sanitary lateral replacement, spot replacement of curb & gutter, spot replacement of sidewalk and pulverize and pave asphalt surface.

Justification

Expenditures	2022	2023	2024	2025	2026	Total
Street Construction - Replacement				75,000		75,000
Sanitary Laterals				80,000		80,000
Total				**155,000**		**155,000**

Funding Sources	2022	2023	2024	2025	2026	Total
General Obligation Debt				62,500		62,500
Sewer Fund-Laterals				80,000		80,000
Stormwater Utility Fund				12,500		12,500
Total				**155,000**		**155,000**

Budget Impact/Other

Capital Improvements Plan

2022 *thru* 2026

City of Menasha, Wisconsin

Department Public Works Department
Contact Director of Public Works

Project # STR-2025-005
Project Name Garfield Avenue-Railroad St to Washington St

Type Improvement
Useful Life
Category Street Reconstruction
Priority 3 Important

Account Number

PASER Rating 2

Total Project Cost: $496,425

Description

Project length - 890' +/-. The work includes reconstruction of Garfield Avenue including utilities and asphalt pavement.

Justification

Expenditures	2022	2023	2024	2025	2026	Total
Street Construction - Replacement				496,425		496,425
Total				**496,425**		**496,425**

Funding Sources	2022	2023	2024	2025	2026	Total
General Fund				300,000		300,000
General Obligation Debt				196,425		196,425
Total				**496,425**		**496,425**

Budget Impact/Other

Capital Improvements Plan

2022 *thru* 2026

City of Menasha, Wisconsin

Department Public Works Department
Contact Director of Public Works

Project # STR-2025-006
Project Name Garfield Ave-Railroad St to Lawson St

Type Improvement
Useful Life 40 years
Category Street Reconstruction
Priority 3 Important

Account Number

PASER Rating

Total Project Cost: $534,000

Description

Project length - 830' +/-. The work includes reconstruction of Garfield Avenue including utilities and asphalt pavement.

Justification

Expenditures	2022	2023	2024	2025	2026	Total
Street Construction - Replacement				450,000		450,000
Sanitary Sewers				60,000		60,000
Sanitary Laterals				24,000		24,000
Total				**534,000**		**534,000**

Funding Sources	2022	2023	2024	2025	2026	Total
General Obligation Debt				380,000		380,000
Sewage Utility Fund				60,000		60,000
Sewer Fund-Laterals				24,000		24,000
Stormwater Utility Fund				70,000		70,000
Total				**534,000**		**534,000**

Budget Impact/Other

Capital Improvements Plan

2022 *thru* 2026

City of Menasha, Wisconsin

Department Public Works Department
Contact Director of Public Works

Project # STR-2025-007
Project Name Sixth Street- DePere St to Manitowoc St

Type Improvement
Useful Life
Category Street Reconstruction
Priority 3 Important

Account Number
PASER Rating

Total Project Cost: $193,000

Description

Project length - 730' +/-. The work includes reconstruction of Sixth Street including utilities and asphalt pavement.

Justification

Expenditures	2022	2023	2024	2025	2026	Total
Construction/Maintenance				70,000		70,000
Sanitary Sewers				51,000		51,000
Sanitary Laterals				72,000		72,000
Total				**193,000**		**193,000**

Funding Sources	2022	2023	2024	2025	2026	Total
General Obligation Debt				70,000		70,000
Sewage Utility Fund				51,000		51,000
Sewer Fund-Laterals				72,000		72,000
Total				**193,000**		**193,000**

Budget Impact/Other

Capital Improvements Plan

2022 *thru* 2026

City of Menasha, Wisconsin

Department Public Works Department
Contact Director of Public Works

Project # STR-2025-014
Project Name Fourth Street-Racine St to DePere St

Type Improvement
Useful Life 20 years
Category Street Reconstruction
Priority 3 Important

Account Number

PASER Rating 4

Total Project Cost: $486,500

Description

Project length - 2,235' +/-. The work includes reconstruction of Fourth Street, including storm sewer, sanitary sewer, sanitary laterals, curb and gutter, sidewalk and asphalt surface.

Justification

Expenditures	2022	2023	2024	2025	2026	Total
Street Construction - Replacement				400,000		400,000
Sanitary Sewers				18,500		18,500
Sanitary Laterals				68,000		68,000
Total				**486,500**		**486,500**

Funding Sources	2022	2023	2024	2025	2026	Total
General Obligation Debt				350,000		350,000
Sewage Utility Fund				18,500		18,500
Sewer Fund-Laterals				68,000		68,000
Stormwater Utility Fund				50,000		50,000
Total				**486,500**		**486,500**

Budget Impact/Other

Capital Improvements Plan

2022 *thru* 2026

City of Menasha, Wisconsin

Department Public Works Department
Contact Director of Public Works

Project # STR-2026-001
Project Name Airport Road- Appleton Rd to Meadowview Dr

Type Improvement
Useful Life 20 years
Category Street Pulverize
Priority 3 Important

Account Number

PASER Rating

Total Project Cost: $650,000

Description

Project length - 3,050' +/-. The work includes, spot replacement of curb & gutter, spot replacement of sidewalk and pulverize and pave asphalt surface.

Justification

Expenditures	2022	2023	2024	2025	2026	Total
Street Construction - Replacement					650,000	650,000
Total					**650,000**	**650,000**

Funding Sources	2022	2023	2024	2025	2026	Total
General Obligation Debt					560,000	560,000
Stormwater Utility Fund					90,000	90,000
Total					**650,000**	**650,000**

Budget Impact/Other

Capital Improvements Plan

2022 *thru* 2026

City of Menasha, Wisconsin

Department Public Works Department
Contact Director of Public Works

Project # STR-2026-002
Project Name London Street-Ninth St to Airport Rd

Type Improvement
Useful Life 20 years
Category Street Reconstruction
Priority 3 Important

Account Number

PASER Rating

Total Project Cost: $682,500

Description

Project length - 2,750' +/-. The work includes reconstruction which includes sanitary laterals, sanitary sewer and storm sewer replacement, replacement of curb & gutter, spot replacement of sidewalk and pulverize and pave asphalt surface.

Justification

Expenditures	2022	2023	2024	2025	2026	Total
Street Construction - Replacement					310,000	310,000
Sanitary Sewers					112,500	112,500
Sanitary Laterals					260,000	260,000
Total					**682,500**	**682,500**

Funding Sources	2022	2023	2024	2025	2026	Total
General Obligation Debt					285,000	285,000
Sewage Utility Fund					112,500	112,500
Sewer Fund-Laterals					260,000	260,000
Stormwater Utility Fund					25,000	25,000
Total					**682,500**	**682,500**

Budget Impact/Other

Capital Improvements Plan

2022 *thru* 2026

City of Menasha, Wisconsin

Department Public Works Department
Contact Director of Public Works

Project # STR-2026-003
Project Name Deerfield Court- Greendale to S Termini

Type Improvement
Useful Life
Category Street Pulverize
Priority 4 Less Important

Account Number
PASER Rating

Total Project Cost: $35,000

Description

Project length - 225; +/-. Work includes pulverize and pave asphalt surface.

Justification

Expenditures	2022	2023	2024	2025	2026	Total
Construction/Maintenance					35,000	35,000
Total					**35,000**	**35,000**

Funding Sources	2022	2023	2024	2025	2026	Total
General Obligation Debt					35,000	35,000
Total					**35,000**	**35,000**

Budget Impact/Other

Capital Improvements Plan

2022 *thru* 2026

City of Menasha, Wisconsin

Department Public Works Department
Contact Director of Public Works

Project # STR-2026-004
Project Name Racine Street- First St to Third St

Type Improvement
Useful Life 40 years
Category Street Reconstruction
Priority 3 Important

Account Number

PASER Rating

Total Project Cost: $1,020,000

Description

Project length - 700' +/-. The work includes full reconstruction including sanitary laterals, sanitary and storm sewer main replacement, paving concrete curb and gutter and asphalt road surface to match corridor between the DOT Racine Street Bridge project and the DOT Racine Street Project from Third to Ninth. 80% of cost anticipated to be covered by WisDOT STP Urban Grant.

Justification

Expenditures	2022	2023	2024	2025	2026	Total
Street Construction - Replacement					975,000	975,000
Sanitary Sewers					45,000	45,000
Total					**1,020,000**	**1,020,000**

Funding Sources	2022	2023	2024	2025	2026	Total
General Obligation Debt					84,000	84,000
Grants - State					816,000	816,000
Sewer Fund-Laterals					45,000	45,000
Stormwater Utility Fund					75,000	75,000
Total					**1,020,000**	**1,020,000**

Budget Impact/Other

Capital Improvements Plan

2022 *thru* 2026

City of Menasha, Wisconsin

Department Public Works Department
Contact Director of Public Works

Project # STR-2026-005
Project Name Clovis Avenue- Appleton Rd to Ida St

Type Improvement
Useful Life 20 years
Category Street Reconstruction
Priority 3 Important

Account Number

PASER Rating

Total Project Cost: $167,000

Description

Project length - 850' +/-. The work includes reconstruction involving sanitary laterals, storm and sanitary sewer main replacement, curb & gutter, sidewalk and pave asphalt surface.

Justification

Expenditures	2022	2023	2024	2025	2026	Total
Construction/Maintenance					110,000	110,000
Sanitary Sewers					25,000	25,000
Sanitary Laterals					32,000	32,000
Total					**167,000**	**167,000**

Funding Sources	2022	2023	2024	2025	2026	Total
General Obligation Debt					95,000	95,000
Sewage Utility Fund					25,000	25,000
Sewer Fund-Laterals					32,000	32,000
Stormwater Utility Fund					15,000	15,000
Total					**167,000**	**167,000**

Budget Impact/Other

Capital Improvements Plan

2022 *thru* 2026

City of Menasha, Wisconsin

Department Public Works Department
Contact Director of Public Works

Project # STR-2026-006
Project Name W. Fourth Street- Tayco St to W Termini

Type Improvement
Useful Life 15 years
Category Street Pulverize
Priority 3 Important

Account Number

PASER Rating

Total Project Cost: $128,000

Description

Project length - 700' +/-. The work includes sanitary lateral replacement, spot replacement of curb & gutter, spot replacement of sidewalk and pulverize and pave asphalt surface.

Justification

Expenditures	2022	2023	2024	2025	2026	Total
Street Construction - Replacement					80,000	80,000
Sanitary Laterals					48,000	48,000
Total					**128,000**	**128,000**

Funding Sources	2022	2023	2024	2025	2026	Total
General Obligation Debt					67,500	67,500
Sewer Fund-Laterals					48,000	48,000
Stormwater Utility Fund					12,500	12,500
Total					**128,000**	**128,000**

Budget Impact/Other

Capital Improvements Plan

2022 *thru* 2026

City of Menasha, Wisconsin

Department Public Works Department
Contact Director of Public Works

Project # STR-2026-007
Project Name Lake Street- Tayco St to W Termini

Type Improvement
Useful Life 15 years
Category Street Reconstruction
Priority 3 Important

Account Number

PASER Rating

Total Project Cost: $162,000

Description

Project length - 680' +/-. The work includes sanitary lateral replacement, spot replacement of curb & gutter, spot replacement of sidewalk and pulverize and pave asphalt surface.

Justification

Expenditures	2022	2023	2024	2025	2026	Total
Street Construction - Replacement					78,000	78,000
Sanitary Laterals					84,000	84,000
Total					**162,000**	**162,000**

Funding Sources	2022	2023	2024	2025	2026	Total
General Obligation Debt					65,500	65,500
Sewer Fund-Laterals					84,000	84,000
Stormwater Utility Fund					12,500	12,500
Total					**162,000**	**162,000**

Budget Impact/Other

Capital Improvements Plan

2022 *thru* 2026

City of Menasha, Wisconsin

Department Public Works Department
Contact Director of Public Works

Project # STR-2026-008
Project Name Appleton Street- Fourth St to Ninth St

Type Improvement
Useful Life
Category Street Reconstruction
Priority 3 Important

Account Number

PASER Rating

Total Project Cost: $740,000

Description

Project length - 3,225' +/-. The work includes sanitary lateral replacement, sanitary sewer main replacement, spot replacement of curb & gutter, spot replacement of sidewalk and pulverize and pave asphalt surface.

Justification

Expenditures	2022	2023	2024	2025	2026	Total
Construction/Maintenance					325,000	325,000
Sanitary Sewers					55,000	55,000
Sanitary Laterals					360,000	360,000
Total					**740,000**	**740,000**

Funding Sources	2022	2023	2024	2025	2026	Total
General Obligation Debt					315,000	315,000
Sewage Utility Fund					55,000	55,000
Sewer Fund-Laterals					360,000	360,000
Stormwater Utility Fund					10,000	10,000
Total					**740,000**	**740,000**

Budget Impact/Other

Capital Improvements Plan

2022 *thru* 2026

City of Menasha, Wisconsin

Department Public Works Department
Contact Director of Public Works

Project # STR-2026-009
Project Name Ninth Street- Tayco St to Racine St

Type Improvement
Useful Life 40 years
Category Street Reconstruction
Priority 3 Important

Account Number

PASER Rating

Total Project Cost: $334,000

Description

Project length - 1,800' +/-. The work includes sanitary lateral replacement, sanitary sewer main replacement, spot replacement of curb & gutter, spot replacement of sidewalk and pave concrete surface.

Justification

Expenditures	2022	2023	2024	2025	2026	Total
Construction/Maintenance					170,000	170,000
Sanitary Sewers					92,000	92,000
Sanitary Laterals					72,000	72,000
Total					**334,000**	**334,000**

Funding Sources	2022	2023	2024	2025	2026	Total
General Obligation Debt					170,000	170,000
Sewage Utility Fund					92,000	92,000
Sewer Fund-Laterals					72,000	72,000
Total					**334,000**	**334,000**

Budget Impact/Other

Capital Improvements Plan

2022 *thru* 2026

City of Menasha, Wisconsin

Department Public Works Department
Contact Director of Public Works

Project # STR-2026-010
Project Name Olde Pulley Lane-Tayco St to W Termini

Type Improvement
Useful Life
Category Street Reconstruction
Priority 3 Important

Account Number
PASER Rating

Total Project Cost: $37,000

Description

Project length - 400' +/-. The work includes pulverize and pave asphalt surface.

Justification

Expenditures	2022	2023	2024	2025	2026	Total
Construction/Maintenance					37,000	37,000
Total					**37,000**	**37,000**

Funding Sources	2022	2023	2024	2025	2026	Total
General Obligation Debt					37,000	37,000
Total					**37,000**	**37,000**

Budget Impact/Other

Capital Improvements Plan

2022 *thru* 2026

City of Menasha, Wisconsin

Department Public Works Department
Contact Director of Public Works

Project # STR-2026-011
Project Name Roosevelt Street-Manitowoc St to London St

Type Improvement
Useful Life
Category Street Reconstruction
Priority 3 Important

Account Number

PASER Rating

Total Project Cost: $407,500

Description

Project length - 1,380' +/-. The work includes reconstruction of Roosevelt Street including sanitary laterals, storm and sewer mains and asphalt pavement.

Justification

Expenditures	2022	2023	2024	2025	2026	Total
Street Construction - Replacement					225,000	225,000
Sanitary Sewers					22,500	22,500
Sanitary Laterals					160,000	160,000
Total					**407,500**	**407,500**

Funding Sources	2022	2023	2024	2025	2026	Total
General Obligation Debt					175,000	175,000
Sewage Utility Fund					22,500	22,500
Sewer Fund-Laterals					160,000	160,000
Stormwater Utility Fund					50,000	50,000
Total					**407,500**	**407,500**

Budget Impact/Other

THIS PAGE IS INTENTIONALLY LEFT BLANK

City of Menasha, Wisconsin

Capital Improvements Plan

2022 thru 2026

PROJECTS & FUNDING SOURCES BY DEPARTMENT

Department	Project #	Priority	2022	2023	2024	2025	2026	Total
TIF District #10								
Downtown Light Replacement	LIT-2020-000	1	52,000					*52,000*
TIF District #10 Fund			***52,000***					***52,000***
TIF District #10 Total			**52,000**					***52,000***
GRAND TOTAL			**52,000**					***52,000***

Capital Improvements Plan

2022 *thru* 2026

City of Menasha, Wisconsin

Department TIF District #10
Contact Director of Public Works

Project # LIT-2020-000
Project Name Downtown Light Replacement

Type Improvement
Useful Life 40 years
Category Other
Priority 1 Critical

Account Number

PASER Rating

Total Project Cost: $152,000

Description

Replace 8 Downtown Street Lights per year. Main Street lights are in rough shape and need to be replaced due to lack of parts.

Justification

Expenditures	2022	2023	2024	2025	2026	Total
Lighting - Upgrade	52,000					52,000
Total	52,000					52,000

Funding Sources	2022	2023	2024	2025	2026	Total
TIF District #10 Fund	52,000					52,000
Total	52,000					52,000

Budget Impact/Other

City of Menasha, Wisconsin

Capital Improvements Plan

2022 thru 2026

PROJECTS & FUNDING SOURCES BY DEPARTMENT

Department	Project #	Priority	2022	2023	2024	2025	2026	Total
TIF District #11								
Lawson Canal Restoration	PR-2020-012	2	115,000	2,635,000				*2,750,000*
Donations				***685,000***				***685,000***
Grants - Federal				***100,000***				***100,000***
Grants - State				***1,700,000***				***1,700,000***
Park Development Fund			***15,000***					***15,000***
TIF District #11 Fund			***100,000***	***150,000***				***250,000***
Gilbert Trail Extension	PR-2022-009	3		400,000				*400,000*
Grants - State				***200,000***				***200,000***
TIF District #11 Fund				***200,000***				***200,000***
TIF District #11 Total			**115,000**	**3,035,000**				***3,150,000***
GRAND TOTAL			**115,000**	**3,035,000**				***3,150,000***

Capital Improvements Plan

2022 *thru* 2026

City of Menasha, Wisconsin

Department TIF District #11
Contact Parks & Recreation Director

Project # PR-2020-012
Project Name Lawson Canal Restoration

Type Improvement
Useful Life 40 years
Category Park Improvements
Priority 2 Very Important

Account Number

PASER Rating

Total Project Cost: $2,800,000

Description

Multiple non-levy funding sources to include: DNR Sterwardship, Community Foundation, In-Kind Private Contractor Assitance, Parkland Dedication Fund, NRDA funding and TIF #11 funding. Majority of funding souces are expected to be DNR and Community Foundation, other sources to be more supplemental.

Justification

Phase 2 of the Gilbert site restoration. Estabablish a free flowing, naturalized channel around the Menasha Dam. Canal will become a land and water public amentity as well as being a compliment to a proposed redevelopment plan.

Expenditures	2022	2023	2024	2025	2026	Total
Planning/Design	115,000	310,000				425,000
Trails - New		785,000				785,000
Canal Restoration		1,540,000				1,540,000
Total	**115,000**	**2,635,000**				**2,750,000**

Funding Sources	2022	2023	2024	2025	2026	Total
Donations		685,000				685,000
Grants - Federal		100,000				100,000
Grants - State		1,700,000				1,700,000
Park Development Fund	15,000					15,000
TIF District #11 Fund	100,000	150,000				250,000
Total	**115,000**	**2,635,000**				**2,750,000**

Budget Impact/Other

Capital Improvements Plan

2022 *thru* 2026

City of Menasha, Wisconsin

Department TIF District #11
Contact Parks & Recreation Director

Project # PR-2022-009
Project Name Gilbert Trail Extension

Type Improvement
Useful Life 25 years
Category Trails
Priority 3 Important

Account Number

PASER Rating

Total Project Cost: $400,000

Description

Continue existing trail westward to the Washington St. bridge.

Justification

Trail would serve two purposes. First, it would create an attractive walking loop for users to access both sides of the river by starting in downtown or the Gilbert/Banta site. Secondly, if Garfiield St. were to be narrowed and a pedestrian trail or route added, if would take users very close to the Loop the Little Lake trail system.

Expenditures	2022	2023	2024	2025	2026	Total
Trails - New		400,000				400,000
Total		**400,000**				**400,000**

Funding Sources	2022	2023	2024	2025	2026	Total
Grants - State		200,000				200,000
TIF District #11 Fund		200,000				200,000
Total		**400,000**				**400,000**

Budget Impact/Other

THIS PAGE IS INTENTIONALLY LEFT BLANK

City of Menasha, Wisconsin

Capital Improvements Plan

2022 thru 2026

PROJECTS & FUNDING SOURCES BY DEPARTMENT

Department	Project #	Priority	2022	2023	2024	2025	2026	Total
TIF District #13								
Marina Fence Replacement	PR-2025-010	4	100,000					*100,000*
TIF District #13 Fund			***100,000***					***100,000***
TIF District #13 Total			**100,000**					***100,000***
GRAND TOTAL			**100,000**					***100,000***

Capital Improvements Plan

2022 *thru* 2026

City of Menasha, Wisconsin

Department TIF District #13
Contact Parks & Recreation Director

Project # PR-2025-010
Project Name Marina Fence Replacement

Type Improvement
Useful Life 40 years
Category Park Improvements
Priority 4 Less Important

Account Number

PASER Rating

Total Project Cost: $100,000

Description

Replace existing chain link fence w/ decorative wrought iron.

Justification

Currrent fence is unattractive its over 30 years old

Expenditures	2022	2023	2024	2025	2026	Total
Marina Maintenance Upgrades - Other	100,000					100,000
Total	**100,000**					**100,000**

Funding Sources	2022	2023	2024	2025	2026	Total
TIF District #13 Fund	100,000					100,000
Total	**100,000**					**100,000**

Budget Impact/Other