

City of Meadowlakes

July 2016 Financial Statements

City of Meadowlakes
Combined Balance Sheet
as of July 31, 2016

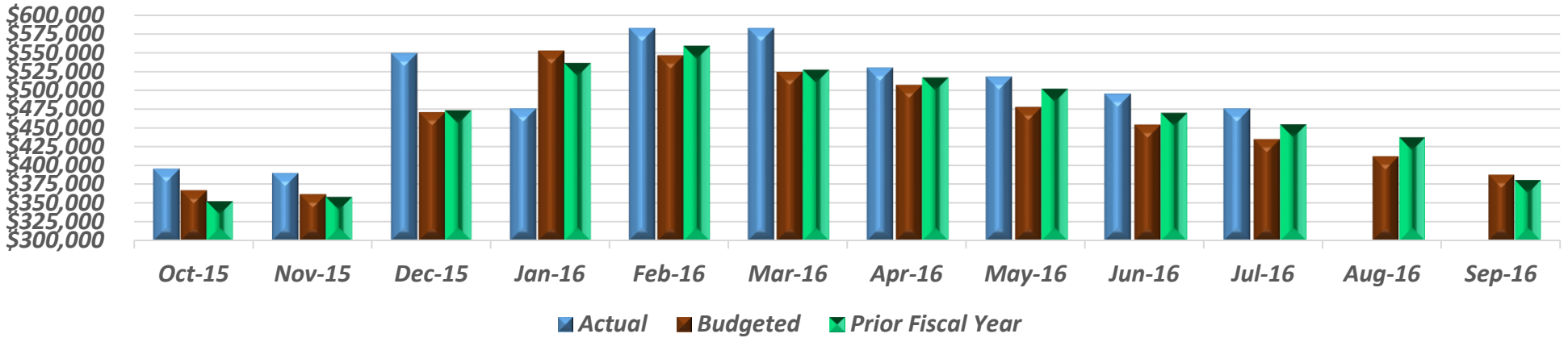
	General Fund	Utility Fund	Debt Service Fund	Recreation Fund	Total Memorandum Only
<u>ASSETS</u>					
<u>Current Assets</u>					
Cash	\$234,517	\$217,353	\$405,904	\$34,899	\$892,673
Restricted	\$0	\$20,525	\$0	\$0	\$20,525
Invested Funds	\$241,008	\$251,108	\$0	\$0	\$492,116
Total Cash	\$475,525	\$488,986	\$405,904	\$34,899	\$1,405,315
<u>Accounts Receivable</u>					
Long Term Receivables	\$0	\$0	\$141,120	\$0	\$141,120
Current Receivables & Prepaid	\$14,944	\$104,785	\$9,044	\$18,647	\$147,420
Totals Receivables	\$14,394	\$104,785	\$150,164	\$18,647	\$287,990
<u>Inventory</u>	\$0	\$76,490	\$0	\$35,260	\$111,750
<u>Net Pension Assets</u>	\$0	\$37,609	\$0	\$0	\$0
<u>Total Current Assets</u>	\$489,919	\$707,870	\$556,068	\$88,806	\$1,842,663
<u>Fixed Assets</u>	\$0	\$3,740,332	\$0	\$153,388	\$3,893,720
<u>Deferred Outflow Employee Pension</u>	\$0	\$5,952	\$0	\$0	\$0
TOTAL ASSETS	\$489,919	\$4,454,154	\$556,068	\$242,194	\$5,742,335

City of Meadowlakes
Combined Balance Sheet
as of July 31, 2016

	General Fund	Utility Fund	Debt Service Fund	Recreation Fund	Total Memorandum Only
<u>LIABILITIES & EQUITY</u>					
<u>Current Liabilities</u>					
Accounts Payable	\$2,780	\$28,175	\$0	\$33,647	\$64,602
Service/Deposits Payable	\$22,819	\$87,716	\$0	\$0	\$110,535
Current Portion Loan Payable	\$0	\$42,276	\$0	\$0	\$42,276
Restricted Funds	\$19,045	\$17,127	\$0	\$2,267	\$38,439
Accrued Employee Vacation	\$0	\$11,183	\$0	\$0	\$11,183
Other Liabilities	\$11,647		\$8,956	-\$523	\$20,079
Prior Year Adjustments	\$0	\$322,640	\$0	\$0	\$322,640
Total Current Liabilities	\$56,291	\$509,117	\$8,956	\$35,391	\$609,754
<u>Long Term Liabilities</u>					
Net Pension Liability	\$0	\$0	\$0	\$0	\$0
Deferred Inflow Employee Pension		\$14,481	\$0	\$0	\$0
Long Term Debt	\$0	\$55,268	\$0	\$288,770	\$344,038
Total Long Term Liabilities	\$0	\$69,749	\$0	\$288,770	\$358,519
<u>Total Liabilities</u>	\$56,291	\$578,866	\$8,956	\$324,161	\$968,273
<u>Equity</u>					
Retained Earnings	\$282,516	\$323,304	\$0	\$35,052	\$640,872
Fund Balance	\$83,493	\$184,965	\$154,965	\$0	\$423,423
Reserved for Inventories	\$0	\$21,711	\$0	\$0	\$21,711
Fixed Assets	\$0	\$3,316,343	\$0	\$76,084	\$3,392,427
Other Funds	\$0	\$0	\$0	\$33,375	\$33,375
Net Income	\$67,615	\$28,966	\$392,147	-\$226,477	\$262,251
<u>Total Equity</u>	\$433,624	\$3,875,289	\$547,112	-\$81,966	\$4,774,059
TOTAL LIABILITIES & EQUITY	\$489,915	\$4,454,154	\$556,068	\$242,195	\$5,742,332

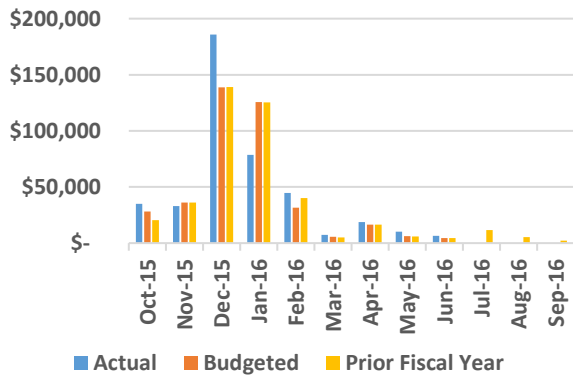
(Note: Difference in assets vs liabilities due to rounding.)

General Fund Cash Flow

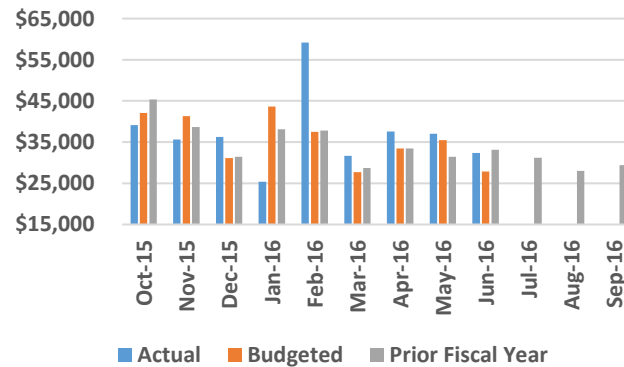


	Oct-15	Nov-15	Dec-15	Jan-16	Feb-16	Mar-16	Apr-16	May-16	Jun-16	Jul-16	Aug-16	Sep-16
Beginning Cash	\$380,746	\$395,687	\$389,821	\$ 548,899	\$593,404	\$581,968	\$555,419	\$529,577	\$518,036	\$495,416		
Cash Inflow	\$57,433	\$33,070	\$193,184	\$ 78,628	\$47,704	\$7,903	\$22,721	\$24,376	\$8,114	\$10,255		
Cash Outflow	\$42,492	\$38,936	\$34,106	\$ 34,123	\$59,140	\$34,452	\$48,563	\$35,917	\$30,734	\$30,145		
Ending Cash	\$395,687	\$389,821	\$548,899	\$593,404	\$581,968	\$555,419	\$529,577	\$518,036	\$495,416	\$475,526		
Increase/(Decrease) in Cash Since 1st of FY	\$ 14,941	\$ 9,075	\$ 168,153	\$ 212,658	\$ 201,222	\$ 174,673	\$ 148,831	\$ 137,290	\$ 114,670	\$ 94,780	\$ -	\$ -

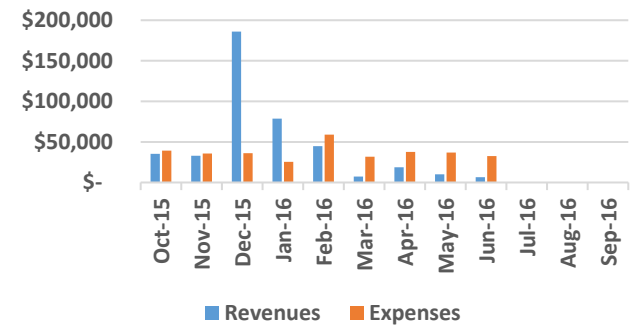
General Fund Income



General Fund Expenses



General Fund Revenues vs Expenses



**City of Meadowlakes
Profit & Loss Budget vs. Actual
General Fund**

July 2016

	Jul-16	Budgeted July 16	Year-to-date	Budget Year- to-date
Ordinary Income/Expense				
Income				
05-4120 · Ad Valorem Tax	\$795	\$2,784	\$346,439	\$343,824
05-4121 · Franchise Fees	\$7,021	\$7,525	\$73,042	\$49,750
05-4180 · Liquor Tax	\$273	\$300	\$1,198	\$1,200
05-4200 · City Bldg. Permits	\$350	\$350	\$4,905	\$4,100
05-4300 · Judicial	\$290	\$325	\$2,001	\$2,600
Total 05-4600 · Miscellaneous	\$272	\$200	\$2,340	\$2,355
Total Income	\$9,001	\$11,484	\$429,925	\$403,829
Expense				
5001 · Employee Expenses	\$14,047	\$15,953	\$173,056	\$182,401
5010 · Administrative Expenses	\$6,714	\$4,441	\$46,620	\$44,833
5020 · Insurance Expense	\$0	\$0	\$4,985	\$5,925
5030 · Judicial Expense	\$500	\$342	\$7,890	\$8,966
5040 · Building and Facility Operation	\$576	\$882	\$6,013	\$9,828
6010 · Ordinance Enforcement	\$959	\$1,314	\$11,290	\$13,322
6020 · Animal Control	\$667	\$757	\$6,864	\$7,895
6030 · Traffic Control	\$1,481	\$1,121	\$15,729	\$12,785
6050 · Contract Emergency Service	\$5,886	\$5,895	\$58,863	\$63,950
05-8500 · Transfers Out	\$0	\$0	\$1,000	\$1,000
05-8700 · Capital Expenditure over \$5,000	\$0	\$0	\$30,000	\$0
Total Expense	\$30,830	\$30,705	\$362,310	\$350,905
Net Profit	-\$21,829	-\$19,221	\$67,615	\$52,924

**City of Meadowlakes
Profit & Loss Budget vs. Actual
General Fund**

July 2016

	Jul-16	Budgeted July 16	Year-to-date	Budget Year- to-date
Income				
05-4120 · Ad Valorem Tax	\$795	\$2,784	\$346,439	\$343,824
05-4121 · Franchise Fees				
05-4140 · PEC Franchise Tax	\$6,982	\$7,500	\$34,305	\$37,500
05-4160 · Cable Franchise Tax	\$0	\$0	\$34,505	\$8,500
05-4170 · Telephone Franchise Tax	\$39	\$25	\$4,232	\$3,750
05-4121 · Franchise Fees - Other	\$0	\$0		\$0
Total 05-4121 · Franchise Fees	\$7,021	\$7,525	\$73,042	\$49,750
05-4180 · Liquor Tax	\$273	\$300	\$1,198	\$1,200
05-4200 · City Bldg. Permits				
05-4220 · Home Permits	\$100	\$100	\$2,550	\$1,300
05-4240 · Remodeling Permits	\$0	\$100	\$450	\$1,200
05-4260 · Fence & Decks Permits	\$250	\$100	\$1,245	\$1,200
05-4290 · Misc. Bldg. Revenue		\$50	\$660	\$400
Total 05-4200 · City Bldg. Permits	\$350	\$350	\$4,905	\$4,100
05-4300 · Judicial				
05-4320 · Court Costs	\$0	\$0	\$0	\$2,400
05-4340 · Court Fines	\$290	\$300	\$2,001	\$0
05-4380 · Administrative Fee		\$25		\$200
Total 05-4300 · Judicial	\$290	\$325	\$2,001	\$2,600
05-4460 · Interest - Investments	\$0	\$0	\$2	\$0
05-4620 · Pet Registration Fee	\$225	\$175	\$1,699	\$2,075
05-4630 · Miscellaneous	\$47	\$25	\$639	\$280
Total 05-4600 · Miscellaneous	\$272	\$200	\$2,340	\$2,355
Total Income	\$9,001	\$11,484	\$429,925	\$403,829
Gross Profit	\$9,001	\$11,484	\$429,925	\$403,829
Expense				
5000 · Administrative Expenses				
5001 · Employee Expenses				
05-6000 · Employee Expenditures				
05-6010 · Salary - Exempt	\$7,285	\$7,285	\$84,134	\$84,135
05-6015 · Salary - Non-exempt Employ	\$4,061	\$5,462	\$55,549	\$60,076
05-6025 · FICA/Medicare	\$868	\$1,000	\$10,897	\$11,700
05-6027 · Longevity Pay	\$0	\$0	\$2,215	\$3,000
05-6030 · Reserve - Payroll	\$0	\$0	\$0	\$0
05-6040 · Retirement	\$165	\$280	\$2,130	\$2,880
05-6045 · Health Insurance	\$1,137	\$1,743	\$15,342	\$17,430
05-6046 · Disability	\$0	\$0	\$0	\$0

**City of Meadowlakes
Profit & Loss Budget vs. Actual
General Fund**

July 2016

	Jul-16	Budgeted July 16	Year-to-date	Budget Year- to-date
05-6070 - Unemployment Reserve Exp.	\$0	\$0	\$1,000	\$1,000
05-6071 - Training & Travel	\$140	\$100	\$594	\$850
05-6072 - Dues and Memberships	\$0	\$0	\$0	\$500
05-6075 - Miscellaneous	\$391	\$83	\$1,195	\$830
Total 05-6000 - Employee Expenditures	\$14,047	\$15,953	\$173,056	\$182,401
Total 5001 - Employee Expenses	\$14,047	\$15,953	\$173,056	\$182,401
5010 - Administrative Expenses				
05-5000 - Property Tax Collection Expense				
05-5020 - Quarterly Expense	\$0	\$3,000	\$8,719	\$12,000
05-5040 - Collection Expense	\$0	\$125	\$0	\$875
05-5000 - Property Tax Collection Expense -	\$0	\$0	\$0	\$0
Total 05-5000 - Property Tax Collection Expense	\$0	\$3,125	\$8,719	\$12,875
05-5100 - City Building Committee				
05-5100 - City Building Committee - Other	\$0	\$40	\$135	\$320
Total 05-5100 - City Building Committee	\$0	\$40	\$135	\$320
05-5500 - Flood Plain/Emergency Mgt.	\$0	\$0	\$500	\$900
05-6100 - Professional Services				
05-6110 - City Attorney-General	\$0	\$250	\$1,102	\$2,500
05-6305 - Audit	\$0	\$0	\$4,500	\$4,000
05-6310 - Election	\$0	\$0	\$75	\$750
05-6366 - Codification	\$900	\$0	\$900	\$3,750
Total 05-6100 - Professional Services	\$900	\$250	\$6,577	\$11,000
05-6320 - Office Expense/Supplies	\$208	\$291	\$2,689	\$2,910
05-6325 - Lease-Copier	\$246	\$320	\$2,655	\$3,160
05-6326 - Office Equipment Repair & Main	\$0	\$50	\$7,558	\$400
05-6327 - Cap Exp Under \$5000	\$4,453	\$0	\$9,398	\$7,500
05-6330 - Postage	\$211	\$145	\$378	\$1,460
05-6340 - Memberships-Variou	\$0	\$0	\$735	\$600
05-6350 - Telephone	\$153	\$54	\$691	\$540
05-6355 - Miscellaneous	\$543	\$166	\$4,650	\$1,668
05-6365 - Website Hosting & Upgrade	\$0	\$0	\$1,935	\$1,500
Total 5010 - Administrative Expenses	\$6,714	\$4,441	\$46,620	\$44,833
5020 - Insurance Expense				
05-6050 - Insurance - Worker's Comp	\$0	\$0	\$697	\$1,200
05-6210 - Liability	\$0	\$0	\$949	\$1,000
05-6220 - Crime	\$0	\$0	\$319	\$525
05-6230 - Errors & Omissions	\$0	\$0	\$3,020	\$3,200
Total 5020 - Insurance Expense	\$0	\$0	\$4,985	\$5,925

**City of Meadowlakes
Profit & Loss Budget vs. Actual
General Fund**

July 2016

	Jul-16	Budgeted July 16	Year-to-date	Budget Year- to-date
5030 · Judicial Expense				
05-5705 · Education	\$0	\$0	\$200	\$500
05-5710 · Membership	\$0	\$0	\$40	\$250
05-5720-Prosecuting Attorney	\$300	\$100	\$2,100	\$1,800
05-5725 · Court Software	\$0	\$0	\$3,500	\$4,000
05-5727 · Office Lease - Judge	\$200	\$200	\$2,000	\$2,000
05-5730 · Administrative Expense	\$0	\$42	\$50	\$416
Total 5030 · Judicial Expense	<u>\$500</u>	<u>\$342</u>	<u>\$7,890</u>	<u>\$8,966</u>
5040 · Building and Facility Operation				
05-6360 · Office Maintenance- Cleaning	\$260	\$300	\$2,340	\$3,000
05-6410 · Maintenance & Repair	\$0	\$291	\$423	\$2,910
05-6420 · Electric Service	\$316	\$291	\$2,384	\$2,918
05-6430 · Ins-Real Estate & Pers Prop		\$0	\$866	\$1,000
Total 5040 · Building and Facility Operation	<u>\$576</u>	<u>\$882</u>	<u>\$6,013</u>	<u>\$9,828</u>
Total 5000 · Administrative Expenses	\$21,837	\$21,618	\$238,564	\$251,953
6000 · Public Safety				
6010 · Ordinance Enforcement				
05-5225 · Ordinance Employee	\$856	\$1,040	\$9,404	\$10,420
05-5226 · Ordinance FICA/Med	\$66	\$83	\$654	\$834
05-5228 · Insurance - Worker's Comp	\$0	\$0	\$60	\$150
05-5230 · Ordinance Misc. Exp.	\$37	\$58	\$306	\$584
05-5274 · Mileage	\$0	\$133	\$583	\$1,334
05-5277 · Insurance - Auto Liability	\$0	\$0	\$283	\$0
05-5280 · Supplies/Miscellaneous	\$0	\$0	\$0	\$0
Total 6010 · Ordinance Enforcement	<u>\$959</u>	<u>\$1,314</u>	<u>\$11,290</u>	<u>\$13,322</u>
6020 · Animal Control				
05-5320 · Contract Agreement	\$633	\$633	\$6,333	\$6,330
05-5340 · Ins-Worker's Comp	\$0	\$0	\$315	\$325
05-5360 · Pet Holding Fee/Rabies	\$0	\$62	\$34	\$620
05-5380 · Supplies/Miscellaneous	\$34	\$62	\$182	\$620
Total 6020 · Animal Control	<u>\$667</u>	<u>\$757</u>	<u>\$6,864</u>	<u>\$7,895</u>
6030 · Traffic Control				
05-5610 · Salary & Wages	\$1,376	\$1,038	\$13,446	\$10,380
05-5615 · FICA/Med	\$105	\$83	\$1,052	\$830
05-5620 · Ins-Worker's Comp	\$0	\$0	\$391	\$575
05-5630 · Ins-Law Enf Liability	\$0	\$0	\$765	\$800
05-5650 · Misc. Traffic Control Exp.	\$0	\$0	\$75	\$200
Total 6030 · Traffic Control	<u>\$1,481</u>	<u>\$1,121</u>	<u>\$15,729</u>	<u>\$12,785</u>

**City of Meadowlakes
Profit & Loss Budget vs. Actual
General Fund**

July 2016

	Jul-16	Budgeted July 16	Year-to-date	Budget Year- to-date
6050 · Contract Emergency Service				
05-6610 · Marble Falls EMS	\$2,792	\$2,791	\$27,917	\$27,910
05-6620 · Marble Falls Fire	\$3,094	\$3,104	\$30,946	\$36,040
Total 6050 · Contract Emergency Service	<u>\$5,886</u>	<u>\$5,895</u>	<u>\$58,863</u>	<u>\$63,950</u>
Total 6000 · Public Safety	<u>\$8,993</u>	<u>\$9,087</u>	<u>\$92,746</u>	<u>\$97,952</u>
Total Expense	<u>\$30,830</u>	<u>\$30,705</u>	<u>\$331,310</u>	<u>\$349,905</u>
Net Ordinary Income	-\$21,829	-\$19,221	\$98,615	\$53,924
Other Income/Expense				
Other Expense				
7000 · Non-Operating Expense				
05-8500 · Transfers Out				
05-8501 · Transfer to PWD Fund	\$0	\$0	\$500	\$500
05-8502 · Transfer to RCC Fund	\$0	\$0	\$500	\$500
05-8520 · Contingency Fund Exp.	\$0	\$0	\$0	\$0
Total 05-8500 · Transfers Out	<u>\$0</u>	<u>\$0</u>	<u>\$1,000</u>	<u>\$1,000</u>
05-8700 · Capital Expenditure over \$5,000	<u>\$0</u>	<u>\$0</u>	<u>\$30,000</u>	<u>\$0</u>
Total 7000 · Non-Operating Expense	<u>\$0</u>	<u>\$0</u>	<u>\$31,000</u>	<u>\$1,000</u>
Total Other Expense	<u>\$0</u>	<u>\$0</u>	<u>\$31,000</u>	<u>\$1,000</u>
Net Other Income	<u>\$0</u>	<u>\$0</u>	<u>-\$31,000</u>	<u>-\$1,000</u>
Net Income	<u><u>-\$21,829</u></u>	<u><u>-\$19,221</u></u>	<u><u>\$67,615</u></u>	<u><u>\$52,924</u></u>

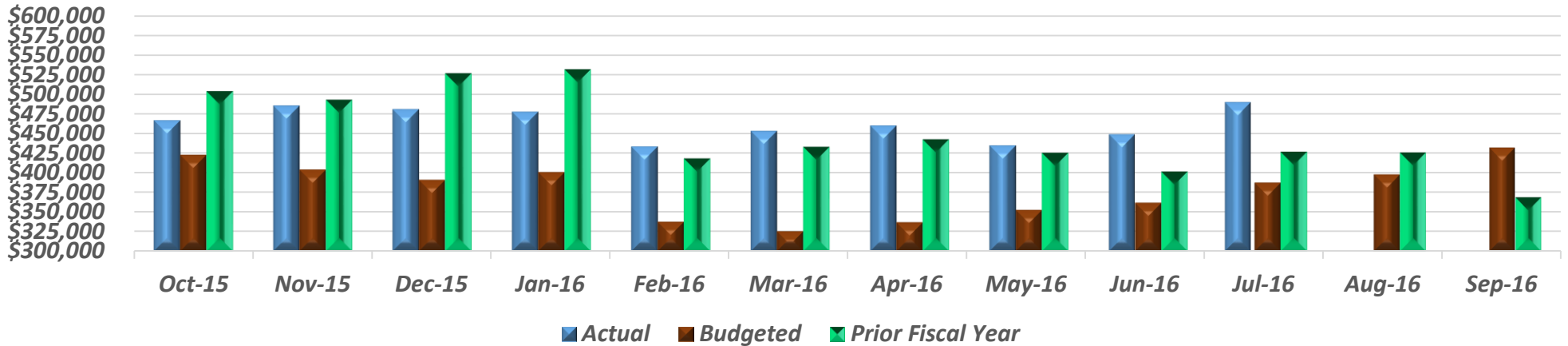
**City of Meadowlakes
Check Detail**

Type	Num	Date	Name	July 2016	Account	Paid Amount	Original Amount
Ck.	Bill Pay	07/25/2016	Katherine McAnally		05-1035 · First State Bank		-300.00
					05-5720 · Prosecuting Attorney	-300.00	300.00
TOTAL						-300.00	300.00
Ck.	Online Bill	07/01/2016	Marble Falls Area Volunteer Fire		05-1035 · First State Bank		-3,094.58
					05-6620 · Marble Falls Fire	-3,094.58	3,094.58
TOTAL						-3,094.58	3,094.58
Ck.	Online Bill	07/01/2016	Galaway, Robbie		05-1035 · First State Bank		-633.33
					05-5320 · Contract Agreement	-633.33	633.33
TOTAL						-633.33	633.33
Ck.	Online Bill	07/01/2016	Marble Falls Area EMS Inc.		05-1035 · First State Bank		-2,791.67
					05-6610 · Marble Falls EMS	-2,791.67	2,791.67
TOTAL						-2,791.67	2,791.67
Ck.	Online Bill	07/01/2016	Adams, Don		05-1035 · First State Bank		-200.00
					05-5727 · Office Lease - Judge	-200.00	200.00
TOTAL						-200.00	200.00
Bill Pmt -Ck.	15220	07/07/2016	M'lakes-PWD		05-1035 · First State Bank		-5,418.47
Bill	Reimburse	07/07/2016			05-6350 · Telephone	-153.14	153.14
					05-6330 · Postage	-211.37	211.37
					05-5230 · Ordinance Misc. Exp.	-35.64	35.64
					05-5380 · Supplies/Miscellaneous	-33.89	33.89
					05-6327 · Cap Exp Under \$5000	-4,453.13	4,453.13
					05-6320 · Office Expense/Supplies	-140.05	140.05
					05-6075 · Miscellaneous	-391.25	391.25
TOTAL						-5,418.47	5,418.47
Bill Pmt -Ck.	15221	07/07/2016	Pedernales Electric Coop		05-1035 · First State Bank		-270.59
Bill	June 2016	06/25/2016			05-6420 · Electric Service	-270.59	270.59
TOTAL						-270.59	270.59
Bill Pmt -Ck.	15222	07/07/2016	Preston, Pat		05-1035 · First State Bank		-18.90
Bill	June 2016	06/26/2016			05-5274 · Mileage	-18.90	18.90
TOTAL						-18.90	18.90
Bill Pmt -Ck.	15223	07/07/2016	Xerox Corporation		05-1035 · First State Bank		-313.78
Bill	085216433	07/01/2016			05-6325 · Lease-Copier	-245.65	245.65
					05-6320 · Office Expense/Supplies	-68.13	68.13
TOTAL						-313.78	313.78
Bill Pmt -Ck.	15224	07/13/2016	ATS		05-1035 · First State Bank		-148.50

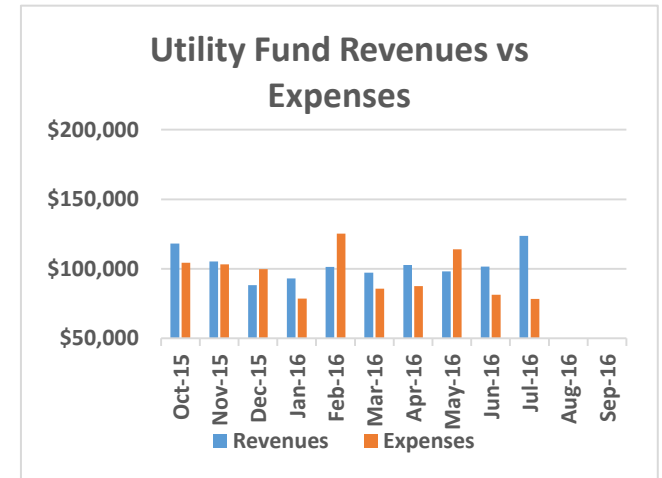
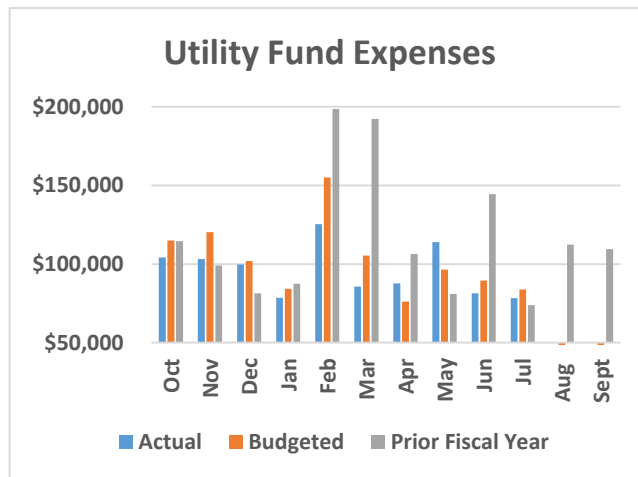
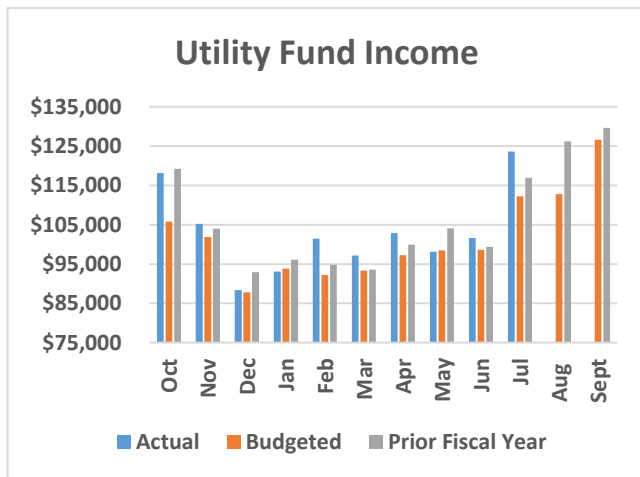
City of Meadowlakes Check Detail

Type	Num	Date	Name	July 2016	Account	Paid Amount	Original Amount
Bill	1-664849	07/08/2016			05-2340 · Inspection Fees	-49.50	49.50
					05-2340 · Inspection Fees	-49.50	49.50
					05-2340 · Inspection Fees	-49.50	49.50
TOTAL						-148.50	148.50
Bill Pmt -Ck.	15225	07/13/2016	State Comptroller		05-1035 · First State Bank		-121.65
Bill	Qtr. End 6/	07/12/2016			05-4340 · Court Fines	-121.65	121.65
TOTAL						-121.65	121.65
Bill Pmt -Ck.	15226	07/21/2016	Knight & Partners		05-1035 · First State Bank		-501.94
Bill	3680	06/30/2016			05-6110 · City Attorney-General	-501.94	501.94
TOTAL						-501.94	501.94
Bill Pmt -Ck.	15227	07/28/2016	City of Meadowlakes RCC		05-1035 · First State Bank		-543.52
Bill		07/27/2016			05-6355 · Miscellaneous	-543.52	543.52
TOTAL						-543.52	543.52
Bill Pmt -Ck.	15228	07/28/2016	Mike Williams		05-1035 · First State Bank		-140.00
Bill		07/27/2016			05-6071 · Training & Travel	-140.00	140.00
TOTAL						-140.00	140.00
Total July 2016 General Fund Disbursements							14,496.93

Utility Fund Cash Flow



	Oct-15	Nov-15	Dec-15	Jan-16	Feb-16	Mar-16	Apr-16	May-16	Jun-16	Jul-16	Aug-16	Sep-16
Beginning Cash	\$431,518	\$466,252	\$484,900	\$480,133	\$477,167	\$433,122	\$452,762	\$459,777	\$434,511	\$448,644		
Cash Inflow	\$181,543	\$148,719	\$103,668	\$99,496	\$91,738	\$115,819	\$110,069	\$94,727	\$105,525	\$125,115		
Cash Outflow	\$146,809	\$130,071	\$108,435	\$102,462	\$135,783	\$96,179	\$103,054	\$119,993	\$91,392	\$84,772		
Ending Cash	\$466,252	\$484,900	\$480,133	\$477,167	\$433,122	\$452,762	\$459,777	\$434,511	\$448,644	\$488,987		
Increase/(Decrease) in Cash Since First of FY	\$ 34,734	\$ 53,382	\$ 48,615	\$ 45,649	\$ 1,604	\$ 21,244	\$ 28,259	\$ 2,993	\$ 17,126	\$ 57,469	\$ -	\$ -



City of Meadowlakes-Utility Fund Profit & Loss Budget vs. Actual

July 2016

	July 16	Budget Jul 16	Year to Date	Budget Year to Date
<u>Income</u>				
5010 · Water Revenue	\$ 53,845	\$ 45,298	\$ 344,704	\$ 307,783
5020 · Sewer Revenues	\$ 42,524	\$ 41,886	\$ 424,022	\$ 420,412
5030 · Garbage Revenue	\$ 16,782	\$ 16,645	\$ 168,809	\$ 166,450
5110 · Contract Services	\$ 7,083	\$ 7,083	\$ 70,833	\$ 70,833
5120 · Water Connect Fee Revenue	\$ 1,650	\$ -	\$ 6,600	\$ 2,625
5130 · Sewer Connect Fee Revenue	\$ 725	\$ -	\$ 5,075	\$ 2,175
5140 · Transfer Fee	\$ 425	\$ 325	\$ 2,275	\$ 2,375
5150 · Penalty & Interest Earned	\$ 570	\$ 661	\$ 6,672	\$ 6,354
5170 · Miscellaneous Revenues	\$ 10	\$ 325	\$ 311	\$ 3,350
5181 · Non-Rev-Xfer In-General Fund	\$ -	\$ -	\$ 500	\$ -
5200 · Interest earned on Investments	\$ -	\$ -	\$ 13	\$ -
Total Income	\$ 123,614	\$ 112,223	\$ 1,029,814	\$ 982,357
Gross Profit	\$ 123,614	\$ 112,223	\$ 1,029,814	\$ 982,357
<u>Expense</u>				
Total 6100 · Employee Expenses	\$ 33,256	\$ 34,047	\$ 369,278	\$ 389,507
Total 6200 · Administrative Expenses	\$ 2,105	\$ 1,025	\$ 46,315	\$ 45,120
6300 · Operating Expenses				
Total 6301 · Water Treatment Operational	\$ 5,580	\$ 9,600	\$ 102,947	\$ 104,975
Total 6302 · Wastewater Operational Exp	\$ 4,424	\$ 7,435	\$ 66,186	\$ 72,115
Total 6303 · Other Operational Expenses	\$ 2,847	\$ 4,741	\$ 65,222	\$ 91,018
Total 6500 · Solid Waste Collection' Exp	\$ 15,028	\$ 14,917	\$ 120,747	\$ 149,166
Total Operating Expense	\$ 27,879	\$ 36,693	\$ 355,102	\$ 417,274
Total 8200 · Transfer to Other Funds	\$ 15,166	\$ 15,166	\$ 151,666	\$ 151,668
Total 9140 · 2013 I&S Expenses	\$ -	\$ -	\$ 48,491	\$ 23,489
Total Expenses	\$ 78,406	\$ 86,931	\$ 970,853	\$ 1,027,058
Net Income	\$ 45,208	\$ 25,292	\$ 58,962	\$ (44,701)

City of Meadowlakes-Utility Fund Profit & Loss Budget vs. Actual

July 2016

	July 16	Budget Jul 16	Year to Date	Budget Year to Date
<u>Expense</u>				
6100 · Employee Expenses				
6110 · Salaries & Wages				
6410 · Salaries Exempt Employees	\$ 5,027	\$ 5,298	\$ 56,042	\$ 58,274
6415 · Salaries & Wages-Non-Exempt	\$ 19,453	\$ 20,075	\$ 214,748	\$ 220,850
6416 · Overtime & Standby Pay	\$ 944	\$ 800	\$ 11,521	\$ 10,275
6417 · Longevity Pay-Exempt/Non-Exempt	\$ -		\$ 4,653	\$ 6,400
Total 6110 · Salaries & Wages	\$ 25,423	\$ 26,173	\$ 286,964	\$ 295,799
6111 · Other Employee Expenses				
6116 · Unemployment Expense	\$ -	\$ -	\$ 1,750	\$ 1,750
6120 · FICA Expense	\$ 1,945	\$ 2,000	\$ 21,953	\$ 22,660
6140 · Worker's Compensation Insurance	\$ -	\$ -	\$ 8,474	\$ 10,000
6150 · Employee Insurance Expenses	\$ 4,656	\$ 4,833	\$ 36,798	\$ 48,330
6160 · Employee Retirement Expense	\$ 369	\$ 500	\$ 4,310	\$ 5,500
6170 · Employee Uniform Expense	\$ 376	\$ 291	\$ 3,862	\$ 2,918
6180 · Employee Training & Travel Exp	\$ 487	\$ 250	\$ 4,942	\$ 2,550
6560 · Miscellaneous Employee Expenses	\$ -	\$ -	\$ 225	
Total 6111 · Other Employee Expenses	\$ 7,833	\$ 7,874	\$ 82,314	\$ 93,708
Total 6100 · Employee Expenses	\$ 33,256	\$ 34,047	\$ 369,278	\$ 389,507
6200 · Administrative Expenses				
6210 · Auditing Expense	\$ -	\$ -	\$ 5,500	\$ 5,500
6225 · Misc. Dues & Fees				
6226 · TECO Fees	\$ -	\$ -	\$ 3,374	\$ 3,500
6227 · Other Misc. Dues & Fees	\$ 57	\$ 150	\$ 481	\$ 1,700
Total 6225 · Misc. Dues & Fees	\$ 57	\$ 150	\$ 3,855	\$ 5,200
6235 · Computer/Office Equip R&M	\$ 1,448	\$ -	\$ 4,977	\$ 1,700
6240 · Software Update	\$ -	\$ -	\$ 3,219	\$ 2,500
6250 · Office Supplies	\$ 107	\$ 300	\$ 2,942	\$ 3,300
6255 · Postage Expense	\$ 54	\$ -	\$ 2,939	\$ 3,750
6260 · Telephone Expense	\$ 422	\$ 485	\$ 4,224	\$ 4,830
6270 · Insurance - GL & Property	\$ -	\$ -	\$ 16,716	\$ 16,500
6280 · Bad Debts	\$ -	\$ -	\$ -	\$ 1,000
6282 · Administrative-Miscellaneous	\$ 17	\$ 90	\$ 1,943	\$ 840
Total 6200 · Administrative Expenses	\$ 2,105	\$ 1,025	\$ 46,315	\$ 45,120
6300 · Operating Expenses				
6301 · Water Treatment Operational Exp				
6305 · Water Treatment Electrical	\$ 4,080	\$ 3,600	\$ 24,218	\$ 25,600
6310 · Heating Fuel-WTP	\$ -	\$ -	\$ 102	\$ 1,500
6314 · R&M-Plant & Pump Station	\$ 151	\$ 5,000	\$ 14,590	\$ 15,000

City of Meadowlakes-Utility Fund Profit & Loss Budget vs. Actual

July 2016

	July 16	Budget Jul 16	Year to Date	Budget Year to Date
6316 · WTP Chemical Expense	\$ 1,123	\$ 250	\$ 16,029	\$ 14,375
6320 · Water Outside Testing Expense	\$ 226	\$ 250	\$ 3,220	\$ 2,500
6328 · Distribution Repair & Maint.	\$ -	\$ 500	\$ 4,659	\$ 4,500
6355 · Meter Purchased	\$ -	\$ -	\$ 40,052	\$ 40,000
6360 · Tap Materials-Water	\$ -	\$ -	\$ 77	\$ 1,500
Total 6301 · Water Treatment Operational Exp	\$ 5,580	\$ 9,600	\$ 102,947	\$ 104,975
6302 · Wastewater Operational Expenses				
6304 · Wastewater Electrical	\$ 2,445	\$ 2,580	\$ 21,852	\$ 25,800
6311 · Propane-Wastewater	\$ -	\$ -	\$ 232	\$ 1,500
6317 · WWTP Chemicals	\$ -	\$ 2,000	\$ 5,188	\$ 6,100
6318 · Outside Testing Wastewater	\$ 112	\$ 230	\$ 2,584	\$ 2,290
6321 · Collection System R&M				
63212 · Lift Station Repairs	\$ -	\$ -	\$ 8,660	\$ 5,000
6321 · Collection System R&M - Other	\$ 561	\$ 125	\$ 2,844	\$ 1,425
Total 6321 · Collection System R&M	\$ 561	\$ 125	\$ 11,504	\$ 6,425
6322 · Irrigation Maintenance Expense	\$ -	\$ -		\$ -
6324 · Irrigation Electric Subsidy	\$ 1,056	\$ -	\$ 8,108	\$ 7,500
6327 · WWTP Repair & Maintenance	\$ 250	\$ 2,500	\$ 16,718	\$ 22,500
Total 6302 · Wastewater Operational Expenses	\$ 4,424	\$ 7,435	\$ 66,186	\$ 72,115
6303 · Other Operational Expenses				
63031 · Repair & Maintenance-Other				
6329 · R&M-Building/Misc.	\$ 476	\$ 1,000	\$ 12,555	\$ 10,000
63291 · Drainage Repair & Maintenance	\$ -	\$ -	\$ 7,150	\$ 20,000
6654 · Engineering Study	\$ -			
Total 63031 · Repair & Maintenance-Other	\$ 476	\$ 1,000	\$ 19,704	\$ 30,000
6330 · Vehicle Repair & Maintenance	\$ 505	\$ 575	\$ 9,337	\$ 5,850
6335 · Machinery Repair & Maintenance	\$ 78	\$ 1,250	\$ 8,697	\$ 12,500
6340 · Vehicle & Machinery Fuel				
6341 · Vehicle Fuel	\$ 909	\$ 1,166	\$ 7,054	\$ 11,668
6342 · Machinery Fuel	\$ -	\$ 500	\$ 1,787	\$ 5,500
Total 6340 · Vehicle & Machinery Fuel	\$ 909	\$ 1,666	\$ 8,841	\$ 17,168
6345 · Equipment Lease/Rental	\$ -	\$ -	\$ -	\$ -
6350 · Miscellaneous Operational Exp.	\$ 580	\$ -	\$ 3,066	\$ 2,500
6365 · Small Tools	\$ 299	\$ 250	\$ 2,607	\$ 3,000
6550 · Assets Purchased	\$ -		\$ 12,970	\$ 20,000
Total 6303 · Other Operational Expenses	\$ 2,847	\$ 4,741	\$ 65,222	\$ 91,018
Total 6300 · Operating Expenses	\$ 12,851	\$ 21,776	\$ 234,355	\$ 268,108

**City of Meadowlakes-Utility Fund
Profit & Loss Budget vs. Actual**

July 2016

	July 16	Budget Jul 16	Year to Date	Budget Year to Date
6500 · Solid Waste Collection Expenses				
6510 · Garbage Service Expense	\$ 15,028	\$ 14,917	\$ 150,743	\$ 149,166
Total 6500 · Solid Waste Collection' Expenses	<u>\$ 15,028</u>	<u>\$ 14,917</u>	<u>\$ 150,743</u>	<u>\$ 149,166</u>
8200 · Transfer to Other Funds				
8220 · Transfer to Debt Service Fund	\$ 8,083	\$ 8,083	\$ 80,833	\$ 80,834
8240 · Transfer to RCC Fund	\$ 7,083	\$ 7,083	\$ 70,833	\$ 70,834
Total 8200 · Transfer to Other Funds	<u>\$ 15,166</u>	<u>\$ 15,166</u>	<u>\$ 151,666</u>	<u>\$ 151,668</u>
Total Expense	<u>\$ 78,406</u>	<u>\$ 86,931</u>	<u>\$ 952,357</u>	<u>\$ 1,003,569</u>
Net Ordinary Income	\$ 45,208	\$ 25,292	\$ 77,457	\$ (21,212)
Other Expense				
9140 · 2013 I&S Expenses				
9141 · 2013 I&S Principal	\$ -	\$ -	\$ 47,272	\$ 22,270
9142 · 2013 I&S Interest	\$ -	\$ -	\$ 1,219	\$ 1,219
Total 9140 · 2013 I&S Expenses	<u>\$ -</u>	<u>\$ -</u>	<u>\$ 48,491</u>	<u>\$ 23,489</u>
Total Expenses	<u>\$ 78,406</u>	<u>\$ 86,931</u>	<u>\$ 1,000,849</u>	<u>\$ 1,027,058</u>
Net Fund Gain/(Loss)	<u>\$ 45,208</u>	<u>\$ 25,292</u>	<u>\$ 28,966</u>	<u>\$ (44,701)</u>

City of Meadowlakes-Utility Fund Check Detail

July 2016

Type	Num	Date	Name	Account	Paid Amount	Original Amount
Check	EFT	07/12/2016	State Comptroller	1015 · Checking-1st State Bank		-1,045.93
				3020 · Sales Tax Payable	-1,045.93	1,045.93
TOTAL					-1,045.93	1,045.93
Bill Pmt -Check	15564	07/06/2016	Johnny's Floors	1015 · Checking-1st State Bank		-926.87
Bill	Est 919	06/27/2016		6350 · Miscellaneous Operational Exp.	-926.87	926.87
TOTAL					-926.87	926.87
Bill Pmt -Check	15565	07/07/2016	Backbone Valley Nursery	1015 · Checking-1st State Bank		-30.59
Bill	1-1068928	06/30/2016		6329 · R&M-Building/Misc.	-30.59	30.59
TOTAL					-30.59	30.59
Bill Pmt -Check	15566	07/07/2016	Card Service Center	1015 · Checking-1st State Bank		-1,661.85
Bill	June 2016 Stmt	06/28/2016		1583 · RCC Receivable	-284.28	284.28
				6180 · Employee Training & Travel Exp	-50.00	50.00
				6235 · Computer/Office Equip R&M	-76.05	76.05
				6282 · Administrative-Miscellaneous	-21.04	21.04
Bill	June 2016 State	06/29/2016		6282 · Administrative-Miscellaneous	-4.97	4.97
				6329 · R&M-Building/Misc.	-199.99	199.99
				6260 · Telephone Expense	-10.17	10.17
				1515 · General Fund Receivables	-38.27	38.27
				6180 · Employee Training & Travel Exp	-48.00	48.00
				1583 · RCC Receivable	-50.87	50.87
Bill		06/30/2016		6330 · Vehicle Repair & Maintenance	-23.00	23.00
				1583 · RCC Receivable	-233.00	233.00
				1584 · POA Receivables	-47.00	47.00
				1515 · General Fund Receivables	-232.34	232.34
				6255 · Postage Expense	-94.00	94.00
				6250 · Office Supplies	-183.12	183.12
				6180 · Employee Training & Travel Exp	-54.13	54.13
				6282 · Administrative-Miscellaneous	-11.62	11.62
TOTAL					-1,661.85	1,661.85
Bill Pmt -Check	15567	07/07/2016	DPC Industries, Inc	1015 · Checking-1st State Bank		-306.13
Bill	767003026-16	06/23/2016		6316 · WTP Chemical Expense	-306.13	306.13
TOTAL					-306.13	306.13
Bill Pmt -Check	15568	07/07/2016	Ed's Tires and Auto	1015 · Checking-1st State Bank		-15.75
Bill	RO 49621	06/30/2016		6330 · Vehicle Repair & Maintenance	-15.75	15.75
TOTAL					-15.75	15.75
Bill Pmt -Check	15569	07/07/2016	Ewald Kubota, Inc.	1015 · Checking-1st State Bank		-193.68
Bill	3505348	06/29/2016		6335 · Machinery Repair & Maintenance	-193.68	193.68
TOTAL					-193.68	193.68

City of Meadowlakes-Utility Fund Check Detail

July 2016

Type	Num	Date	Name	Account	Paid Amount	Original Amount
Bill Pmt -Check	15570	07/07/2016	Fastenal	1015 · Checking-1st State Bank		-82.90
Bill	TX00190692	06/23/2016		6327 · WWTP Repair & Maintenance	-82.90	82.90
TOTAL					<u>-82.90</u>	<u>82.90</u>
Bill Pmt -Check	15571	07/07/2016	Ferguson Enterprises	1015 · Checking-1st State Bank		-29.52
Bill	33539149	05/16/2016		6314 · R&M-Plant & Pump Station	-29.52	29.52
TOTAL					<u>-29.52</u>	<u>29.52</u>
Bill Pmt -Check	15572	07/07/2016	Foxworth-Galbraith	1015 · Checking-1st State Bank		-109.07
Bill	June 2016 Stmt	06/30/2016		1583 · RCC Receivable	-109.07	109.07
TOTAL					<u>-109.07</u>	<u>109.07</u>
Bill Pmt -Check	15573	07/07/2016	NAPA	1015 · Checking-1st State Bank		-461.81
Bill	June 2016 Stmt	06/30/2016		1583 · RCC Receivable	-50.78	50.78
				6330 · Vehicle Repair & Maintenance	-124.83	124.83
				6335 · Machinery Repair & Maintenance	-286.20	286.20
TOTAL					<u>-461.81</u>	<u>461.81</u>
Bill Pmt -Check	15574	07/07/2016	PEC	1015 · Checking-1st State Bank		-4,587.65
Bill	June 2016 Stmt	06/25/2016		6305 · Water Treatment Electrical	-2,242.14	2,242.14
				6304 · Wastewater Electrical	-2,345.51	2,345.51
TOTAL					<u>-4,587.65</u>	<u>4,587.65</u>
Bill Pmt -Check	15575	07/07/2016	Sprint	1015 · Checking-1st State Bank		-32.95
Bill	550631610042	06/25/2016		6260 · Telephone Expense	-32.95	32.95
TOTAL					<u>-32.95</u>	<u>32.95</u>
Bill Pmt -Check	15576	07/07/2016	Visa	1015 · Checking-1st State Bank		-4,349.01
Bill	June 2016 Stmt	06/23/2016		6335 · Machinery Repair & Maintenance	-133.27	133.27
				6329 · R&M-Building/Misc.	-14.87	14.87
				1584 · POA Receivables	-139.26	139.26
Bill	June 2016 Stmt	06/23/2016		1515 · General Fund Receivables	-391.25	391.25
				6330 · Vehicle Repair & Maintenance	-3.66	3.66
				6550 · Assets Purchased	-3,650.00	3,650.00
				6335 · Machinery Repair & Maintenance	-16.70	16.70
TOTAL					<u>-4,349.01</u>	<u>4,349.01</u>
Bill Pmt -Check	15577	07/13/2016	AT&T Mobility	1015 · Checking-1st State Bank		-198.21
Bill	6/27/16 Stateme	07/22/2016		6260 · Telephone Expense	-198.21	198.21
TOTAL					<u>-198.21</u>	<u>198.21</u>
Bill Pmt -Check	15578	07/13/2016	Debbie Holley	1015 · Checking-1st State Bank		-24.68
Bill	July 8 2016	07/08/2016		6180 · Employee Training & Travel Exp	-24.68	24.68
TOTAL					<u>-24.68</u>	<u>24.68</u>

City of Meadowlakes-Utility Fund
Check Detail
July 2016

Type	Num	Date	Name	Account	Paid Amount	Original Amount
Bill Pmt -Check	15579	07/13/2016	Elliott Electric Supply	1015 · Checking-1st State Bank		-66.16
Bill	36-79532-01	07/07/2016		6329 · R&M-Building/Misc.	-66.16	66.16
TOTAL					-66.16	66.16
Bill Pmt -Check	15580	07/13/2016	Frontier Communications	1015 · Checking-1st State Bank		-275.01
Bill	July 2016 State	07/04/2016		6260 · Telephone Expense 1515 · General Fund Receivables	-206.25 -68.76	206.25 68.76
TOTAL					-275.01	275.01
Bill Pmt -Check	15581	07/13/2016	Interstate Batttery	1015 · Checking-1st State Bank		-241.22
Bill	220023235	07/01/2016		6330 · Vehicle Repair & Maintenance	-241.22	241.22
TOTAL					-241.22	241.22
Bill Pmt -Check	15582	07/13/2016	Lowe's	1015 · Checking-1st State Bank		-1,273.52
Bill	July 2016 State	07/02/2016		1584 · POA Receivables 6329 · R&M-Building/Misc. 6327 · WWTP Repair & Maintenance 6365 · Small Tools 1583 · RCC Receivable 1515 · General Fund Receivables	-424.20 -157.39 -151.84 -42.71 -410.68 -86.70	424.20 157.39 151.84 42.71 410.68 86.70
TOTAL					-1,273.52	1,273.52
Bill Pmt -Check	15583	07/13/2016	Quill	1015 · Checking-1st State Bank		-68.99
Bill	7047903	06/30/2016		6329 · R&M-Building/Misc.	-68.99	68.99
TOTAL					-68.99	68.99
Bill Pmt -Check	15584	07/13/2016	Republic Services #843	1015 · Checking-1st State Bank		-15,028.13
Bill	0843-00122037	06/30/2016		6510 · Garbage Service Expense	-14,974.20	14,974.20
Bill	0843-00121788	06/30/2016		6510 · Garbage Service Expense	-53.93	53.93
TOTAL					-15,028.13	15,028.13
Bill Pmt -Check	15585	07/13/2016	Texas Facilities Comm.	1015 · Checking-1st State Bank		-520.00
Bill	1661036	07/07/2016		6350 · Miscellaneous Operational Exp. 6365 · Small Tools	-500.00 -20.00	500.00 20.00
TOTAL					-520.00	520.00
Bill Pmt -Check	15586	07/13/2016	Tractor Supply	1015 · Checking-1st State Bank		-144.97
Bill	June 2016 State	06/29/2016		6329 · R&M-Building/Misc. 6327 · WWTP Repair & Maintenance	-74.98 -69.99	74.98 69.99
TOTAL					-144.97	144.97
Bill Pmt -Check	15587	07/13/2016	US Oxo, LLC	1015 · Checking-1st State Bank		-116.05
Bill	66337	05/17/2016		6329 · R&M-Building/Misc.	-116.05	116.05

City of Meadowlakes-Utility Fund
Check Detail
July 2016

Type	Num	Date	Name	Account	Paid Amount	Original Amount
TOTAL					-116.05	116.05
Bill Pmt -Check	15588	07/19/2016	On-Site Computer	1015 · Checking-1st State Bank		-1,052.50
Bill	32592	07/19/2016		6235 · Computer/Office Equip R&M	-1,052.50	1,052.50
TOTAL					-1,052.50	1,052.50
Bill Pmt -Check	15589	07/21/2016	All-Star HVAC	1015 · Checking-1st State Bank		-75.00
Bill	288233	07/19/2016		6329 · R&M-Building/Misc.	-75.00	75.00
TOTAL					-75.00	75.00
Bill Pmt -Check	15590	07/21/2016	Antonio DePaoli	1015 · Checking-1st State Bank		-5.44
Bill	Refund	07/19/2016		3010 · Service Deposits Payable	-5.44	5.44
TOTAL					-5.44	5.44
Bill Pmt -Check	15591	07/21/2016	DSHS - Tier Two Reporting	1015 · Checking-1st State Bank		-103.85
Bill	July Statement	07/05/2016		6320 · Water Outside Testing Expense	-103.85	103.85
TOTAL					-103.85	103.85
Bill Pmt -Check	15592	07/21/2016	ExxonMobil	1015 · Checking-1st State Bank		-48.07
Bill	July 2016 State	07/08/2016		6341 · Vehicle Fuel	-48.07	48.07
TOTAL					-48.07	48.07
Bill Pmt -Check	15593	07/21/2016	Fastenal	1015 · Checking-1st State Bank		-30.43
Bill	TX00190784	06/28/2016		6329 · R&M-Building/Misc.	-30.43	30.43
TOTAL					-30.43	30.43
Bill Pmt -Check	15594	07/21/2016	Interstate Battery	1015 · Checking-1st State Bank		-228.50
Bill	220023312	07/05/2016		6330 · Vehicle Repair & Maintenance	-228.50	228.50
TOTAL					-228.50	228.50
Bill Pmt -Check	15595	07/21/2016	Judith Henley	1015 · Checking-1st State Bank		-31.35
Bill	Refund	07/21/2016		3010 · Service Deposits Payable	-31.35	31.35
TOTAL					-31.35	31.35
Bill Pmt -Check	15596	07/21/2016	On-Site Computer	1015 · Checking-1st State Bank		-95.00
Bill	32600	07/20/2016		6235 · Computer/Office Equip R&M	-95.00	95.00
TOTAL					-95.00	95.00
Bill Pmt -Check	15597	07/21/2016	PEC	1015 · Checking-1st State Bank		-1,055.60
Bill	6/5-7/6 2016	07/09/2016		6324 · Irrigation Electric Subsidy	-1,055.60	1,055.60
TOTAL					-1,055.60	1,055.60

City of Meadowlakes-Utility Fund Check Detail

July 2016

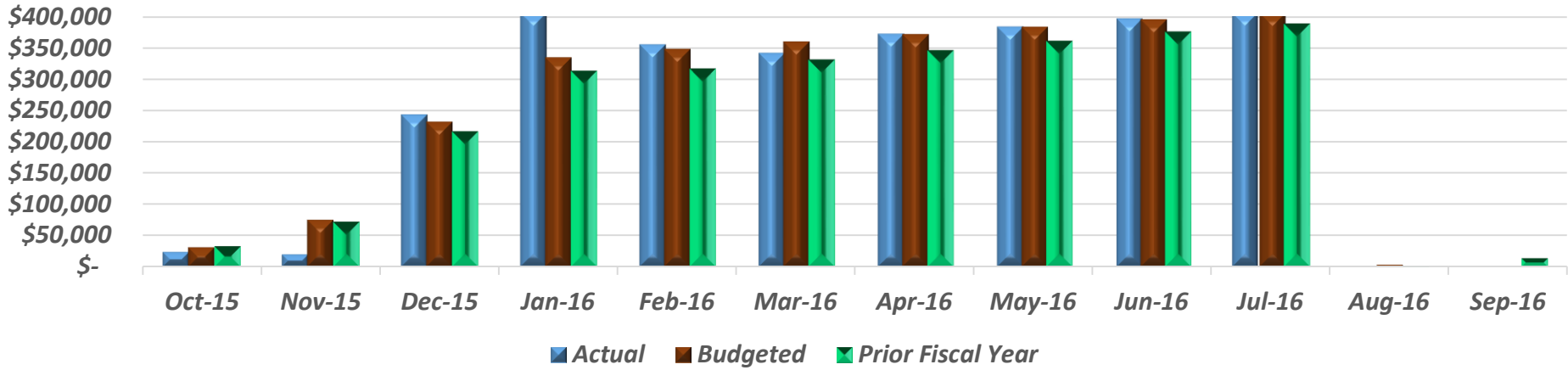
Type	Num	Date	Name	Account	Paid Amount	Original Amount
Bill Pmt -Check	15598	07/21/2016	Premium Landscape	1015 · Checking-1st State Bank		-96.25
Bill	12531	07/12/2016		6321 · Collection System R&M	-52.50	52.50
Bill	12546	07/13/2016		6321 · Collection System R&M	-43.75	43.75
TOTAL					-96.25	96.25
Bill Pmt -Check	15599	07/21/2016	Reynold Lindquist	1015 · Checking-1st State Bank		-18.75
Bill	Refund	07/19/2016		3010 · Service Deposits Payable	-18.75	18.75
TOTAL					-18.75	18.75
Bill Pmt -Check	15600	07/21/2016	Shelby Halskov	1015 · Checking-1st State Bank		-31.35
Bill	Refund	07/19/2016		3010 · Service Deposits Payable	-31.35	31.35
TOTAL					-31.35	31.35
Bill Pmt -Check	15601	07/21/2016	United Rentals	1015 · Checking-1st State Bank		-11.74
Bill	138832285-001	07/12/2016		6335 · Machinery Repair & Maintenance	-11.74	11.74
TOTAL					-11.74	11.74
Bill Pmt -Check	15602	07/21/2016	Wex Bank	1015 · Checking-1st State Bank		-860.83
Bill	July 2016 State	07/06/2016		6341 · Vehicle Fuel	-860.83	860.83
TOTAL					-860.83	860.83
Bill Pmt -Check	15603	07/28/2016	Christina Rutherford	1015 · Checking-1st State Bank		-27.17
Bill	Refund	07/27/2016		3010 · Service Deposits Payable	-27.17	27.17
TOTAL					-27.17	27.17
Bill Pmt -Check	15604	07/28/2016	Debbie Holley	1015 · Checking-1st State Bank		-27.00
Bill		07/22/2016		6180 · Employee Training & Travel Exp	-27.00	27.00
TOTAL					-27.00	27.00
Bill Pmt -Check	15605	07/28/2016	DPC Industries, Inc	1015 · Checking-1st State Bank		-456.13
Bill	DE76000974-16	06/30/2016		6316 · WTP Chemical Expense	-75.00	75.00
				6317 · WWTP Chemicals	-75.00	75.00
Bill	767003334-16	07/06/2016		6316 · WTP Chemical Expense	-306.13	306.13
TOTAL					-456.13	456.13
Bill Pmt -Check	15606	07/28/2016	Pinnacle Propane	1015 · Checking-1st State Bank		-572.20
Bill	June 2016 State	06/30/2016		6342 · Machinery Fuel	-572.20	572.20
TOTAL					-572.20	572.20
Bill Pmt -Check	15607	07/28/2016	Robert and Marcia Turner	1015 · Checking-1st State Bank		-7.24
Bill	Refund of depc	07/27/2016		3010 · Service Deposits Payable	-7.24	7.24
TOTAL					-7.24	7.24

City of Meadowlakes-Utility Fund Check Detail

July 2016

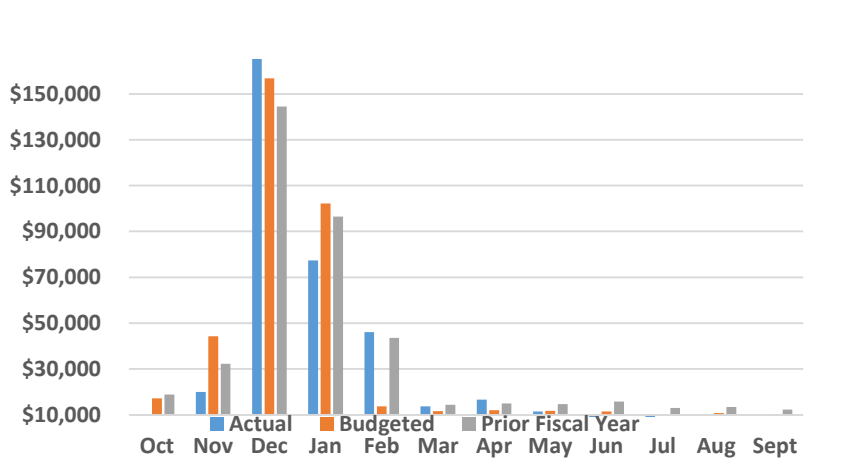
Type	Num	Date	Name	Account	Paid Amount	Original Amount
Bill Pmt -Check	15608	07/28/2016	Techline Pipe L.P.	1015 · Checking-1st State Bank		-392.50
Bill	1069061-00	07/06/2016		6321 · Collection System R&M	-392.50	392.50
TOTAL					-392.50	392.50
Bill Pmt -Check	15609	07/28/2016	UniFirst Holdings, Inc.	1015 · Checking-1st State Bank		-164.97
Bill	822-1843487	05/09/2016		6170 · Employee Uniform Expense	-37.85	37.85
Bill	822-1860634	07/04/2016		6170 · Employee Uniform Expense	-38.42	38.42
Bill	822-1860832	07/04/2016		6170 · Employee Uniform Expense	-88.70	88.70
TOTAL					-164.97	164.97
Total July 2016 Utility Fund Disbursements						37,182.52

Debt Service Fund Cash Flow

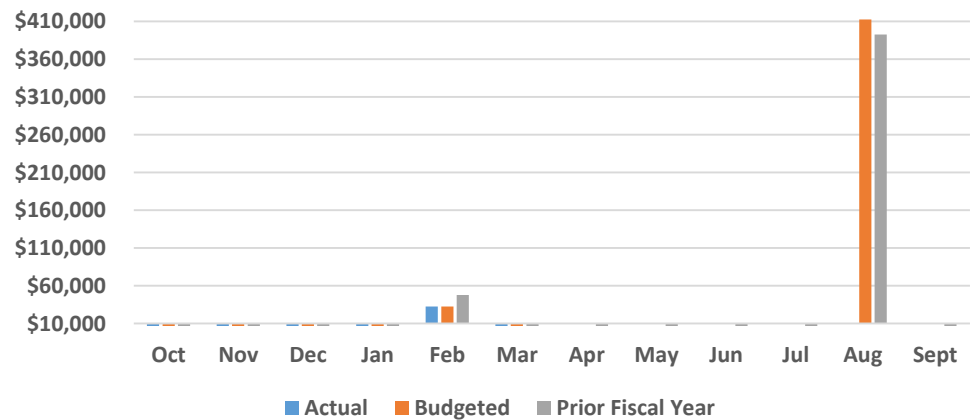


	Oct-15	Nov-15	Dec-15	Jan-16	Feb-16	Mar-16	Apr-16	May-16	Jun-16	Jul-16	Aug-16	Sep-16
Beginning Cash	\$ 13,756	\$ 23,967	\$ 43,916	\$ 243,872	\$ 328,298	\$ 341,928	\$ 355,593	\$ 372,299	\$ 383,814	\$ 397,008		
Cash Inflow	\$ 10,211	\$ 19,949	\$ 199,956	\$ 84,426	\$ 46,174	\$ 13,665	\$ 16,706	\$ 11,515	\$ 13,194	\$ 8,896		
Cash Outflow	\$ 0	\$ 0	\$ -	\$ -	\$ 32,544	\$ 0	\$ 0	\$ 0	\$ 0	\$ 0		
Ending Cash	\$ 23,967	\$ 43,916	\$ 243,872	\$ 328,298	\$ 341,928	\$ 355,593	\$ 372,299	\$ 383,814	\$ 397,008	\$ 405,904		
Increase/(Decrease) in Cash Since First of FY	\$ 10,211	\$ 30,160	\$ 230,116	\$ 314,542	\$ 328,172	\$ 341,837	\$ 358,543	\$ 370,058	\$ 383,252	\$ 392,148	\$ -	\$ -

Debt Service Fund Income



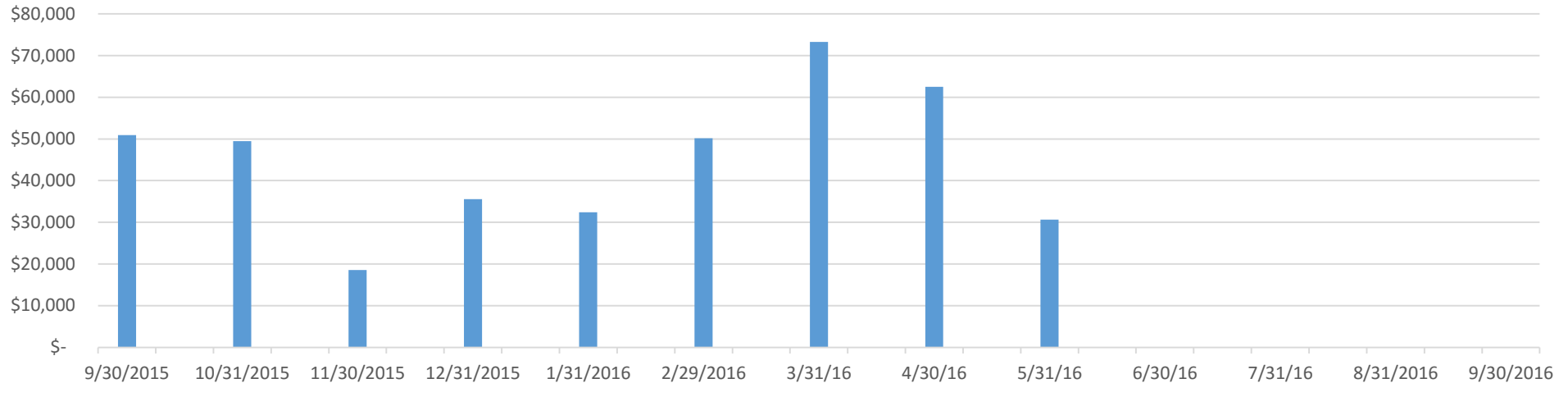
Debt Service Fund Expenses



City of Meadowlakes Debt Service Profit & Loss Budget vs. Actual

July 16	Jul-16	Budget Jul 16	Year to Date	Budget Year to Date
Ordinary Income/Expense				
Income				
06-4120 · Ad Valorem Tax	\$ 778	\$ 2,000	\$ 343,638	\$ 341,300
06-5440 · Interest Earned on Investments	\$ 34	\$ 35	\$ 220	\$ 245
Total Income	\$ 812	\$ 2,035	\$ 343,858	\$ 341,545
Expense				
06-9100 · 2013 Bond Expense				
06-9150 · 2013 Bond Principal	\$ -	\$ -	\$ -	\$ -
06-9170 · 2013 Bond Interest Expense	\$ -	\$ -	\$ 32,544	\$ 32,544
Total 06-9100 · 2013 Bond Expense	\$ -	\$ -	\$ 32,544	\$ 32,544
Total Expense	\$ -	\$ -	\$ 32,544	\$ 32,544
Net Ordinary Income	\$ 812	\$ 2,035	\$ 311,314	\$ 309,001
Other Income/Expense				
Other Income				
06-8200 · Transfer In from Other Funds	\$ 8,083	\$ 8,250	\$ 80,833	\$ 82,500
Total Other Income	\$ 8,083	\$ 8,250	\$ 80,833	\$ 82,500
Net Other Income	\$ 8,083	\$ 8,250	\$ 80,833	\$ 82,500
Net Income	\$ 8,896	\$ 10,285	\$ 392,147	\$ 391,501

Recreation Fund Uncommitted Cash



	9/30/2015	10/31/2015	11/30/2015	12/31/2015	1/31/2016	2/29/2016	3/31/16	4/30/16	5/31/16	6/30/16	7/31/16	8/31/2016	9/30/2016
Uncommitted Cash	\$ 50,930	\$ 49,480	\$ 18,565	\$ 35,541	\$ 32,375	\$ 50,133	\$ 73,294	\$ 62,476	\$ 30,645	\$ -	\$ -	\$ -	\$ -

**Recreation & Country Club Division
Profit & Loss**

July 16

INCOME

	<u>Jul-16</u>	<u>Y-T-D</u>
Prepays	\$ 18,431	\$ 192,859
Pro Shop Income	\$ 33,196	\$ 276,879
Tennis/Swim	\$ 2,211	\$ 7,052
Food and Beverage	\$ 24,042	\$ 253,696
Miscellaneous Income	\$ -	\$ 1,509
Transfers in from Other Funds	\$ 7,083	\$ 64,250

TOTAL INCOME	\$ 84,963	\$ 796,245
---------------------	------------------	-------------------

EXPENSES

Administrative Expenses	\$ 8,729	\$ 77,320
Pro-Shop Expenses	\$ 17,037	\$ 161,096
Grounds Maintenance Expense	\$ 23,177	\$ 286,484
Food and Beverage Expense	\$ 23,708	\$ 258,390
Tennis/Swim Expense	\$ 4,108	\$ 10,439

TOTAL EXPENSES	\$ 76,758	\$ 793,728
-----------------------	------------------	-------------------

NET GAIN/(LOSS)	\$ 8,204	\$ 2,517
------------------------	-----------------	-----------------

**Recreation & Country Club Division
Profit & Loss**

July 16

INCOME

Pre Paid

	<u>Jul-16</u>	<u>Y-T-D</u>
Family	\$ 890	\$ 9,389
Couple	\$ 2,988	\$ 28,552
Single	\$ 5,735	\$ 59,593
Social	\$ 520	\$ 4,440
Maintenance/Medical	\$ 288	\$ 3,424
Non-Resident	\$ 908	\$ 9,978
Gold/Silver Key	\$ 1,104	\$ 12,472
Trail Fees	\$ 4,648	\$ 47,972
Miscellaneous	\$ -	\$ 2,521
Tennis/Swim	\$ -	\$ 568
Lifetime	\$ 1,350	\$ 13,950
Total Pre-Paid	\$ 18,431	\$ 192,859

Pro Shop Revenues

Cart Rentals	\$ 6,723	\$ 44,377
Green Fees	\$ 18,517	\$ 148,606
Merchandise	\$ 4,736	\$ 40,807
Range	\$ 3,070	\$ 36,756
Handicap Service	\$ 120	\$ 6,333
Tournaments	\$ 30	
Total Golf Shop Revenues	\$ 33,196	\$ 276,879

Tennis/Swimming Revenue

\$ 2,211 \$ 7,052

Food and Beverage Revenue

Food Sales	\$ 15,493	\$ 176,569
Beverage Sales	\$ 1,504	\$ 12,158
Beer Sales	\$ 4,322	\$ 36,843
Liquor Sales	\$ 2,073	\$ 18,263
Wine Sales	\$ 650	\$ 9,863
Total Food and Beverage Revenue	\$ 24,042	\$ 253,696

Interest/Miscellaneous Earned

\$ - \$ 1,509

Transfers In From Other Funds

General Fund	\$ -	\$ -
Utility Fund	\$ -	\$ -
Total Transfers In From Other Funds	\$ -	\$ -

Total Income

\$ 77,880 \$ 731,995

**Recreation & Country Club Division
Profit & Loss**

July 16

Administrative Expenses

Administrative Payroll

	<u>Jul-16</u>	<u>Y-T-D</u>
Wages-Full Time	\$ 1,196	\$ 12,891
Payroll Taxes	\$ 91	\$ 995
Health Care	\$ 281	\$ 2,413
Retirement Expenses	\$ 17	\$ 185
Total Administrative Payroll Exp.	\$ 1,585	\$ 16,484

Other Administrative Expenses

Audit		\$ 4,250
Bank/Credit Fees	\$ 1,461	\$ 11,859
Cash Over/Under	\$ (89)	\$ 608
Insurance Expense		\$ 289
Prior Year Worker's Comp. Expense		
Office Supplies	\$ 131	\$ 1,297
Postage	\$ 141	\$ 763
Advertising	\$ 702	\$ 6,539
Miscellaneous Admin. Expense	\$ 62	\$ 2,589
Total Other Administrative Expense	\$ 2,408	\$ 28,194

House Operation and Maint.. Expense

Telephone	\$ 173	\$ 1,935
Electric	\$ 1,732	\$ 10,479
Utilities-Water, Sewer and Trash	\$ 535	\$ 4,334
Cleaning	\$ 1,010	\$ 6,934
Misc. House Expense	\$ -	\$ 1,809
Building Repair & Maintenance	\$ 1,260	\$ 6,917
TV	\$ 26	\$ 234
Total House Operation & Maint.. Exp.	\$ 4,736	\$ 32,642

Total Administrative Expenses

\$ 8,729 \$ 77,320

Pro Shop Expenditures

Payroll

Wages-Full Time	\$ 2,808	\$ 31,849
Wages-Part Time	\$ 6,124	\$ 49,765
Payroll Taxes	\$ 683	\$ 6,163
Health Care	\$ 548	\$ 5,167
Retirement Expenses	\$ 57	\$ 581
Worker's Compensation Expense Insurance	\$ -	\$ 2,605
Total Pro Shop Payroll Expense	\$ 10,219	\$ 96,131

Other Pro Shop Expenses

Cost of Goods Sold	\$ 3,173	\$ 22,848
Driving Range	\$ -	\$ 2,830

**Recreation & Country Club Division
Profit & Loss**

July 16

	<u>Jul-16</u>	<u>Y-T-D</u>
Miscellaneous	\$ 13	\$ 2,174
Pro Shop Consumable Supplies	\$ 750	\$ 1,665
Handicapping Service	\$ -	\$ 2,880
Tournament Expense	\$ -	\$ 642
Dues and Fees	\$ -	\$ 688
Cart Lease	\$ 2,717	\$ 29,648
Cart Maintenance	\$ -	\$ 144
Electric Cart/Tennis	\$ 165	\$ 1,446
Total Other Pro Shop Expenses	\$ 6,818	\$ 64,965

Total Pro Shop Expenditure **\$ 17,037** **\$ 161,096**

Grounds Maintenance Expenditures

Payroll

Wages-Full Time	\$ 7,531	\$ 81,789
Wages-Part Time	\$ 5,901	\$ 45,487
Payroll Taxes	\$ 1,028	\$ 9,786
Health Care	\$ 1,683	\$ 16,953
Retirement Expenses	\$ 190	\$ 1,747
Worker's Compensation Expense Insurance	\$ -	\$ 4,501
Total Grounds Maint.. Pay Roll	\$ 16,333	\$ 160,263

Other Grounds Maintenance Expenses

Fuel	\$ 1,004	\$ 7,526
Fertilizer	\$ 645	\$ 7,937
Chemicals	\$ 455	\$ 14,959
Seed & Sod	\$ -	\$ 175
Equipment Repair & Maintenance	\$ 1,087	\$ 12,208
Irrigation Repair and Maintenance	\$ 1,431	\$ 12,474
Pond Maintenance	\$ -	\$ 3,135

Utilities

Electric	\$ 282	\$ 1,824
Water, Sewer and Trash	\$ 292	\$ 3,500
Raw Water Purchase	\$ 453	\$ 7,768
Total Utilities	\$ 1,027	\$ 13,092

Employee Dues and Fees	\$ -	\$ 560
Miscellaneous Grounds Maint.. Exp.	\$ 313	\$ 8,808
Cart Path Repair and Maint..	\$ -	\$ 1,050

Equipment Lease/Purchase

Principal	\$ 823	\$ 40,051
Interest	\$ 59	\$ 4,246
Total Equipment Lease/Purchase	\$ 882	\$ 44,297

Total Other Grounds Maint.. Expenses **\$ 6,844** **\$ 126,221**

**Recreation & Country Club Division
Profit & Loss**

July 16

	<u>Jul-16</u>	<u>Y-T-D</u>
Total Grounds Maintenance Expenses	\$ 23,177	\$ 286,484
Food and Beverage Expenditures		
Payroll	\$ 6,901	\$ 71,069
Wages-Full Time	\$ 4,519	\$ 59,811
Wages-Part Time	\$ -	\$ -
Payroll Taxes	\$ 799	\$ 9,555
Health Care	\$ 1,108	\$ 7,794
Retirement Expenses	\$ 100	\$ 1,021
Worker's Compensation Expense Insurance		\$ 2,959
Total Food and Beverage Exp.	\$ 13,427	\$ 152,209
Other Food and Beverage Expenses		
Propane	\$ 465	\$ 5,278
Supplies	\$ -	\$ 5,278
Consumable Supplies	\$ -	\$ 4,912
Beer/Wine	\$ 1,656	\$ 16,295
Liquor	\$ 498	\$ 3,003
Food Expense	\$ 5,660	\$ 58,971
Beverage Expense	\$ 419	\$ 2,061
Other Food and Beverage Supplies	\$ 631	\$ 1,107
Misc. Restaurant Expenses	\$ 197	\$ 1,516
Linen	\$ -	\$ 2,541
	<u>\$ 9,061</u>	<u>\$ 90,406</u>
Liquor Tax	\$ 685	\$ 5,351
TABC License	\$ -	\$ 2,852
Equipment Rental	\$ 70	\$ 700
Equipment Repair and Maintenance	\$ -	\$ 1,594
	<u>\$ 10,281</u>	<u>\$ 106,181</u>
Total Other Food and Beverage Exp.	\$ 10,281	\$ 106,181
Total Food and Beverage Exp.	\$ 23,708	\$ 258,390
Swimming and Tennis Expenses		
Tennis	\$ 1,800	\$ 8,473
Swimming Pool Maintenance and Repairs	\$ 1,153	\$ 1,393
Total Swimming Pool and Tennis Exp.	\$ 2,953	\$ 9,866
Pro Shop/Resturant Renovation Expense	\$ 4,108	\$ 10,439
Total Expenses	\$ 76,758	\$ 793,728
NET GAIN/(LOSS)	\$ 8,204	\$ 2,517

**Recreation & Country Club Division
Profit & Loss**

July 16

	Jul-16	Y-T-D
Food and Beverage (less House Expenses)		
Income	\$ 24,042	\$ 253,696
Expenses	\$ 23,708	\$ 258,390
F&B Net Gain/Loss	\$ 335	\$ (4,694)

Food and Beverage (with House Expenses)

Income	\$ 24,042	\$ 253,696
Expenses	\$ 25,592	\$ 278,078
F&B Net Gain/Loss	\$ (1,550)	\$ (24,382)

**Note: We are still encountering some issues with the proper coding of some income items for the Fund. They should have minimal effect on overall income.*

Recreation & Country Club Division Check Detail

July 2016

Type	Num	Date	Name	Account	Paid Amount	Original Amount
Check	EFT	07/13/2016	State Comptroller	03-1012 · FSB - Acct #1910		-555.90
				03-2029 · Alcohol Tax Payable	-555.90	555.90
TOTAL					-555.90	555.90
Check	EFT	07/13/2016	State Comptroller	03-1012 · FSB - Acct #1910		-684.50
				03-6525 · Alcohol Tax	-684.50	684.50
TOTAL					-684.50	684.50
Total Debt Swipes During month -Food and Beverage Exp.				03-1012 · FSB - Acct #1910		2,055.71
Check	EFT	07/13/2016	State Comptroller	03-1012 · FSB - Acct #1910		-1,912.52
				03-2026 · Sales Tax Payable	-1,912.52	1,912.52
TOTAL					-1,912.52	1,912.52
Check	Online Bill	07/15/2016	PNC Equipment Finance	03-1012 · FSB - Acct #1910		-2,717.00
				03-6210 · Cart Lease/Purchase	-2,717.00	2,717.00
TOTAL					-2,717.00	2,717.00
				03-6549 · Food Exp	-43.74	43.74
TOTAL					-43.74	43.74
Check	1134	07/01/2016	Ben E Keith	03-1010 · FSB - Petty Cash #3232		-323.25
				03-6547 · Beer/Wine	-323.25	323.25
TOTAL					-323.25	323.25
Check	1135	07/01/2016	Keg 1	03-1010 · FSB - Petty Cash #3232		-240.20
				03-6547 · Beer/Wine	-240.20	240.20
TOTAL					-240.20	240.20
Check	1136	07/01/2016	Tommy Ferguson	03-1010 · FSB - Petty Cash #3232		-10.00
				03-6572 · Other Misc. Restaurant Expense:	-10.00	10.00
TOTAL					-10.00	10.00
Check	1137	07/01/2016	Susan Ranow	03-1010 · FSB - Petty Cash #3232		-42.50
				03-6572 · Other Misc. Restaurant Expense:	-42.50	42.50
TOTAL					-42.50	42.50
Check	1138	07/01/2016	Allan Oppenheim	03-1010 · FSB - Petty Cash #3232		-42.50
				03-6572 · Other Misc. Restaurant Expense:	-42.50	42.50
TOTAL					-42.50	42.50
Check	1139	07/04/2016	Susan Ranow	03-1010 · FSB - Petty Cash #3232		-12.00
				03-6572 · Other Misc. Restaurant Expense:	-12.00	12.00

Recreation & Country Club Division Check Detail

July 2016

Type	Num	Date	Name	Account	Paid Amount	Original Amount
TOTAL					-12.00	12.00
Check	1140	07/06/2016	WalMart	03-1010 · FSB - Petty Cash #3232		-96.90
				03-6123 · Pro-Shop Consumable Supplies	-96.90	96.90
TOTAL					-96.90	96.90
Check	1141	07/08/2016	Keg 1	03-1010 · FSB - Petty Cash #3232		-232.65
				03-6547 · Beer/Wine	-232.65	232.65
TOTAL					-232.65	232.65
Check	1142	07/15/2016	Keg 1	03-1010 · FSB - Petty Cash #3232		-146.80
				03-6547 · Beer/Wine	-146.80	146.80
TOTAL					-146.80	146.80
Check	1143	07/19/2016	Hill Country Health Store	03-1010 · FSB - Petty Cash #3232		-113.19
				03-6123 · Pro-Shop Consumable Supplies	-113.19	113.19
TOTAL					-113.19	113.19
Check	1144	07/22/2016	Keg 1	03-1010 · FSB - Petty Cash #3232		-227.85
				03-6547 · Beer/Wine	-227.85	227.85
TOTAL					-227.85	227.85
Check	1145	07/05/2016	Twin Liquors	03-1010 · FSB - Petty Cash #3232		-234.80
				03-6547 · Beer/Wine	-64.32	64.32
				03-6550 · Beverage Expense	-28.04	28.04
				03-6548 · Liquor Expense	-142.44	142.44
TOTAL					-234.80	234.80
Check	1146	07/14/2016	Sam's Club	03-1010 · FSB - Petty Cash #3232		-87.62
				03-6549 · Food Exp	-43.81	43.81
				03-6552 · Other Food & Beverage Supplies	-43.81	43.81
TOTAL					-87.62	87.62
Check	1147	07/22/2016	Ben E Keith	03-1010 · FSB - Petty Cash #3232		-155.46
				03-6547 · Beer/Wine	-155.46	155.46
TOTAL					-155.46	155.46
Check	1148	07/20/2016	Pepsi Beverages Company	03-1010 · FSB - Petty Cash #3232		-459.19
				03-6123 · Pro-Shop Consumable Supplies	-98.68	98.68
				03-6550 · Beverage Expense	-360.51	360.51
TOTAL					-459.19	459.19
Check	1149	07/20/2016	Twin Liquors	03-1010 · FSB - Petty Cash #3232		-324.11
				03-6548 · Liquor Expense	-268.81	268.81

Recreation & Country Club Division Check Detail

July 2016

Type	Num	Date	Name	Account	Paid Amount	Original Amount
				03-6547 · Beer/Wine	-55.30	55.30
TOTAL					-324.11	324.11
Check	1150	07/22/2016	Allan Oppenheim	03-1010 · FSB - Petty Cash #3232		-75.00
				03-6809 · Equip/Labor Exp-Reimbursemen	-75.00	75.00
TOTAL					-75.00	75.00
Check	1151	07/23/2016	Twin Liquors	03-1010 · FSB - Petty Cash #3232		-86.98
				03-6548 · Liquor Expense	-86.98	86.98
TOTAL					-86.98	86.98
Check	1152	07/29/2016	Keg 1	03-1010 · FSB - Petty Cash #3232		-210.25
				03-6547 · Beer/Wine	-210.25	210.25
TOTAL					-210.25	210.25
Bill Pmt -(1419		07/07/2016	All Corners Cleaning Services	03-1012 · FSB - Acct #1910		-470.00
Bill	7037	06/14/2016		03-6081 · Cleaning Service	-282.00	282.00
				03-6081 · Cleaning Service	-188.00	188.00
TOTAL					-470.00	470.00
Bill Pmt -(1420		07/07/2016	Austin Turf & Tractor	03-1012 · FSB - Acct #1910		-10.81
Bill	833287	06/22/2016		03-6329 · Equipment Maint & Repair	-10.81	10.81
TOTAL					-10.81	10.81
Bill Pmt -(1421		07/07/2016	C & M Air Cooled Engine, Inc.	03-1012 · FSB - Acct #1910		-192.71
Bill	687089	06/15/2016		03-6329 · Equipment Maint & Repair	-124.95	124.95
Bill	688570	06/28/2016		03-6329 · Equipment Maint & Repair	-67.76	67.76
TOTAL					-192.71	192.71
Bill Pmt -(1422		07/07/2016	Card Service Center	03-1012 · FSB - Acct #1910		-1,239.18
Bill	June 2016	06/28/2016		03-6545 · Restaurant-Consumable Supplie	-34.42	34.42
Bill		06/30/2016		03-6160 · Inventory Purchased	-737.80	737.80
				03-6040 · Office Supplies	-122.96	122.96
				03-6150 · Dues & Fees	-344.00	344.00
TOTAL					-1,239.18	1,239.18
Bill Pmt -(1423		07/07/2016	City of Marble Falls	03-1012 · FSB - Acct #1910		-170.67
Bill	May-June 2016	06/16/2016		03-6346 · Sewer & Water	-170.67	170.67
TOTAL					-170.67	170.67
Bill Pmt -(1424		07/07/2016	City of Meadowlakes-General	03-1012 · FSB - Acct #1910		-3,768.87
Bill	June 2016	07/05/2016		03-6122 · Miscellaneous and Supplies	-12.95	12.95
				03-6102 · Building Repair & Maintenance	-344.09	344.09
				03-6622 · Maint & Repair	-1,153.50	1,153.50
				03-6430 · Maint & Repair	-1,259.52	1,259.52
				03-6049 · Miscellaneous Admin Expense	-20.83	20.83

Recreation & Country Club Division Check Detail

July 2016

Type	Num	Date	Name	Account	Paid Amount	Original Amount
				03-6042 · Postage	-141.00	141.00
				03-6332 · Irrigation Repair & Maint.	-278.00	278.00
				03-6380 · Other Grounds Maint Exp	-61.45	61.45
				03-6572 · Other Misc. Restaurant Expense:	-89.99	89.99
				03-6915 · Pro-Shop Bldg. R&M	-407.54	407.54
TOTAL					-3,768.87	3,768.87
Bill Pmt -(1425		07/07/2016	City of Meadowlakes_PWD	03-1012 · FSB - Acct #1910		-688.75
Bill	June 2016 #488	06/21/2016		03-6055 · Utilities-Water & Sewer	-345.03	345.03
				03-6055 · Utilities-Water & Sewer	-230.02	230.02
Bill	June 2016 #475	06/21/2016		03-6346 · Sewer & Water	-68.65	68.65
Bill	June 2016 #75	06/24/2016		03-6346 · Sewer & Water	-45.05	45.05
TOTAL					-688.75	688.75
Bill Pmt -(1426		07/07/2016	Ford & Crew Home & Hardwar	03-1012 · FSB - Acct #1910		-303.51
Bill	June 2016 Stmt	06/25/2016		03-6380 · Other Grounds Maint Exp	-193.28	193.28
				03-6572 · Other Misc. Restaurant Expense:	-80.88	80.88
				03-6122 · Miscellaneous and Supplies	-29.35	29.35
TOTAL					-303.51	303.51
Bill Pmt -(1427		07/07/2016	Frontier Communications	03-1012 · FSB - Acct #1910		-170.35
Bill	June 2016 Stmt	06/28/2016		03-6050 · Telephone	-56.79	56.79
				03-6050 · Telephone	-113.56	113.56
TOTAL					-170.35	170.35
Bill Pmt -(1428		07/07/2016	Gail's Flags, Inc.	03-1012 · FSB - Acct #1910		-126.09
Bill	132005	06/20/2016		03-6329 · Equipment Maint & Repair	-100.82	100.82
Bill	132045	06/22/2016		03-6329 · Equipment Maint & Repair	-25.27	25.27
TOTAL					-126.09	126.09
Bill Pmt -(1429		07/07/2016	Innovative Turf Supply, Inc.	03-1012 · FSB - Acct #1910		-512.00
Bill	11711	06/20/2016		03-6324 · Chemicals	-512.00	512.00
TOTAL					-512.00	512.00
Bill Pmt -(1430		07/07/2016	Meadowlakes POA	03-1012 · FSB - Acct #1910		-881.87
Bill	124	07/31/2016		03-6362 · Machinery Lease	-822.82	822.82
				03-6362 · Machinery Lease	-59.05	59.05
TOTAL					-881.87	881.87
Bill Pmt -(1431		07/07/2016	Mid-Tex Turf Supply	03-1012 · FSB - Acct #1910		-409.36
Bill	6556	06/20/2016		03-6329 · Equipment Maint & Repair	-409.36	409.36
TOTAL					-409.36	409.36
Bill Pmt -(1432		07/07/2016	OGIO International	03-1012 · FSB - Acct #1910		-180.00
Bill	1465405	06/14/2016		03-6160 · Inventory Purchased	-180.00	180.00
TOTAL					-180.00	180.00

Recreation & Country Club Division Check Detail

July 2016

Type	Num	Date	Name	Account	Paid Amount	Original Amount
Bill Pmt -(1433		07/07/2016	Schaeffer Mfg. Co.	03-1012 · FSB - Acct #1910		-463.41
Bill	RCX1086-INV1	06/16/2016		03-6320 · Fuel & Lubricants	-463.41	463.41
TOTAL					-463.41	463.41
Bill Pmt -(1434		07/07/2016	Site One Landscape Supply, L	03-1012 · FSB - Acct #1910		-65.48
Bill	89676628	06/22/2016		03-6324 · Chemicals	-65.48	65.48
TOTAL					-65.48	65.48
Bill Pmt -(1435		07/13/2016	4-T Propane, LLC	03-1012 · FSB - Acct #1910		-465.00
Bill	11597	07/02/2016		03-6053 · Propane	-465.00	465.00
TOTAL					-465.00	465.00
Bill Pmt -(1436		07/13/2016	All Corners Cleaning Services	03-1012 · FSB - Acct #1910		-540.00
Bill	7142	07/01/2016		03-6081 · Cleaning Service	-324.00	324.00
				03-6081 · Cleaning Service	-216.00	216.00
TOTAL					-540.00	540.00
Bill Pmt -(1437		07/13/2016	All Star Pro Golf, Inc.	03-1012 · FSB - Acct #1910		-202.92
Bill	252870	05/13/2016		03-6160 · Inventory Purchased	-202.92	202.92
TOTAL					-202.92	202.92
Bill Pmt -(1438		07/13/2016	Ben E. Keith	03-1012 · FSB - Acct #1910		-2,195.47
Bill	74013158	06/29/2016		03-6549 · Food Exp	-651.96	714.60
Bill	74013157	06/29/2016		03-6549 · Food Exp	-191.52	191.52
Bill	72020092	07/06/2016		03-6549 · Food Exp	-1,230.15	1,230.15
Bill	98715251	07/07/2016		03-6560 · Equipment Rental	-70.00	70.00
Bill	74021869	07/08/2016		03-6549 · Food Exp	-51.84	51.84
TOTAL					-2,195.47	2,258.11
Bill Pmt -(1439		07/13/2016	Bridgestone Golf, Inc.	03-1012 · FSB - Acct #1910		-386.40
Bill	1002519040	06/07/2016		03-6160 · Inventory Purchased	-386.40	386.40
TOTAL					-386.40	386.40
Bill Pmt -(1440		07/13/2016	C & M Air Cooled Engine, Inc.	03-1012 · FSB - Acct #1910		-515.96
Bill	686658	06/10/2016		03-6329 · Equipment Maint & Repair	-255.28	255.28
Bill	687118	06/15/2016		03-6329 · Equipment Maint & Repair	-260.68	260.68
TOTAL					-515.96	515.96
Bill Pmt -(1441		07/13/2016	Cleveland Golf/SRIXON	03-1012 · FSB - Acct #1910		-344.40
Bill	4718733 SO	06/24/2016		03-6160 · Inventory Purchased	-344.40	344.40
TOTAL					-344.40	344.40
Bill Pmt -(1442		07/13/2016	James Raef / Services Inc.	03-1012 · FSB - Acct #1910		-868.25

Recreation & Country Club Division Check Detail

July 2016

Type	Num	Date	Name	Account	Paid Amount	Original Amount
Bill		07/11/2016		03-6102 · Building Repair & Maintenance	-868.25	868.25
TOTAL					<u>-868.25</u>	<u>868.25</u>
Bill Pmt -(1443		07/13/2016	Kayla Rose Moon	03-1012 · FSB - Acct #1910		-71.08
Bill	6/28-7/10	07/12/2016		03-6512 · Wages - Part Time/Seasonal	-71.08	71.08
TOTAL					<u>-71.08</u>	<u>71.08</u>
Bill Pmt -(1444		07/13/2016	LCRA	03-1012 · FSB - Acct #1910		-453.17
Bill	June 2016 Stmt	06/30/2016		03-6370 · Raw Water Purchase	-453.17	453.17
TOTAL					<u>-453.17</u>	<u>453.17</u>
Bill Pmt -(1445		07/13/2016	Picayune Area Wide Phone Br	03-1012 · FSB - Acct #1910		-76.63
Bill	July 2016	07/01/2016		03-6045 · Advertising	-76.63	76.63
TOTAL					<u>-76.63</u>	<u>76.63</u>
Bill Pmt -(1446		07/13/2016	Professional Turf Products, LI	03-1012 · FSB - Acct #1910		-696.82
Bill	1343061-00	06/30/2016		03-6329 · Equipment Maint & Repair	-696.82	696.82
TOTAL					<u>-696.82</u>	<u>696.82</u>
Bill Pmt -(1447		07/13/2016	Reynesther Cain	03-1012 · FSB - Acct #1910		-424.00
Bill	6/29-7/8	07/12/2016		03-6512 · Wages - Part Time/Seasonal	-424.00	424.00
TOTAL					<u>-424.00</u>	<u>424.00</u>
Bill Pmt -(1448		07/13/2016	Site One Landscape Supply, L	03-1012 · FSB - Acct #1910		-459.90
Bill	80972768	06/27/2016		03-6324 · Chemicals	-459.90	459.90
TOTAL					<u>-459.90</u>	<u>459.90</u>
Bill Pmt -(1449		07/13/2016	The Antigua Group, Inc.	03-1012 · FSB - Acct #1910		-1,429.02
Bill	AIN-009068	06/29/2016		03-6160 · Inventory Purchased	-1,429.02	1,429.02
TOTAL					<u>-1,429.02</u>	<u>1,429.02</u>
Bill Pmt -(1450		07/13/2016	Wilson Sporting Goods	03-1012 · FSB - Acct #1910		-323.09
Bill	4520270295	06/09/2016		03-6160 · Inventory Purchased	-323.09	323.09
TOTAL					<u>-323.09</u>	<u>323.09</u>
Bill Pmt -(1451		07/13/2016	Yolanda Porter	03-1012 · FSB - Acct #1910		-55.20
Bill	Payroll	07/13/2016		03-6512 · Wages - Part Time/Seasonal	-55.20	55.20
TOTAL					<u>-55.20</u>	<u>55.20</u>
Bill Pmt -(1452		07/21/2016	Acushnet Company	03-1012 · FSB - Acct #1910		-457.09
Bill	902847954	07/04/2016		03-6160 · Inventory Purchased	-457.09	457.09
TOTAL					<u>-457.09</u>	<u>457.09</u>

Recreation & Country Club Division Check Detail

July 2016

Type	Num	Date	Name	Account	Paid Amount	Original Amount
Bill Pmt -(1453		07/21/2016	All Corners Cleaning Services	03-1012 · FSB - Acct #1910		-470.00
Bill	7328	07/15/2016		03-6081 · Cleaning Service	-282.00	282.00
				03-6081 · Cleaning Service	-188.00	188.00
TOTAL					-470.00	470.00
Bill Pmt -(1454		07/21/2016	Ben E. Keith	03-1012 · FSB - Acct #1910		-1,036.49
Bill	74026415	07/13/2016		03-6549 · Food Exp	-812.44	812.44
				03-6552 · Other Food & Beverage Supplies	-155.01	155.01
Bill	74026416	07/13/2016		03-6550 · Beverage Expense	-30.66	30.66
				03-6552 · Other Food & Beverage Supplies	-38.38	38.38
TOTAL					-1,036.49	1,036.49
Bill Pmt -(1455		07/21/2016	Community Matters, Inc.	03-1012 · FSB - Acct #1910		-598.00
Bill	31230	06/23/2016		03-6045 · Advertising	-598.00	598.00
TOTAL					-598.00	598.00
Bill Pmt -(1456		07/21/2016	Ed's Tires	03-1012 · FSB - Acct #1910		-76.75
Bill	49688	07/06/2016		03-6329 · Equipment Maint & Repair	-76.75	76.75
TOTAL					-76.75	76.75
Bill Pmt -(1457		07/21/2016	NAPA-Third Coast Distributin	03-1012 · FSB - Acct #1910		-105.40
Bill	915773	07/13/2016		03-6329 · Equipment Maint & Repair	-105.40	105.40
TOTAL					-105.40	105.40
Bill Pmt -(1458		07/21/2016	PEC	03-1012 · FSB - Acct #1910		-2,178.68
Bill	July 2016 State	07/09/2016		03-6052 · Electric	-1,212.53	1,212.53
				03-6052 · Electric	-519.66	519.66
				03-6225 · Electric	-164.89	164.89
				03-6342 · Electric - Maintance Building	-281.60	281.60
TOTAL					-2,178.68	2,178.68
Bill Pmt -(1459		07/21/2016	Printworks of Texas, LLC	03-1012 · FSB - Acct #1910		-30.00
Bill	56832	07/01/2016		03-6045 · Advertising	-30.00	30.00
TOTAL					-30.00	30.00
Bill Pmt -(1460		07/21/2016	Republic Services #843	03-1012 · FSB - Acct #1910		-144.32
Bill	0843-0012-1817	06/30/2016		03-6346 · Sewer & Water	-144.32	144.32
TOTAL					-144.32	144.32
Bill Pmt -(1461		07/21/2016	Site One Landscape Supply, L	03-1012 · FSB - Acct #1910		-65.48
Bill	76396471	07/11/2016		03-6324 · Chemicals	-65.48	65.48
TOTAL					-65.48	65.48
Bill Pmt -(1462		07/21/2016	Triple C Feeds	03-1012 · FSB - Acct #1910		-630.90

Recreation & Country Club Division Check Detail

July 2016

Type	Num	Date	Name	Account	Paid Amount	Original Amount
Bill	376533	06/30/2016		03-6322 · Fertilizer	-630.90	630.90
TOTAL					-630.90	630.90
Bill Pmt -(1463		07/22/2016	Richard L Howell, Jr	03-1012 · FSB - Acct #1910		-1,496.00
Bill	PickleballCentra	07/22/2016		03-6430 · Maint & Repair	-540.00	540.00
				03-6160 · Inventory Purchased	-956.00	956.00
TOTAL					-1,496.00	1,496.00
Bill Pmt -(1464		07/22/2016	United States Treasury	03-1012 · FSB - Acct #1910		-8.68
Bill	Form 720	07/22/2016		03-6018 · Health Care	-8.68	8.68
TOTAL					-8.68	8.68
Bill Pmt -(1465		07/28/2016	Allie Steward	03-1012 · FSB - Acct #1910		-99.75
Bill		07/27/2016		03-6512 · Wages - Part Time/Seasonal	-99.75	99.75
TOTAL					-99.75	99.75
Bill Pmt -(1466		07/28/2016	Bridgestone Golf, Inc.	03-1012 · FSB - Acct #1910		-821.18
Bill	1002528951	07/14/2016		03-6160 · Inventory Purchased	-412.82	412.82
Bill	1002528953	07/14/2016		03-6160 · Inventory Purchased	-249.36	249.36
Bill	1002528952	07/15/2016		03-6160 · Inventory Purchased	-159.00	159.00
TOTAL					-821.18	821.18
Bill Pmt -(1467		07/28/2016	C & M Air Cooled Engine, Inc.	03-1012 · FSB - Acct #1910		-36.35
Bill	690474	07/20/2016		03-6329 · Equipment Maint & Repair	-36.35	36.35
TOTAL					-36.35	36.35
Bill Pmt -(1468		07/28/2016	City of Meadowlakes_PWD	03-1012 · FSB - Acct #1910		-648.75
Bill		07/22/2016		03-6055 · Utilities-Water & Sewer	-321.03	321.03
				03-6055 · Utilities-Water & Sewer	-214.02	214.02
				03-6346 · Sewer & Water	-68.65	68.65
				03-6346 · Sewer & Water	-45.05	45.05
TOTAL					-648.75	648.75
Bill Pmt -(1469		07/28/2016	Elizabeth Celeste Sanders	03-1012 · FSB - Acct #1910		-97.95
Bill		07/27/2016		03-6512 · Wages - Part Time/Seasonal	-97.95	97.95
TOTAL					-97.95	97.95
Bill Pmt -(1470		07/28/2016	Fox Mail	03-1012 · FSB - Acct #1910		-195.00
Bill	9999	07/15/2016		03-6045 · Advertising	-195.00	195.00
TOTAL					-195.00	195.00
Bill Pmt -(1471		07/28/2016	Void	03-1012 · FSB - Acct #1910		0.00
TOTAL					0.00	0.00

Recreation & Country Club Division Check Detail

July 2016

Type	Num	Date	Name	Account	Paid Amount	Original Amount
Bill Pmt -(1472		07/28/2016	Kali Renea Thompson	03-1012 · FSB - Acct #1910		-67.65
Bill		07/27/2016		03-6512 · Wages - Part Time/Seasonal	-67.65	67.65
TOTAL					<u>-67.65</u>	<u>67.65</u>
Bill Pmt -(1473		07/28/2016	Manuel Aguilera	03-1012 · FSB - Acct #1910		-84.00
Bill		07/27/2016		03-6512 · Wages - Part Time/Seasonal	-84.00	84.00
TOTAL					<u>-84.00</u>	<u>84.00</u>
Bill Pmt -(1474		07/28/2016	Northland Communications	03-1012 · FSB - Acct #1910		-25.97
Bill	July 2016 Stmt	07/18/2016		03-6520 · Television-Clubhouse	-25.97	25.97
TOTAL					<u>-25.97</u>	<u>25.97</u>
Bill Pmt -(1475		07/28/2016	Pinnacle Propane	03-1012 · FSB - Acct #1910		-1,658.70
Bill	04143	06/30/2016		03-6320 · Fuel & Lubricants	-654.24	654.24
Bill	05964	07/12/2016		03-6320 · Fuel & Lubricants	-1,004.46	1,004.46
TOTAL					<u>-1,658.70</u>	<u>1,658.70</u>
Bill Pmt -(1476		07/28/2016	Plant Technologies , LLC	03-1012 · FSB - Acct #1910		-645.00
Bill	1137	07/07/2016		03-6322 · Fertilizer	-645.00	645.00
TOTAL					<u>-645.00</u>	<u>645.00</u>
Bill Pmt -(1477		07/28/2016	Universal AdCom	03-1012 · FSB - Acct #1910		-400.50
Bill	593391	07/27/2016		03-6045 · Advertising	-400.50	400.50
TOTAL					<u>-400.50</u>	<u>400.50</u>
Total July 2016 Recreation Fund Disbursements						42,498.60

Payroll -June 16

Semi-Weekly Payroll Ending July 8, 2016

Fund	Total Payroll	Retirement Expense	FICA Expense	Total Expense
General Fund	\$ 5,815.00	\$ 78.11	\$ 444.85	\$ 6,337.96
Utility Fund	\$ 12,682.22	\$ 183.89	\$ 970.19	\$ 13,836.30
Recreation Fund	\$ 17,538.95	\$ 187.94	\$ 1,341.73	\$ 19,068.62
Total Payroll Expense				\$ 39,242.88

Semi-Weekly Payroll Ending July 22, 2016

General Fund	\$ 6,387.00	\$ 86.41	\$ 488.61	\$ 6,962.02
Utility Fund	\$ 12,741.34	\$ 184.75	\$ 974.71	\$ 13,900.80
Recreation Fund	\$ 16,466.09	\$ 175.90	\$ 1,259.66	\$ 17,901.65
Total Payroll Expense				\$ 38,764.47

Monthly Payroll ending July 27, 2016 - Officers

General Fund	\$ 1,376.00	\$ -	\$ 105.26	\$ 1,481.26
Total Payroll Expense				\$ 1,481.26

Monthly Totals

General Fund	\$ 13,578.00	\$ 164.52	\$ 1,038.72	
Utility Fund	\$ 25,423.56	\$ 368.64	\$ 1,944.90	
Recreation Fund	\$ 34,005.04	\$ 363.84	\$ 2,601.39	
Total	\$ 73,006.60	\$ 897.00	\$ 5,585.01	