

City of Meadowlakes

June 2016 Financial Statements

City of Meadowlakes
Combined Balance Sheet
as of June 30, 2016

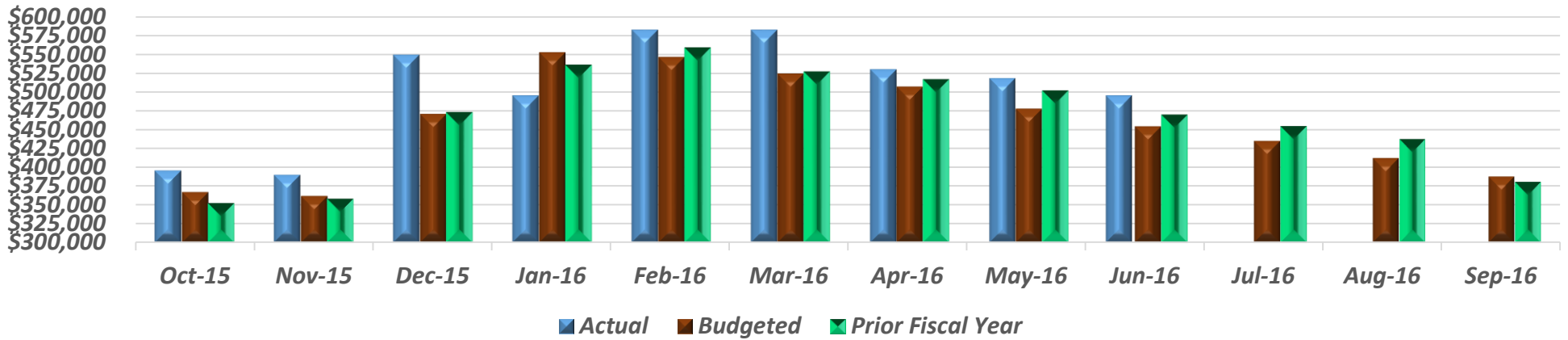
	General Fund	Utility Fund	Debt Service Fund	Recreation Fund*	Total Memorandum Only
<u>ASSETS</u>					
<u>Current Assets</u>					
Cash	\$254,407	\$180,927	\$397,008	\$16,140	\$848,482
Restricted	\$0	\$16,608	\$0	\$0	\$16,608
Invested Funds	\$241,008	\$251,108	\$0	\$0	\$492,116
Total Cash	\$495,416	\$448,643	\$397,008	\$16,140	\$1,357,206
<u>Accounts Receivable</u>					
Long Term Receivables	\$0	\$0	\$141,120	\$0	\$141,120
Current Receivables & Prepaid	\$14,944	\$100,483	\$9,044	\$18,783	\$143,254
Totals Receivables	\$14,394	\$100,483	\$150,164	\$18,783	\$283,824
<u>Inventory</u>	\$0	\$76,490	\$0	\$34,595	\$111,085
<u>Net Pension Assets</u>	\$0	\$37,609	\$0	\$0	\$0
<u>Total Current Assets</u>	\$509,809	\$663,225	\$547,172	\$69,518	\$1,789,725
<u>Fixed Assets</u>	\$0	\$3,740,332	\$0	\$153,388	\$3,893,720
<u>Deferred Outflow Employee Pension</u>	\$0	\$5,952	\$0	\$0	\$0
TOTAL ASSETS	\$509,809	\$4,409,509	\$547,172	\$222,906	\$5,689,397

City of Meadowlakes
Combined Balance Sheet
as of June 30, 2016

	General Fund	Utility Fund	Debt Service Fund	Recreation Fund*	Total Memorandum Only
<u>LIABILITIES & EQUITY</u>					
<u>Current Liabilities</u>					
Accounts Payable	\$5,708	\$12,898	\$0	\$33,952	\$52,558
Service/Deposits Payable	\$22,414	\$87,402	\$0	\$0	\$109,816
Current Portion Loan Payable	\$0	\$42,276	\$0	\$0	\$42,276
Restricted Funds	\$19,502	\$17,127	\$0	\$0	\$36,629
Accrued Employee Vacation	\$0	\$11,183	\$0	\$0	\$11,183
Other Liabilities	\$11,647		\$8,956	-\$2,964	\$17,639
Prior Year Adjustments	\$0	\$322,640	\$0	\$0	\$322,640
Total Current Liabilities	\$59,271	\$493,526	\$8,956	\$30,988	\$592,741
<u>Long Term Liabilities</u>					
Net Pension Liability	\$0	\$0	\$0	\$0	\$0
Deferred Inflow Employee Pension		\$14,481	\$0	\$0	\$0
Long Term Debt	\$0	\$55,268	\$0	\$288,770	\$344,038
Total Long Term Liabilities	\$0	\$69,749	\$0	\$288,770	\$358,519
<u>Total Liabilities</u>	\$59,271	\$563,275	\$8,956	\$319,758	\$951,260
<u>Equity</u>					
Retained Earnings	\$282,516	\$323,304	\$0	\$35,052	\$640,872
Fund Balance	\$83,493	\$184,965	\$154,965	\$0	\$423,423
Reserved for Inventories	\$0	\$21,711	\$0	\$0	\$21,711
Fixed Assets	\$0	\$3,316,343	\$0	\$76,084	\$3,392,427
Other Funds	\$0	\$0	\$0	\$33,375	\$33,375
Net Income	\$84,528	-\$15,179	\$383,252	-\$241,363	\$211,238
<u>Total Equity</u>	\$450,537	\$3,831,144	\$538,217	-\$96,852	\$4,723,046
TOTAL LIABILITIES & EQUITY	\$509,808	\$4,394,419	\$547,173	\$222,906	\$5,674,306

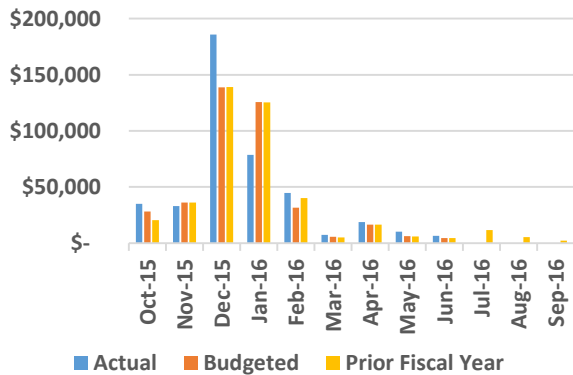
(Note: Difference in assets vs liabilities due to rounding.)

General Fund Cash Flow

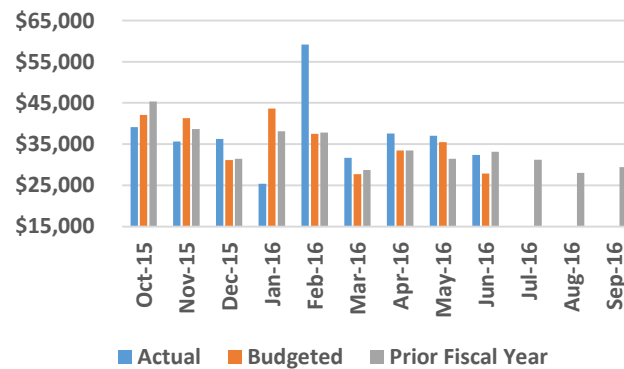


	Oct-15	Nov-15	Dec-15	Jan-16	Feb-16	Mar-16	Apr-16	May-16	Jun-16	Jul-16	Aug-16	Sep-16
Beginning Cash	\$380,746	\$395,687	\$389,821	\$ 548,899	\$593,404	\$581,968	\$555,419	\$529,577	\$518,036			
Cash Inflow	\$57,433	\$33,070	\$193,184	\$ 78,628	\$47,704	\$7,903	\$22,721	\$24,376	\$8,114			
Cash Outflow	\$42,492	\$38,936	\$34,106	\$ 34,123	\$59,140	\$34,452	\$48,563	\$35,917	\$30,734			
Ending Cash	\$395,687	\$389,821	\$548,899	\$593,404	\$581,968	\$555,419	\$529,577	\$518,036	\$495,416			
Increase/(Decrease) in Cash Since 1st of FY	\$ 14,941	\$ 9,075	\$ 168,153	\$ 212,658	\$ 201,222	\$ 174,673	\$ 148,831	\$ 137,290	\$ 114,670	\$ -	\$ -	\$ -

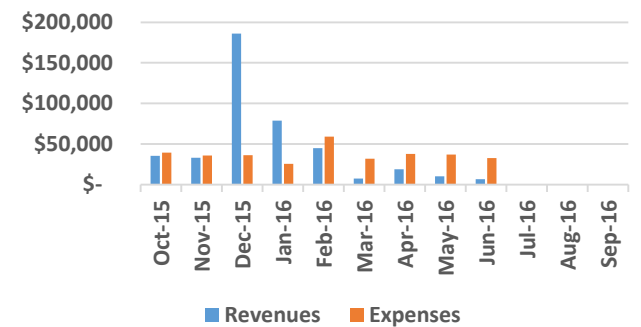
General Fund Income



General Fund Expenses



General Fund Revenues vs Expenses



**City of Meadowlakes
Profit & Loss Budget vs. Actual
General Fund**

June 2016

	Jun-16	Budgeted June 16	Year-to-date	Budget Year- to-date
Ordinary Income/Expense				
Income				
05-4120 · Ad Valorem Tax	\$5,108	\$3,480	\$345,643	\$341,040
05-4121 · Franchise Fees	\$0	\$0	\$66,021	\$42,225
05-4180 · Liquor Tax	\$0	\$0	\$925	\$900
05-4200 · City Bldg. Permits	\$530	\$350	\$4,555	\$3,750
05-4300 · Judicial	\$272	\$315	\$1,712	\$2,275
Total 05-4600 · Miscellaneous	<u>\$453</u>	<u>\$275</u>	<u>\$2,068</u>	<u>\$2,155</u>
 Total Income	 \$6,363	 \$4,420	 \$420,924	 \$392,345
 Expense				
5001 · Employee Expenses	\$15,524	\$16,033	\$159,009	\$166,448
5010 · Administrative Expenses	\$6,344	\$1,441	\$44,753	\$40,392
5020 · Insurance Expense	\$0	\$0	\$4,985	\$5,925
5030 · Judicial Expense	\$500	\$442	\$7,390	\$8,624
5040 · Building and Facility Operation	\$650	\$882	\$5,436	\$8,946
6010 · Ordinance Enforcement	\$1,045	\$1,314	\$10,368	\$12,008
6020 · Animal Control	\$767	\$757	\$6,231	\$7,138
6030 · Traffic Control	\$1,651	\$1,121	\$14,248	\$11,664
6050 · Contract Emergency Service	\$5,886	\$5,895	\$52,976	\$58,055
05-8500 · Transfers Out	\$0	\$0	\$1,000	\$1,000
05-8700 · Capital Expenditure over \$5,000	\$0	\$0	\$30,000	\$0
 Total Expense	 \$32,367	 \$27,885	 \$336,396	 \$320,200
 Net Profit	 -\$26,004	 -\$23,465	 \$84,528	 \$72,145

**City of Meadowlakes
Profit & Loss Budget vs. Actual
General Fund**

June 2016

	Jun-16	Budgeted June 16	Year-to-date	Budget Year- to-date
Income				
05-4120 · Ad Valorem Tax	\$5,108	\$3,480	\$345,643	\$341,040
05-4121 · Franchise Fees				
05-4140 · PEC Franchise Tax	\$0	\$0	\$27,323	\$30,000
05-4160 · Cable Franchise Tax	\$0	\$0	\$34,505	\$8,500
05-4170 · Telephone Franchise Tax	\$0	\$0	\$4,193	\$3,725
05-4121 · Franchise Fees - Other	\$0	\$0	\$0	\$0
Total 05-4121 · Franchise Fees	\$0	\$0	\$66,021	\$42,225
05-4180 · Liquor Tax	\$0	\$0	\$925	\$900
05-4200 · City Bldg. Permits				
05-4220 · Home Permits	\$200	\$100	\$2,450	\$1,200
05-4240 · Remodeling Permits	\$200	\$100	\$450	\$1,100
05-4260 · Fence & Decks Permits	\$50	\$100	\$995	\$1,100
05-4290 · Misc. Bldg. Revenue	\$80	\$50	\$660	\$350
Total 05-4200 · City Bldg. Permits	\$530	\$350	\$4,555	\$3,750
05-4300 · Judicial				
05-4320 · Court Costs	\$0	\$0	\$0	
05-4340 · Court Fines	\$272	\$300	\$1,712	\$2,100
05-4380 · Administrative Fee	\$0	\$15	\$0	\$175
Total 05-4300 · Judicial	\$272	\$315	\$1,712	\$2,275
05-4460 · Interest - Investments	\$0	\$0	\$2	\$0
05-4620 · Pet Registration Fee	\$395	\$250	\$1,474	\$1,900
05-4630 · Miscellaneous	\$58	\$25	\$592	\$255
Total 05-4600 · Miscellaneous	\$453	\$275	\$2,068	\$2,155
Total Income	\$6,363	\$4,420	\$420,924	\$392,345
Gross Profit	\$6,363	\$4,420	\$420,924	\$392,345
Expense				
5000 · Administrative Expenses				
5001 · Employee Expenses				
05-6000 · Employee Expenditures				
05-6010 · Salary - Exempt	\$7,285	\$7,285	\$76,849	\$76,850
05-6015 · Salary - Non-exempt Employ	\$5,301	\$5,462	\$51,488	\$54,614
05-6025 · FICA/Medicare	\$963	\$1,000	\$10,029	\$10,700
05-6027 · Longevity Pay	\$0	\$0	\$2,215	\$3,000
05-6030 · Reserve - Payroll	\$0	\$0	\$0	\$0
05-6040 · Retirement	\$183	\$360	\$1,965	\$2,600
05-6045 · Health Insurance	\$1,793	\$1,743	\$14,205	\$15,687
05-6046 · Disability	\$0	\$0	\$0	\$0

**City of Meadowlakes
Profit & Loss Budget vs. Actual
General Fund**

June 2016

	Jun-16	Budgeted June 16	Year-to-date	Budget Year- to-date
05-6070 - Unemployment Reserve Exp.	\$0	\$0	\$1,000	\$1,000
05-6071 - Training & Travel	\$0	\$100	\$454	\$750
05-6072 - Dues and Memberships	\$0	\$0	\$0	\$500
05-6075 - Miscellaneous	\$0	\$83	\$804	\$747
Total 05-6000 - Employee Expenditures	\$15,524	\$16,033	\$159,009	\$166,448
Total 5001 - Employee Expenses	\$15,524	\$16,033	\$159,009	\$166,448
5010 - Administrative Expenses				
05-5000 - Property Tax Collection Expense				
05-5020 - Quarterly Expense	\$0	\$0	\$8,719	\$9,000
05-5040 - Collection Expense	\$0	\$125	\$0	\$750
05-5000 - Property Tax Collection Expense -	\$0	\$0	\$0	\$0
Total 05-5000 - Property Tax Collection Expense	\$0	\$125	\$8,719	\$9,750
05-5100 - City Building Committee				
05-5100 - City Building Committee - Other	\$0	\$40	\$135	\$280
Total 05-5100 - City Building Committee	\$0	\$40	\$135	\$280
05-5500 - Flood Plain/Emergency Mgt.	\$0	\$0	\$500	\$900
05-6100 - Professional Services				
05-6110 - City Attorney-General	\$15	\$250	\$600	\$2,250
05-6305 - Audit	\$0	\$0	\$4,500	\$4,000
05-6310 - Election	\$0	\$0	\$75	\$750
05-6366 - Codification	\$0	\$0	\$0	\$3,750
Total 05-6100 - Professional Services	\$15	\$250	\$5,175	\$10,750
05-6320 - Office Expense/Supplies	\$408	\$291	\$2,621	\$2,619
05-6325 - Lease-Copier	\$246	\$320	\$2,410	\$2,840
05-6326 - Office Equipment Repair & Main	\$0	\$50	\$7,558	\$350
05-6327 - Cap Exp Under \$5000	\$4,453	\$0	\$9,398	\$7,500
05-6330 - Postage	\$232	\$145	\$378	\$1,315
05-6340 - Memberships-Variou	\$0	\$0	\$735	\$600
05-6350 - Telephone	\$170	\$54	\$691	\$486
05-6355 - Miscellaneous	\$819	\$166	\$4,498	\$1,502
05-6365 - Website Hosting & Upgrade	\$0	\$0	\$1,935	\$1,500
Total 5010 - Administrative Expenses	\$6,344	\$1,441	\$44,753	\$40,392
5020 - Insurance Expense				
05-6050 - Insurance - Worker's Comp	\$0	\$0	\$697	\$1,200
05-6210 - Liability	\$0	\$0	\$949	\$1,000
05-6220 - Crime	\$0	\$0	\$319	\$525
05-6230 - Errors & Omissions	\$0	\$0	\$3,020	\$3,200
Total 5020 - Insurance Expense	\$0	\$0	\$4,985	\$5,925

**City of Meadowlakes
Profit & Loss Budget vs. Actual
General Fund**

June 2016

	Jun-16	Budgeted June 16	Year-to-date	Budget Year- to-date
5030 · Judicial Expense				
05-5705 · Education	\$0	\$0	\$200	\$500
05-5710 · Membership	\$0	\$0	\$40	\$250
05-5720-Prosecuting Attorney	\$300	\$200	\$1,800	\$1,700
05-5725 · Court Software	\$0	\$0	\$3,500	\$4,000
05-5727 · Office Lease - Judge	\$200	\$200	\$1,800	\$1,800
05-5730 · Administrative Expense	\$0	\$42	\$50	\$374
Total 5030 · Judicial Expense	\$500	\$442	\$7,390	\$8,624
5040 · Building and Facility Operation				
05-6360 · Office Maintenance-Cleaning	\$260	\$300	\$2,080	\$2,700
05-6410 · Maintenance & Repair	\$119	\$291	\$423	\$2,619
05-6420 · Electric Service	\$271	\$291	\$2,067	\$2,627
05-6430 · Ins-Real Estate & Pers Prop	\$0	\$0	\$866	\$1,000
Total 5040 · Building and Facility Operation	\$650	\$882	\$5,436	\$8,946
Total 5000 · Administrative Expenses	\$23,018	\$18,798	\$221,573	\$230,335
6000 · Public Safety				
6010 · Ordinance Enforcement				
05-5225 · Ordinance Employee	\$856	\$1,040	\$8,548	\$9,380
05-5226 · Ordinance FICA/Med	\$66	\$83	\$588	\$751
05-5228 · Insurance - Worker's Comp	\$0	\$0	\$60	\$150
05-5230 · Ordinance Misc. Exp.	\$20	\$0	\$237	\$0
05-5274 · Mileage	\$68	\$133	\$583	\$1,201
05-5277 · Insurance - Auto Liability	\$0	\$0	\$283	\$0
05-5280 · Supplies/Miscellaneous	\$36	\$58	\$69	\$526
Total 6010 · Ordinance Enforcement	\$1,045	\$1,314	\$10,368	\$12,008
6020 · Animal Control				
05-5320 · Contract Agreement	\$633	\$633	\$5,700	\$5,697
05-5340 · Ins-Worker's Comp	\$0	\$0	\$315	\$325
05-5360 · Pet Holding Fee/Rabies	\$47	\$62	\$34	\$558
05-5380 · Supplies/Miscellaneous	\$87	\$62	\$182	\$558
Total 6020 · Animal Control	\$767	\$757	\$6,231	\$7,138
6030 · Traffic Control				
05-5610 · Salary & Wages	\$1,534	\$1,038	\$12,070	\$9,342
05-5615 · FICA/Med	\$117	\$83	\$947	\$747
05-5620 · Ins-Worker's Comp	\$0	\$0	\$391	\$575
05-5630 · Ins-Law Enf Liability	\$0	\$0	\$765	\$800
05-5650 · Misc. Traffic Control Exp.	\$0	\$0	\$75	\$200
Total 6030 · Traffic Control	\$1,651	\$1,121	\$14,248	\$11,664

**City of Meadowlakes
Profit & Loss Budget vs. Actual
General Fund**

June 2016	Jun-16	Budgeted June 16	Year-to-date	Budget Year- to-date
6050 · Contract Emergency Service				
05-6610 · Marble Falls EMS	\$2,792	\$2,791	\$25,125	\$25,119
05-6620 · Marble Falls Fire	\$3,094	\$3,104	\$27,851	\$32,936
Total 6050 · Contract Emergency Service	<u>\$5,886</u>	<u>\$5,895</u>	<u>\$52,976</u>	<u>\$58,055</u>
Total 6000 · Public Safety	<u>\$9,350</u>	<u>\$9,087</u>	<u>\$83,823</u>	<u>\$88,865</u>
Total Expense	<u>\$32,367</u>	<u>\$27,885</u>	<u>\$305,396</u>	<u>\$319,200</u>
Net Ordinary Income	-\$26,004	-\$23,465	\$115,528	\$73,145
Other Income/Expense				
Other Expense				
7000 · Non-Operating Expense				
05-8500 · Transfers Out				
05-8501 · Transfer to PWD Fund	\$0	\$0	\$500	\$500
05-8502 · Transfer to RCC Fund	\$0	\$0	\$500	\$500
05-8520 · Contingency Fund Exp.	\$0	\$0	\$0	\$0
Total 05-8500 · Transfers Out	<u>\$0</u>	<u>\$0</u>	<u>\$1,000</u>	<u>\$1,000</u>
05-8700 · Capital Expenditure over \$5,000	<u>\$0</u>	<u>\$0</u>	<u>\$30,000</u>	<u>\$0</u>
Total 7000 · Non-Operating Expense	<u>\$0</u>	<u>\$0</u>	<u>\$31,000</u>	<u>\$1,000</u>
Total Other Expense	<u>\$0</u>	<u>\$0</u>	<u>\$31,000</u>	<u>\$1,000</u>
Net Other Income	<u>\$0</u>	<u>\$0</u>	<u>-\$31,000</u>	<u>-\$1,000</u>
Net Income	<u><u>-\$26,004</u></u>	<u><u>-\$23,465</u></u>	<u><u>\$84,528</u></u>	<u><u>\$72,145</u></u>

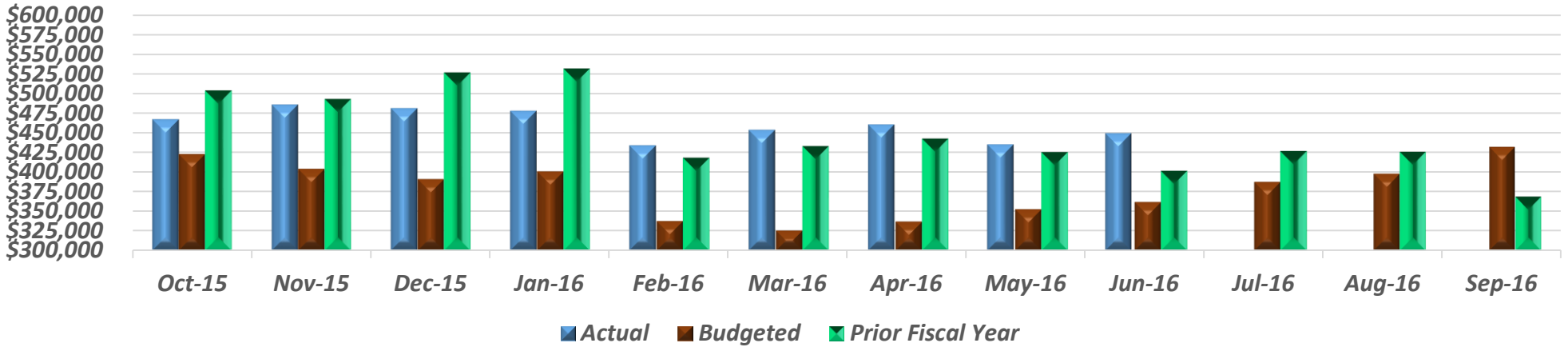
City of Meadowlakes
Check Detail
June 2016

Type	Num	Date	Name	Account	Paid Amount	Original Amount
Ck.	EFT	06/01/2016	Galaway, Robbie	05-1035 · First State Bk.		-633.33
				05-5320 · Contract Agreement	-633.33	633.33
TOTAL					-633.33	633.33
Ck.	EFT	06/01/2016	Marble Falls Area VFD	05-1035 · First State Bk.		-3,094.58
				05-6620 · Marble Falls Fire	-3,094.58	3,094.58
TOTAL					-3,094.58	3,094.58
Ck.	EFT	06/01/2016	Marble Falls Area EMS Inc	05-1035 · First State Bk.		-2,791.67
				05-6610 · Marble Falls EMS	-2,791.67	2,791.67
TOTAL					-2,791.67	2,791.67
Ck.	EFT	06/01/2016	Adams, Don	05-1035 · First State Bk.		-200.00
				05-5727 · Office Lease - Judge	-200.00	200.00
TOTAL					-200.00	200.00
Ck.	Online Bill	06/27/2016	Katherine McAnally	05-1035 · First State Bk.		-300.00
				05-5720 · Prosecuting Attorney	-300.00	300.00
TOTAL					-300.00	300.00
Bill Pmt -Ck.	15206	06/03/2016	Burnet Central Appraisal	05-1035 · First State Bk.		-2,906.32
Bill	3rd qtr-July 201	05/18/2016		05-5020 · Quarterly Expense	-2,906.32	2,906.32
TOTAL					-2,906.32	2,906.32
Bill Pmt -Ck.	15207	06/03/2016	Pedernales Electric Coop	05-1035 · First State Bk.		-209.70
Bill	May 2016	05/25/2016		05-6420 · Electric Service	-209.70	209.70
TOTAL					-209.70	209.70
Bill Pmt -Ck.	15208	06/03/2016	Preston, Pat	05-1035 · First State Bk.		-36.18
Bill	May 2016 travel	05/30/2016		05-5274 · Mileage	-36.18	36.18
TOTAL					-36.18	36.18
Bill Pmt -Ck.	15209	06/03/2016	Spotless Cleaning	05-1035 · First State Bk.		-260.00
Bill	2157	05/18/2016		05-6360 · Office Maintenance-Cleaning	-260.00	260.00
TOTAL					-260.00	260.00
Bill Pmt -Ck.	15210	06/03/2016	Xerox Corporation	05-1035 · First State Bk.		-309.02
Bill	084796670	06/01/2016		05-6320 · Office Expense/Supplies	-63.37	63.37
TOTAL					-63.37	63.37

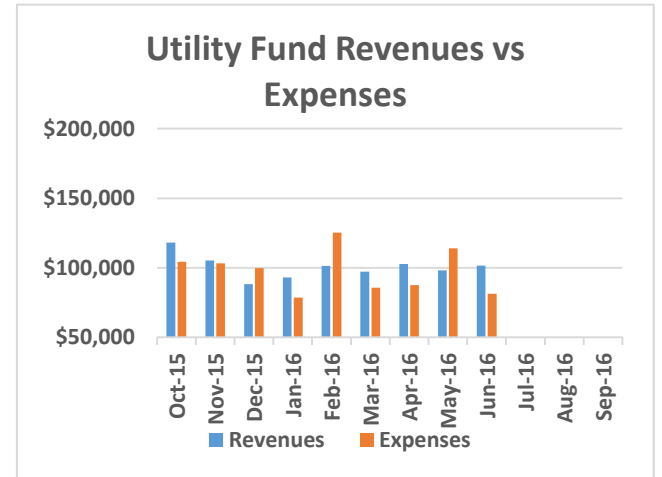
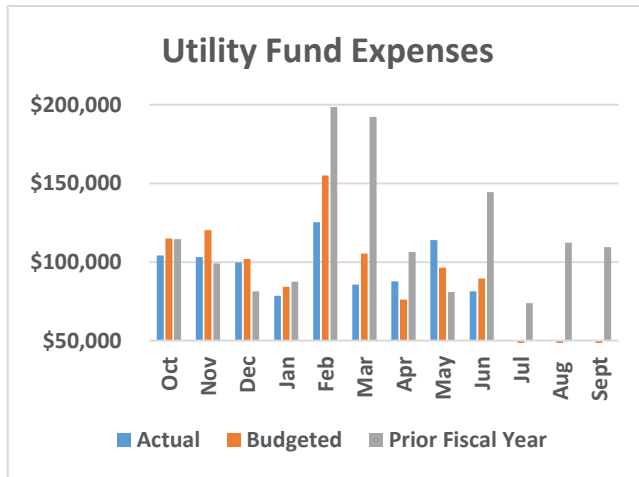
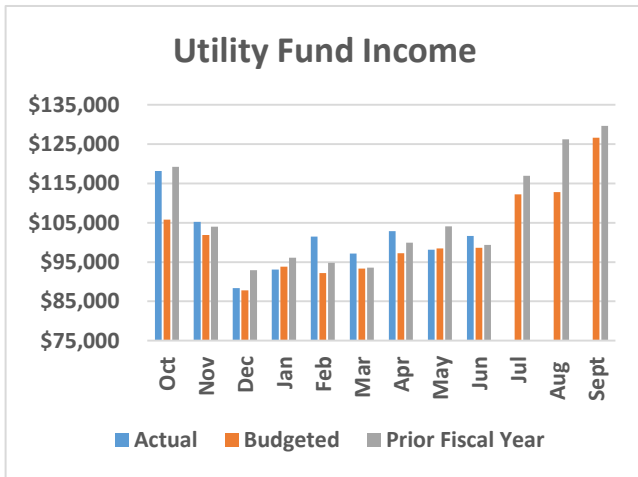
City of Meadowlakes
Check Detail
June 2016

Type	Num	Date	Name	Account	Paid Amount	Original Amount
Bill Pmt -Ck.	15211	06/16/2016	Burnet Vet Clinic Inc	05-1035 · First State Bk.		-47.00
Bill	44624	06/10/2016		05-5360 · Pet Holding Fee/Rabies	-47.00	47.00
TOTAL					-47.00	47.00
Bill Pmt -Ck.	15212	06/16/2016	City of Meadowlakes PWD	05-1035 · First State Bk.		-878.41
Bill	May 16 Due PW	06/10/2016		05-6410 · Maintenance & Repair	-118.52	118.52
				05-6355 · Miscellaneous	-427.97	427.97
				05-5380 · Supplies/Miscellaneous	-52.79	52.79
				05-5274 · Mileage	-48.90	48.90
				05-6320 · Office Expense/Supplies	-172.36	172.36
				05-6330 · Postage	-20.22	20.22
				05-6350 · Telephone	-17.21	17.21
				05-5230 · Ordinance Misc. Exp.	-20.44	20.44
TOTAL					-878.41	878.41
Bill Pmt -Ck.	15213	06/16/2016	Great Southern Life Ins.	05-1035 · First State Bk.		-105.74
Bill	Policy #1673489	06/10/2016		05-6045 · Health Insurance	-105.74	105.74
Bill Pmt -Ck.	15214	06/16/2016	James R. Woods	05-1035 · First State Bk.		-500.00
Bill	deposit refund	06/15/2016		05-2320 · Deposits-Clean-up	-500.00	500.00
TOTAL					-500.00	500.00
Bill Pmt -Ck.	15215	06/23/2016	Marble Falls Area EMS Inc	05-1035 · First State Bk.		-564.89
Bill		06/22/2016		05-2151 · Security Fund	-564.89	564.89
TOTAL					-564.89	564.89
Bill Pmt -Ck.	15216	06/23/2016	Knight & Partners	05-1035 · First State Bk.		-15.00
Bill	May 2016 Stmt	06/01/2016		05-6110 · City Attorney-General	-15.00	15.00
TOTAL					-15.00	15.00
Bill Pmt -Ck.	15217	06/23/2016	Condor Document Service	05-1035 · First State Bk.		-32.00
Bill	CML61716	06/19/2016		05-6320 · Office Expense/Supplies	-32.00	32.00
TOTAL					-32.00	32.00
Bill Pmt -Ck.	15218	06/30/2016	ATS	05-1035 · First State Bk.		-148.50
Bill		06/30/2016		05-2340 · Inspection Fees	-148.50	148.50
TOTAL					-148.50	148.50
Bill Pmt -Ck.	15219	06/30/2016	Spotless Cleaning	05-1035 · First State Bk.		-260.00
Bill	23190	06/30/2016		05-6360 · Office Maintenance-Cleaning	-260.00	260.00
TOTAL					-260.00	260.00
Total June 2016 General Fund Disbursements						12,695.30

Utility Fund Cash Flow



	Oct-15	Nov-15	Dec-15	Jan-16	Feb-16	Mar-16	Apr-16	May-16	Jun-16	Jul-16	Aug-16	Sep-16
Beginning Cash	\$431,518	\$466,252	\$484,900	\$480,133	\$477,167	\$433,122	\$452,762	\$459,777	\$434,511			
Cash Inflow	\$181,543	\$148,719	\$103,668	\$99,496	\$91,738	\$115,819	\$110,069	\$94,727	\$105,525			
Cash Outflow	\$146,809	\$130,071	\$108,435	\$102,462	\$135,783	\$96,179	\$103,054	\$119,993	\$91,392			
Ending Cash	\$466,252	\$484,900	\$480,133	\$477,167	\$433,122	\$452,762	\$459,777	\$434,511	\$448,644			
Increase/(Decrease) in Cash Since First of FY	\$ 34,734	\$ 53,382	\$ 48,615	\$ 45,649	\$ 1,604	\$ 21,244	\$ 28,259	\$ 2,993	\$ 17,126	\$ -	\$ -	\$ -



City of Meadowlakes-Utility Fund Profit & Loss Budget vs. Actual

June 2016	June 16	Budget Jun 16	Year to Date	Budget Year to Date
<u>Income</u>				
5010 · Water Revenue	\$ 32,660	\$ 29,873	\$ 290,859	\$ 262,485
5020 · Sewer Revenues	\$ 42,594	\$ 42,075	\$ 381,499	\$ 378,526
5030 · Garbage Revenue	\$ 16,819	\$ 16,645	\$ 152,026	\$ 149,805
5110 · Contract Services	\$ 7,083	\$ 7,084	\$ 63,750	\$ 63,750
5120 · Water Connect Fee Revenue	\$ 825	\$ 875	\$ 4,950	\$ 2,625
5130 · Sewer Connect Fee Revenue	\$ 725	\$ 725	\$ 4,350	\$ 2,175
5140 · Transfer Fee	\$ 325	\$ 300	\$ 1,850	\$ 2,050
5150 · Penalty & Interest Earned	\$ 603	\$ 673	\$ 6,108	\$ 5,693
5170 · Miscellaneous Revenues	\$ 9	\$ 350	\$ 302	\$ 3,025
5181 · Non-Rev-Xfer In-General Fund	\$ -	\$ -	\$ 500	\$ -
5200 · Interest earned on Investments	\$ 1	\$ -	\$ 10	\$ -
Total Income	\$ 101,643	\$ 98,600	\$ 906,205	\$ 870,134
Gross Profit	\$ 101,643	\$ 98,600	\$ 906,205	\$ 870,134
<u>Expense</u>				
Total 6100 · Employee Expenses	\$ 30,893	\$ 35,247	\$ 335,935	\$ 355,460
Total 6200 · Administrative Expenses	\$ 1,795	\$ 2,215	\$ 44,211	\$ 44,095
6300 · Operating Expenses				
Total 6301 · Water Treatment Operational	\$ 4,061	\$ 10,750	\$ 97,293	\$ 95,375
Total 6302 · Wastewater Operational Exp	\$ 4,822	\$ 5,910	\$ 61,617	\$ 64,680
Total 6303 · Other Operational Expenses	\$ 9,742	\$ 5,241	\$ 61,514	\$ 86,277
Total 6500 · Solid Waste Collection' Exp	\$ 15,028	\$ 14,917	\$ 120,747	\$ 134,249
Total Operating Expense	\$ 33,653	\$ 36,818	\$ 341,171	\$ 380,581
Total 8200 · Transfer to Other Funds	\$ 15,166	\$ 15,166	\$ 136,500	\$ 136,502
Total 9140 · 2013 I&S Expenses	\$ -	\$ -	\$ 48,491	\$ 23,489
Total Expenses	\$ 81,507	\$ 89,446	\$ 906,308	\$ 940,127
Net Income	\$ 20,136	\$ 9,154	\$ (103)	\$ (69,993)

City of Meadowlakes-Utility Fund Profit & Loss Budget vs. Actual

June 2016

	June 16	Budget Jun 16	Year to Date	Budget Year to Date
<u>Expense</u>				
6100 · Employee Expenses				
6110 · Salaries & Wages				
6410 · Salaries Exempt Employees	\$ 5,777	\$ 5,298	\$ 51,016	\$ 52,976
6415 · Salaries & Wages-Non-Exempt	\$ 20,944	\$ 20,075	\$ 195,295	\$ 200,775
6416 · Overtime & Standby Pay	\$ 964	\$ 2,000	\$ 10,577	\$ 9,475
6417 · Longevity Pay-Exempt/Non-Exempt	\$ -	\$ -	\$ 4,653	\$ 6,400
Total 6110 · Salaries & Wages	\$ 27,685	\$ 27,373	\$ 261,541	\$ 269,626
6111 · Other Employee Expenses				
6116 · Unemployment Expense	\$ -	\$ -	\$ 1,750	\$ 1,750
6120 · FICA Expense	\$ 2,118	\$ 2,000	\$ 20,008	\$ 20,660
6140 · Worker's Compensation Insurance	\$ -	\$ -	\$ 8,474	\$ 10,000
6150 · Employee Insurance Expenses	\$ 170	\$ 4,833	\$ 32,142	\$ 43,497
6160 · Employee Retirement Expense	\$ 401	\$ 500	\$ 3,941	\$ 5,000
6170 · Employee Uniform Expense	\$ 369	\$ 291	\$ 3,449	\$ 2,627
6180 · Employee Training & Travel Exp	\$ 150	\$ 250	\$ 4,405	\$ 2,300
6560 · Miscellaneous Employee Expenses	\$ -	\$ -	\$ 225	\$ -
Total 6111 · Other Employee Expenses	\$ 3,208	\$ 7,874	\$ 74,394	\$ 85,834
Total 6100 · Employee Expenses	\$ 30,893	\$ 35,247	\$ 335,935	\$ 355,460
6200 · Administrative Expenses				
6210 · Auditing Expense	\$ -	\$ -	\$ 5,500	\$ 5,500
6225 · Misc. Dues & Fees				
6226 · TECQ Fees	\$ -	\$ -	\$ 3,374	\$ 3,500
6227 · Other Misc. Dues & Fees	\$ -	\$ 150	\$ 425	\$ 1,550
Total 6225 · Misc. Dues & Fees	\$ -	\$ 150	\$ 3,799	\$ 5,050
6235 · Computer/Office Equip R&M	\$ 543	\$ 250	\$ 3,529	\$ 1,700
6240 · Software Update	\$ -	\$ 100	\$ 3,219	\$ 2,500
6250 · Office Supplies	\$ 747	\$ 400	\$ 2,835	\$ 3,000
6255 · Postage Expense	\$ 94	\$ 750	\$ 2,885	\$ 3,750
6260 · Telephone Expense	\$ 246	\$ 485	\$ 3,802	\$ 4,345
6270 · Insurance - GL & Property	\$ -	\$ -	\$ 16,716	\$ 16,500
6280 · Bad Debts	\$ -	\$ -	\$ -	\$ 1,000
6282 · Administrative-Miscellaneous	\$ 165	\$ 80	\$ 1,926	\$ 750
Total 6200 · Administrative Expenses	\$ 1,795	\$ 2,215	\$ 44,211	\$ 44,095
6300 · Operating Expenses				
6301 · Water Treatment Operational Exp				
6305 · Water Treatment Electrical	\$ 2,242	\$ 2,500	\$ 20,138	\$ 22,000
6310 · Heating Fuel-WTP	\$ -	\$ -	\$ 102	\$ 1,500
6314 · R&M-Plant & Pump Station	\$ 978	\$ 2,500	\$ 14,439	\$ 10,000

City of Meadowlakes-Utility Fund Profit & Loss Budget vs. Actual

June 2016

	June 16	Budget Jun 16	Year to Date	Budget Year to Date
6316 · WTP Chemical Expense	\$ 1,291	\$ 5,000	\$ 14,832	\$ 14,125
6320 · Water Outside Testing Expense	\$ 401	\$ 250	\$ 2,994	\$ 2,250
6328 · Distribution Repair & Maint.	\$ 107	\$ 500	\$ 4,659	\$ 4,000
6355 · Meter Purchased	\$ -	\$ -	\$ 40,052	\$ 40,000
6360 · Tap Materials-Water	\$ (958)	\$ -	\$ 77	\$ 1,500
Total 6301 · Water Treatment Operational Exp	\$ 4,061	\$ 10,750	\$ 97,293	\$ 95,375
6302 · Wastewater Operational Expenses				
6304 · Wastewater Electrical	\$ 2,346	\$ 2,580	\$ 19,406	\$ 23,220
6311 · Propane-Wastewater	\$ -	\$ -	\$ 232	\$ 1,500
6317 · WWTP Chemicals	\$ 56	\$ 350	\$ 5,113	\$ 4,100
6318 · Outside Testing Wastewater	\$ 112	\$ 230	\$ 2,472	\$ 2,060
6321 · Collection System R&M				
63212 · Lift Station Repairs	\$ -	\$ -	\$ 8,660	\$ 5,000
6321 · Collection System R&M - Other	\$ -	\$ 250	\$ 2,283	\$ 1,300
Total 6321 · Collection System R&M	\$ -	\$ 250	\$ 10,943	\$ 6,300
6322 · Irrigation Maintenance Expense	\$ -	\$ -		\$ -
6324 · Irrigation Electric Subsidy	\$ 799	\$ -	\$ 7,053	\$ 7,500
6327 · WWTP Repair & Maintenance	\$ 1,509	\$ 2,500	\$ 16,398	\$ 20,000
Total 6302 · Wastewater Operational Expenses	\$ 4,822	\$ 5,910	\$ 61,617	\$ 64,680
6303 · Other Operational Expenses				
63031 · Repair & Maintenance-Other				
6329 · R&M-Building/Misc.	\$ 245	\$ 1,000	\$ 11,788	\$ 9,000
63291 · Drainage Repair & Maintenance	\$ 2,100	\$ -	\$ 7,150	\$ 20,000
6654 · Engineering Study	\$ -	\$ -	\$ -	\$ -
Total 63031 · Repair & Maintenance-Other	\$ 2,345	\$ 1,000	\$ 18,938	\$ 29,000
6330 · Vehicle Repair & Maintenance	\$ 167	\$ 575	\$ 8,832	\$ 5,275
6335 · Machinery Repair & Maintenance	\$ 642	\$ 1,250	\$ 8,620	\$ 11,250
6340 · Vehicle & Machinery Fuel				
6341 · Vehicle Fuel	\$ 905	\$ 1,166	\$ 6,145	\$ 10,502
6342 · Machinery Fuel	\$ 13	\$ 500	\$ 1,215	\$ 5,000
Total 6340 · Vehicle & Machinery Fuel	\$ 918	\$ 1,666	\$ 7,360	\$ 15,502
6345 · Equipment Lease/Rental	\$ -	\$ -		\$ -
6350 · Miscellaneous Operational Exp.	\$ 1,833	\$ 500	\$ 2,486	\$ 2,500
6365 · Small Tools	\$ 187	\$ 250	\$ 2,308	\$ 2,750
6550 · Assets Purchased	\$ 3,650	\$ -	\$ 12,970	\$ 20,000
Total 6303 · Other Operational Expenses	\$ 9,742	\$ 5,241	\$ 61,514	\$ 86,277
Total 6300 · Operating Expenses	\$ 18,625	\$ 21,901	\$ 220,424	\$ 246,332

City of Meadowlakes-Utility Fund Profit & Loss Budget vs. Actual

June 2016

	June 16	Budget Jun 16	Year to Date	Budget Year to Date
6500 · Solid Waste Collection Expenses				
6510 · Garbage Service Expense	\$ 15,028	\$ 14,917	\$ 135,823	\$ 134,249
Total 6500 · Solid Waste Collection' Expenses	<u>\$ 15,028</u>	<u>\$ 14,917</u>	<u>\$ 135,823</u>	<u>\$ 134,249</u>
8200 · Transfer to Other Funds				
8220 · Transfer to Debt Service Fund	\$ 8,083	\$ 8,083	\$ 72,750	\$ 72,751
8240 · Transfer to RCC Fund	\$ 7,083	\$ 7,083	\$ 63,750	\$ 63,751
Total 8200 · Transfer to Other Funds	<u>\$ 15,166</u>	<u>\$ 15,166</u>	<u>\$ 136,500</u>	<u>\$ 136,502</u>
Total Expense	<u>\$ 81,507</u>	<u>\$ 89,446</u>	<u>\$ 872,892</u>	<u>\$ 916,638</u>
Net Ordinary Income	\$ 20,136	\$ 9,154	\$ 33,312	\$ (46,504)
Other Expense				
9140 · 2013 I&S Expenses				
9141 · 2013 I&S Principal	\$ -	\$ -	\$ 47,272	\$ 22,270
9142 · 2013 I&S Interest	\$ -	\$ -	\$ 1,219	\$ 1,219
Total 9140 · 2013 I&S Expenses	<u>\$ -</u>	<u>\$ -</u>	<u>\$ 48,491</u>	<u>\$ 23,489</u>
Total Expenses	<u>\$ 81,507</u>	<u>\$ 89,446</u>	<u>\$ 921,384</u>	<u>\$ 940,127</u>
Net Fund Gain/(Loss)	<u>\$ 20,136</u>	<u>\$ 9,154</u>	<u>\$ (15,179)</u>	<u>\$ (69,993)</u>

City of Meadowlakes-Utility Fund
Check Detail
June 2016

Type	Num	Date	Name	Account	Paid Amount	Original Amount
Ck.	EFT	06/10/2016	State Comptroller	1015 · Ck.ing-1st State Bk.		-1,043.51
				3020 · Sales Tax Payable	-1,043.51	1,043.51
TOTAL					-1,043.51	1,043.51
Bill Pmt -Ck.	15506	06/03/2016	Card Service Center	1015 · Ck.ing-1st State Bk.		-4,755.81
Bill	May 2016 (1138-I	05/29/2016		1515 · General Fund Rec'd	-118.38	118.38
				6255 · Postage Exp.	-47.00	47.00
				1583 · RCC Receivable	-186.00	186.00
				6282 · Administrative-Misc.	-26.82	26.82
				6250 · Office Supplies	-64.95	64.95
Bill	May 2016 (1195-	05/29/2016		6330 · Vehicle Repair & Maint.	-58.98	58.98
				1515 · General Fund Rec'd	-4,216.26	4,216.26
				1583 · RCC Receivable	-11.95	11.95
				6335 · Machinery Repair & Maint.	-25.47	25.47
TOTAL					-4,755.81	4,755.81
Bill Pmt -Ck.	15507	06/03/2016	David or Kelly Martin	1015 · Ck.ing-1st State Bk.		-7.24
Bill	refund	06/01/2016		3010 · Service Deposits Payable	-7.24	7.24
TOTAL					-7.24	7.24
Bill Pmt -Ck.	15508	06/03/2016	Debbie Holley	1015 · Ck.ing-1st State Bk.		-27.92
Bill	May 20, 2016	05/20/2016		6180 · Empl Training & Travel Exp	-27.92	27.92
TOTAL					-27.92	27.92
Bill Pmt -Ck.	15509	06/03/2016	Ford & Crew Hwd	1015 · Ck.ing-1st State Bk.		-950.88
Bill	5/25/16 statement	05/20/2016		6329 · R&M-Building/Misc.	-207.20	207.20
				6327 · WWTP Repair & Maint.	-113.53	113.53
				6365 · Small Tools	-17.99	17.99
				6328 · Distribution Repair & Maint.	-213.78	213.78
				1583 · RCC Receivable	-201.51	201.51
				6335 · Machinery Repair & Maint.	-73.26	73.26
				6329 · R&M-Building/Misc.	-79.63	79.63
				1584 · POA Rec'd	-43.98	43.98
TOTAL					-950.88	950.88
Bill Pmt -Ck.	15510	06/03/2016	Grainger	1015 · Ck.ing-1st State Bk.		-333.63
Bill	9120496550	05/24/2016		6314 · R&M-Plant & Pump Station	-333.63	333.63
TOTAL					-333.63	333.63
Bill Pmt -Ck.	15511	06/03/2016	Home Depot Credit	1015 · Ck.ing-1st State Bk.		-498.27
Bill	5/20/16 Statemen	05/20/2016		6329 · R&M-Building/Misc.	-398.00	398.00
				6365 · Small Tools	-9.48	9.48
				6329 · R&M-Building/Misc.	-90.79	90.79
TOTAL					-498.27	498.27

City of Meadowlakes-Utility Fund
Check Detail
June 2016

Type	Num	Date	Name	Account	Paid Amount	Original Amount
Bill Pmt -Ck.	15512	06/03/2016	HydroPro Solutions, LLC	1015 · Ck.ing-1st State Bk.		-8,640.00
Bill	0008096-IN	05/25/2016		6355 · Meter Purchased	-8,640.00	8,640.00
TOTAL					<u>-8,640.00</u>	<u>8,640.00</u>
Bill Pmt -Ck.	15513	06/03/2016	Lee Maldonado	1015 · Ck.ing-1st State Bk.		-6.15
Bill	refund	06/01/2016		3010 · Service Deposits Payable	-6.15	6.15
TOTAL					<u>-6.15</u>	<u>6.15</u>
Bill Pmt -Ck.	15514	06/03/2016	PEC	1015 · Ck.ing-1st State Bk.		-3,950.53
Bill	May 2016	05/25/2016		6305 · Water Treatment Electrical	-1,854.22	1,854.22
				6304 · Wastewater Electrical	-2,096.31	2,096.31
TOTAL					<u>-3,950.53</u>	<u>3,950.53</u>
Bill Pmt -Ck.	15515	06/03/2016	RG3 Company, LP	1015 · Ck.ing-1st State Bk.		-760.54
Bill	13908	05/26/2016		6328 · Distribution Repair & Maint.	-760.54	760.54
TOTAL					<u>-760.54</u>	<u>760.54</u>
Bill Pmt -Ck.	15516	06/03/2016	Sprint	1015 · Ck.ing-1st State Bk.		-35.21
Bill	5/25/16 statement	05/25/2016		6260 · Telephone Exp.	-17.61	17.61
				1515 · General Fund Rec'd	-17.60	17.60
TOTAL					<u>-35.21</u>	<u>35.21</u>
Bill Pmt -Ck.	15517	06/03/2016	Sue James	1015 · Ck.ing-1st State Bk.		-7.24
Bill	refund	06/01/2016		3010 · Service Deposits Payable	-7.24	7.24
TOTAL					<u>-7.24</u>	<u>7.24</u>
Bill Pmt -Ck.	15518	06/03/2016	Underground, Inc	1015 · Ck.ing-1st State Bk.		-155.59
Bill	0092101-IN	05/26/2016		6335 · Machinery Repair & Maint.	-155.59	155.59
TOTAL					<u>-155.59</u>	<u>155.59</u>
Bill Pmt -Ck.	15519	06/03/2016	UniFirst Holdings, Inc.	1015 · Ck.ing-1st State Bk.		-268.10
Bill	8221845826	05/16/2016		6170 · EmPLY Uniform Exp.	-83.70	83.70
Bill	8221847954	05/23/2016		6170 · EmPLY Uniform Exp.	-101.70	101.70
Bill	8221850097	05/30/2016		6170 · EmPLY Uniform Exp.	-82.70	82.70
TOTAL					<u>-268.10</u>	<u>268.10</u>
Bill Pmt -Ck.	15520	06/03/2016	US Postmaster	1015 · Ck.ing-1st State Bk.		-700.00
Bill	postage permit	05/31/2016		6255 · Postage Exp.	-700.00	700.00
TOTAL					<u>-700.00</u>	<u>700.00</u>

City of Meadowlakes-Utility Fund
Check Detail
June 2016

Type	Num	Date	Name	Account	Paid Amount	Original Amount
Bill Pmt -Ck.	15521	06/03/2016	Visa	1015 · Ck.ing-1st State Bk.		-1,668.55
Bill	May 2016 (4241-5	05/24/2016		6180 · Empl Training & Travel Exp	-296.20	296.20
				6335 · Machinery Repair & Maint.	-70.83	70.83
				63291 · Drainage Repair & Maint.	-52.45	52.45
				1583 · RCC Receivable	-1,177.69	1,177.69
				6328 · Distribution Repair & Maint.	-71.38	71.38
TOTAL					-1,668.55	1,668.55
Bill Pmt -Ck.	15522	06/08/2016	AT&T Mobility	1015 · Ck.ing-1st State Bk.		-198.51
Bill	5/27/16 statement	05/27/2016		6260 · Telephone Exp.	-198.51	198.51
TOTAL					-198.51	198.51
Bill Pmt -Ck.	15523	06/08/2016	DPC Industries, Inc	1015 · Ck.ing-1st State Bk.		-510.21
Bill	767002491-16	05/25/2016		6317 · WWTP Chemicals	-204.08	204.08
Bill	767002490-16	05/25/2016		6316 · WTP Chemical Exp.	-306.13	306.13
TOTAL					-510.21	510.21
Bill Pmt -Ck.	15524	06/08/2016	Fastenal	1015 · Ck.ing-1st State Bk.		-40.08
Bill	TX00190087	05/24/2016		6329 · R&M-Building/Misc.	-40.08	40.08
TOTAL					-40.08	40.08
Bill Pmt -Ck.	15525	06/08/2016	HACH	1015 · Ck.ing-1st State Bk.		-525.42
Bill	9953500	06/01/2016		6316 · WTP Chemical Exp.	-525.42	525.42
TOTAL					-525.42	525.42
Bill Pmt -Ck.	15526	06/08/2016	Magna-Flow Enviro.	1015 · Ck.ing-1st State Bk.		-761.88
Bill	42568	05/18/2016		6327 · WWTP Repair & Maint.	-761.88	761.88
TOTAL					-761.88	761.88
Bill Pmt -Ck.	15527	06/08/2016	NAPA-Third Coast Distri	1015 · Ck.ing-1st State Bk.		-296.10
Bill	5/31/16 Statemen	05/31/2016		6330 · Vehicle Repair & Maint.	-13.66	13.66
				6335 · Machinery Repair & Maint.	-282.44	282.44
TOTAL					-296.10	296.10
Bill Pmt -Ck.	15528	06/08/2016	Premium Landscape Sup	1015 · Ck.ing-1st State Bk.		-73.50
Bill	11962	05/26/2016		6321 · Collection System R&M	-73.50	73.50
TOTAL					-73.50	73.50
Bill Pmt -Ck.	15529	06/08/2016	Techline Pipe L.P.	1015 · Ck.ing-1st State Bk.		-1,035.66
Bill	5/31/16 Statemen	05/31/2016		6360 · Tap Materials-Water	-1,035.66	1,035.66
TOTAL					-1,035.66	1,035.66

City of Meadowlakes-Utility Fund
Check Detail
June 2016

Type	Num	Date	Name	Account	Paid Amount	Original Amount
Bill Pmt -Ck.	15530	06/08/2016	Tractor Supply	1015 · Ck.ing-1st State Bk.		-54.95
Bill	5/30/16 Statemen	05/30/2016		6329 · R&M-Building/Misc.	-54.95	54.95
TOTAL					<u>-54.95</u>	<u>54.95</u>
Bill Pmt -Ck.	15531	06/08/2016	USA Bluebook	1015 · Ck.ing-1st State Bk.		-289.42
Bill	961644	05/24/2016		1583 · RCC Receivable	-88.95	88.95
				6329 · R&M-Building/Misc.	-200.47	200.47
TOTAL					<u>-289.42</u>	<u>289.42</u>
Bill Pmt -Ck.	15532	06/16/2016	Card Service Center	1015 · Ck.ing-1st State Bk.		-1,989.65
Bill	5/29/16 Statemen	06/01/2016		6350 · Misc. Operational Exp.	-296.51	296.51
				6250 · Office Supplies	-503.95	503.95
				6235 · Computer/Office Equip R&M	-229.99	229.99
				1583 · RCC Receivable	-959.20	959.20
TOTAL					<u>-1,989.65</u>	<u>1,989.65</u>
Bill Pmt -Ck.	15533	06/16/2016	Carl Christensen	1015 · Ck.ing-1st State Bk.		-9.04
Bill	deposit refund	06/15/2016		3010 · Service Deposits Payable	-9.04	9.04
TOTAL					<u>-9.04</u>	<u>9.04</u>
Bill Pmt -Ck.	15534	06/16/2016	Debbie Holley	1015 · Ck.ing-1st State Bk.		-26.78
Bill	June 10, 2016	06/10/2016		6180 · Empl Training & Travel Exp	-26.78	26.78
TOTAL					<u>-26.78</u>	<u>26.78</u>
Bill Pmt -Ck.	15535	06/16/2016	DPC Industries, Inc	1015 · Ck.ing-1st State Bk.		-150.00
Bill	DE76000761-16	05/31/2016		6316 · WTP Chemical Exp.	-90.00	90.00
				6317 · WWTP Chemicals	-60.00	60.00
TOTAL					<u>-150.00</u>	<u>150.00</u>
Bill Pmt -Ck.	15536	06/16/2016	DSHS Central Lab	1015 · Ck.ing-1st State Bk.		-279.35
Bill	6/2/16 Statement	06/02/2016		6320 · Water Outside Testing Exp.	-279.35	279.35
TOTAL					<u>-279.35</u>	<u>279.35</u>
Bill Pmt -Ck.	15537	06/16/2016	Fastenal	1015 · Ck.ing-1st State Bk.		-42.80
Bill	TX00190278	06/02/2016		6327 · WWTP Repair & Maint.	-42.80	42.80
TOTAL					<u>-42.80</u>	<u>42.80</u>
Bill Pmt -Ck.	15538	06/16/2016	Frontier Communications	1015 · Ck.ing-1st State Bk.		-271.05
Bill	6/4/16 Statement	06/04/2016		6260 · Telephone Exp.	-203.28	203.28
				1515 · General Fund Rec'd	-67.77	67.77
TOTAL					<u>-271.05</u>	<u>271.05</u>

City of Meadowlakes-Utility Fund
Check Detail
June 2016

Type	Num	Date	Name	Account	Paid Amount	Original Amount
Bill Pmt -Ck.	15539	06/16/2016	King Hulse	1015 · Ck.ing-1st State Bk.		-5.44
Bill	deposit refund	06/15/2016		3010 · Service Deposits Payable	-5.44	5.44
TOTAL					-5.44	5.44
Bill Pmt -Ck.	15540	06/16/2016	Lowe's	1015 · Ck.ing-1st State Bk.		-508.89
Bill	6/2/16 invoice	06/09/2016		1583 · RCC Receivable	-47.11	47.11
				6314 · R&M-Plant & Pump Station	-63.38	63.38
				1584 · POA Rec'd	-398.40	398.40
TOTAL					-508.89	508.89
Bill Pmt -Ck.	15541	06/16/2016	MSB	1015 · Ck.ing-1st State Bk.		-6.32
Bill	JLF 612	06/05/2016		6350 · Misc. Operational Exp.	-6.32	6.32
TOTAL					-6.32	6.32
Bill Pmt -Ck.	15542	06/16/2016	PEC	1015 · Ck.ing-1st State Bk.		-799.20
Bill	2016-May	06/09/2016		6324 · Irrigation Electric Subsidy	-799.20	799.20
TOTAL					-799.20	799.20
Bill Pmt -Ck.	15543	06/16/2016	Republic Services #843	1015 · Ck.ing-1st State Bk.		-14,994.29
Bill	May 2016	05/30/2016		6510 · Garbage Service Exp.	-53.93	53.93
				6510 · Garbage Service Exp.	-14,940.36	14,940.36
TOTAL					-14,994.29	14,994.29
Bill Pmt -Ck.	15544	06/16/2016	USA Bluebook	1015 · Ck.ing-1st State Bk.		-1,487.13
Bill	967383	06/01/2016		6316 · WTP Chemical Exp.	-202.00	202.00
				1583 · RCC Receivable	-437.00	437.00
				6314 · R&M-Plant & Pump Station	-534.95	534.95
Bill	967815	06/01/2016		6316 · WTP Chemical Exp.	-257.23	257.23
				6317 · WWTP Chemicals	-55.95	55.95
TOTAL					-1,487.13	1,487.13
Bill Pmt -Ck.	15545	06/23/2016	Aqua-Tech Lab	1015 · Ck.ing-1st State Bk.		-234.00
Bill	15454	06/15/2016		6320 · Water Outside Testing Exp.	-122.00	122.00
				6318 · Outside Testing Wastewater	-112.00	112.00
TOTAL					-234.00	234.00
Bill Pmt -Ck.	15546	06/23/2016	Ferguson Enterprises	1015 · Ck.ing-1st State Bk.		-27.12
Bill	3624944	06/15/2016		6365 · Small Tools	-27.12	27.12
TOTAL					-27.12	27.12
Bill Pmt -Ck.	15547	06/23/2016	Genworth Life	1015 · Ck.ing-1st State Bk.		-170.17
Bill	5846166	06/20/2016		6150 · Emply Insurance Exp	-170.17	170.17

City of Meadowlakes-Utility Fund
Check Detail
June 2016

Type	Num	Date	Name	Account	Paid Amount	Original Amount
TOTAL					-170.17	170.17
Bill Pmt -Ck.	15548	06/23/2016	Grainger	1015 · Ck.ing-1st State Bk.		-303.59
Bill	9140784498	06/15/2016		1583 · RCC Receivable	-122.11	122.11
Bill	9142054643	06/15/2016		6327 · WWTP Repair & Maint.	-181.48	181.48
TOTAL					-303.59	303.59
Bill Pmt -Ck.	15549	06/23/2016	Halliday Products, Inc	1015 · Ck.ing-1st State Bk.		-499.00
Bill	42160	06/17/2016		6327 · WWTP Repair & Maint.	-499.00	499.00
TOTAL					-499.00	499.00
Bill Pmt -Ck.	15550	06/23/2016	Precision Calibrate Meter	1015 · Ck.ing-1st State Bk.		-950.00
Bill	325	06/20/2016		6314 · R&M-Plant & Pump Station	-380.00	380.00
				6327 · WWTP Repair & Maint.	-570.00	570.00
TOTAL					-950.00	950.00
Bill Pmt -Ck.	15551	06/23/2016	Quill	1015 · Ck.ing-1st State Bk.		-161.94
Bill	6560785	06/10/2016		6250 · Office Supplies	-59.98	59.98
				6282 · Administrative-Misc.	-101.96	101.96
TOTAL					-161.94	161.94
Bill Pmt -Ck.	15552	06/23/2016	Wex Bk.	1015 · Ck.ing-1st State Bk.		-905.18
Bill	45797300	06/06/2016		6341 · Vehicle Fuel	-905.18	905.18
TOTAL					-905.18	905.18
Bill Pmt -Ck.	15553	06/30/2016	A. Soto's Construction	1015 · Ck.ing-1st State Bk.		-2,100.00
Bill	238282	06/30/2016		63291 · Drainage Repair & Maint.	-2,100.00	2,100.00
TOTAL					-2,100.00	2,100.00
Bill Pmt -Ck.	15554	06/30/2016	America's Best Pest	1015 · Ck.ing-1st State Bk.		-235.00
Bill	01-0207395	06/29/2016		6350 · Misc. Operational Exp.	-235.00	235.00
TOTAL					-235.00	235.00
Bill Pmt -Ck.	15555	06/30/2016	Debbie Holley	1015 · Ck.ing-1st State Bk.		-18.04
Bill	June 24, 2016	06/24/2016		6180 · Empl Training & Travel Exp	-18.04	18.04
TOTAL					-18.04	18.04
Bill Pmt -Ck.	15556	06/30/2016	Elliott Electric Supply	1015 · Ck.ing-1st State Bk.		-257.37
Bill	1309967-1	06/29/2016		1515 · General Fund Rec'd	-222.18	222.18
				1583 · RCC Receivable	-35.19	35.19
TOTAL					-257.37	257.37

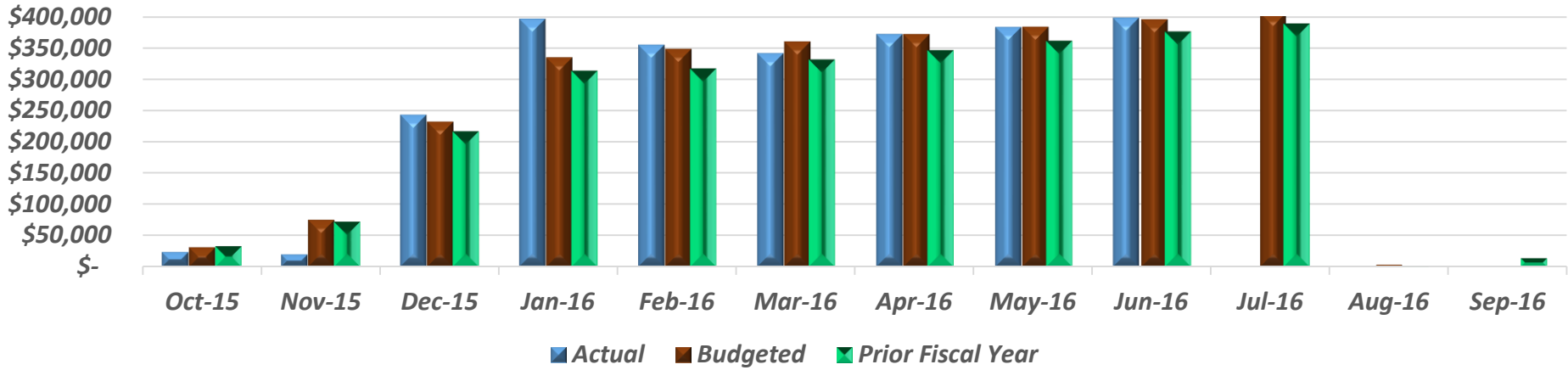
City of Meadowlakes-Utility Fund
Check Detail
June 2016

Type	Num	Date	Name	Account	Paid Amount	Original Amount
Bill Pmt -Ck.	15557	06/30/2016	Fisher's Iron & Metal Ind.	1015 · Ck.ing-1st State Bk.		-158.53
Bill		06/29/2016		6350 · Misc. Operational Exp.	-158.53	158.53
TOTAL					-158.53	158.53
Bill Pmt -Ck.	15558	06/30/2016	Ford & Crew Hwd	1015 · Ck.ing-1st State Bk.		-611.49
Bill	3420-June 2016	06/29/2016		6350 · Misc. Operational Exp.	-210.09	210.09
				6327 · WWTP Repair & Maint.	-3.87	3.87
				1583 · RCC Receivable	-209.41	209.41
				6365 · Small Tools	-9.99	9.99
				6342 · Machinery Fuel	-12.99	12.99
				6328 · Distribution Repair & Maint.	-106.71	106.71
				1515 · General Fund Rec'd	-45.95	45.95
				6335 · Machinery Repair & Maint.	-12.48	12.48
TOTAL					-611.49	611.49
Bill Pmt -Ck.	15559	06/30/2016	Hagerty Construction, Inc	1015 · Ck.ing-1st State Bk.		-100.00
Bill	Refund	06/30/2016		3010 · Service Deposits Payable	-100.00	100.00
TOTAL					-100.00	100.00
Bill Pmt -Ck.	15560	06/30/2016	Home Depot Credit	1015 · Ck.ing-1st State Bk.		-187.71
Bill	June 16 Statemer	06/29/2016		6327 · WWTP Repair & Maint.	-129.83	129.83
				1583 · RCC Receivable	-57.88	57.88
TOTAL					-187.71	187.71
Bill Pmt -Ck.	15561	06/30/2016	On-Site Computer	1015 · Ck.ing-1st State Bk.		-237.50
Bill	32552	06/30/2016		6235 · Computer/Office Equip R&M	-237.50	237.50
TOTAL					-237.50	237.50
Bill Pmt -Ck.	15562	06/30/2016	Tom Stueckroth	1015 · Ck.ing-1st State Bk.		-150.00
Bill	Reimb	06/28/2016		6365 · Small Tools	-150.00	150.00
TOTAL					-150.00	150.00
Bill Pmt -Ck.	15563	06/30/2016	UniFirst Holdings, Inc.	1015 · Ck.ing-1st State Bk.		-368.65
Bill	822 1852033	06/06/2016		6170 · Empl Uniform Exp.	-37.85	37.85
Bill	822 1852231	06/06/2016		6170 · Empl Uniform Exp.	-82.70	82.70
Bill	822 1854362	06/13/2016		6170 · Empl Uniform Exp.	-82.70	82.70
Bill	822 1856497	06/20/2016		6170 · Empl Uniform Exp.	-82.70	82.70
Bill	8221858679	06/29/2016		6170 · Empl Uniform Exp.	-82.70	82.70
TOTAL					-368.65	368.65

Total Utility Fund Disbursements June 2016

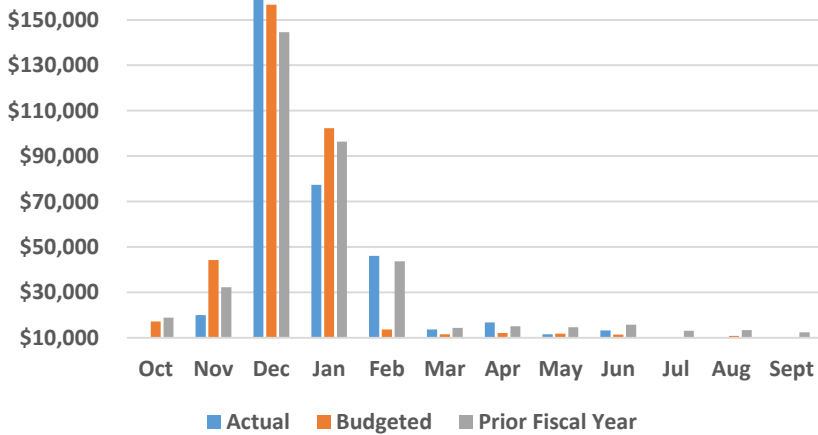
55,840.13

Debt Service Fund Cash Flow

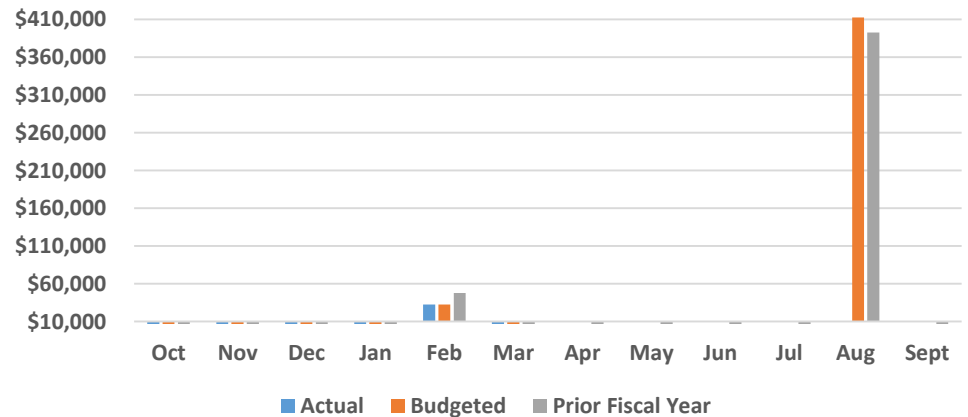


	Oct-15	Nov-15	Dec-15	Jan-16	Feb-16	Mar-16	Apr-16	May-16	Jun-16	Jul-16	Aug-16	Sep-16
Beginning Cash	\$ 13,756	\$ 23,967	\$ 43,916	\$ 243,872	\$ 328,298	\$ 341,928	\$ 355,593	\$ 372,299	\$ 383,814			
Cash Inflow	\$ 10,211	\$ 19,949	\$ 199,956	\$ 84,426	\$ 46,174	\$ 13,665	\$ 16,706	\$ 11,515	\$ 14,962			
Cash Outflow	\$ 0	\$ 0	\$ -	\$ -	\$ 32,544	\$ 0	\$ 0	\$ 0	\$ 0			
Ending Cash	\$ 23,967	\$ 43,916	\$ 243,872	\$ 328,298	\$ 341,928	\$ 355,593	\$ 372,299	\$ 383,814	\$ 398,776			
Increase/(Decrease) in Cash Since First of FY	\$ 10,211	\$ 30,160	\$ 230,116	\$ 314,542	\$ 328,172	\$ 341,837	\$ 358,543	\$ 370,058	\$ 385,020	\$ -	\$ -	\$ -

Debt Service Fund Income



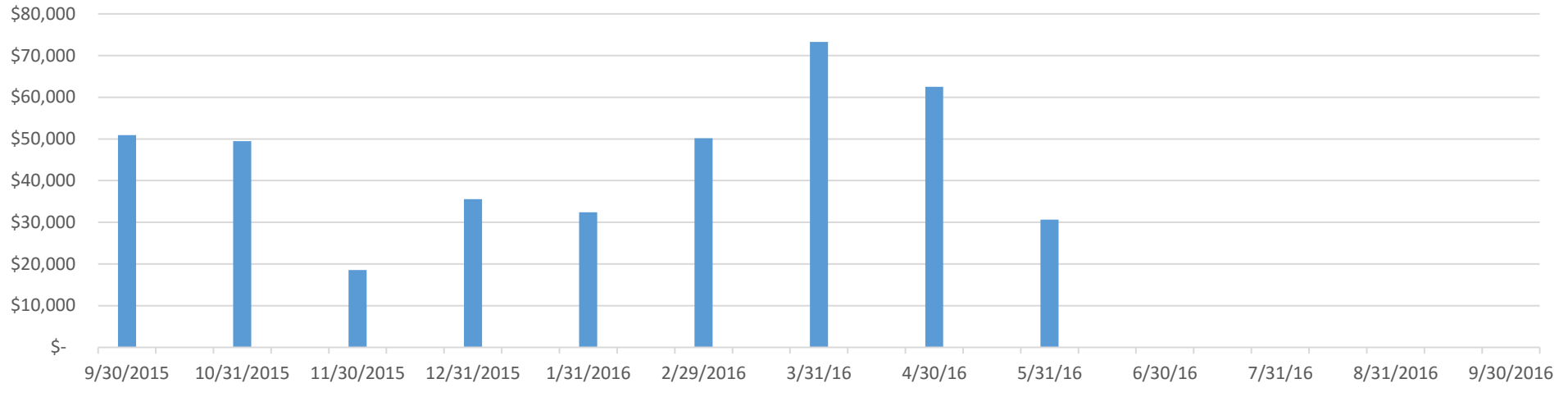
Debt Service Fund Expenses



City of Meadowlakes Debt Service Profit & Loss Budget vs. Actual

June 2016	June 16	Budget Jun 16	Year to Date	Budget Year to Date
Ordinary Income/Expense				
Income				
06-4120 · Ad Valorem Tax	\$ 5,078	\$ 3,200	\$ 342,860	\$ 339,300
06-5440 · Interest Earned on Investments	\$ 32	\$ 30	\$ 186	\$ 210
Total Income	\$ 5,111	\$ 3,230	\$ 343,046	\$ 339,510
Expense				
06-9100 · 2013 Bond Expense				
06-9150 · 2013 Bond Principal	\$ -	\$ -	\$ -	\$ -
06-9170 · 2013 Bond Interest Expense	\$ -	\$ -	\$ 32,544	\$ 32,544
Total 06-9100 · 2013 Bond Expense	\$ -	\$ -	\$ 32,544	\$ 32,544
Total Expense	\$ -	\$ -	\$ 32,544	\$ 32,544
Net Ordinary Income	\$ 5,111	\$ 3,230	\$ 310,502	\$ 306,966
Other Income/Expense				
Other Income				
06-8200 · Transfer In from Other Funds	\$ 8,083	\$ 8,250	\$ 72,750	\$ 74,250
Total Other Income	\$ 8,083	\$ 8,250	\$ 72,750	\$ 74,250
Net Other Income	\$ 8,083	\$ 8,250	\$ 72,750	\$ 74,250
Net Income	\$ 13,194	\$ 11,480	\$ 383,252	\$ 381,216

Recreation Fund Uncommitted Cash



	9/30/2015	10/31/2015	11/30/2015	12/31/2015	1/31/2016	2/29/2016	3/31/16	4/30/16	5/31/16	6/30/16	7/31/16	8/31/2016	9/30/2016
Uncommitted Cash	\$ 50,930	\$ 49,480	\$ 18,565	\$ 35,541	\$ 32,375	\$ 50,133	\$ 73,294	\$ 62,476	\$ 30,645	\$ -	\$ -	\$ -	\$ -

**Recreation & Country Club Division
Profit & Loss**

June 2016	<u>Jun-16</u>	<u>Y-T-D</u>
<u>INCOME</u>		
Prepays	\$ 18,415	\$ 174,428
Pro Shop Income	\$ 28,855	\$ 243,672
Tennis/Swim	\$ 3,997	\$ 4,272
Food and Beverage	\$ 30,650	\$ 229,653
Miscellaneous Income	\$ 1,388	\$ 1,509
Transfers in from Other Funds	\$ 7,083	\$ 64,250
	<hr/>	<hr/>
TOTAL INCOME	\$ 90,388	\$ 717,784
<u>EXPENSES</u>		
Administrative Expenses	\$ 6,458	\$ 73,712
Pro-Shop Expenses	\$ 17,104	\$ 142,754
Grounds Maintenance Expense	\$ 36,475	\$ 260,207
Food and Beverage Expense	\$ 25,289	\$ 234,066
Tennis/Swim Expense	\$ 5,918	\$ 6,913
	<hr/>	<hr/>
TOTAL EXPENSES	\$ 91,244	\$ 717,652
NET GAIN/(LOSS)	\$ (856)	\$ 132

**Recreation & Country Club Division
Profit & Loss**

June 2016

	<u>Jun-16</u>	<u>Y-T-D</u>
<u>INCOME</u>		
Pre Paid		
Family	\$ 890	\$ 8,499
Couple	\$ 3,154	\$ 25,564
Single	\$ 5,367	\$ 53,858
Social	\$ 440	\$ 3,920
Maintenance/Medical	\$ 320	\$ 3,136
Non-Resident	\$ 787	\$ 9,070
Gold/Silver Key	\$ 1,104	\$ 11,368
Trail Fees	\$ 4,736	\$ 43,324
Miscellaneous	\$ 174	\$ 2,521
Tennis/Swim	\$ 93	\$ 568
Lifetime	\$ 1,350	\$ 12,600
Total Pre-Paid	\$ 18,415	\$ 174,428
Pro Shop Revenues		
Cart Rentals	\$ 4,269	\$ 37,655
Green Fees	\$ 17,317	\$ 130,089
Merchandise	\$ 4,678	\$ 36,071
Range	\$ 2,591	\$ 33,686
Handicap Service	\$ -	\$ 6,213
Tournaments	\$ -	\$ (42)
Total Golf Shop Revenues	\$ 28,855	\$ 243,672
Tennis/Swimming Revenue	\$ 3,997	\$ 4,272
Food and Beverage Revenue		
Food Sales	\$ 20,282	\$ 161,076
Beverage Sales	\$ 1,694	\$ 10,654
Beer Sales	\$ 5,172	\$ 32,520
Liquor Sales	\$ 2,276	\$ 16,190
Wine Sales	\$ 1,226	\$ 9,213
Total Food and Beverage Revenue	\$ 30,650	\$ 229,653
Interest/Miscellaneous Earned	\$ 1,388	\$ 1,509
Transfers In From Other Funds		
General Fund	\$ -	\$ -
Utility Fund	\$ -	\$ -
Total Transfers In From Other Funds	\$ -	\$ -
Total Income	\$ 83,305	\$ 653,534

**Recreation & Country Club Division
Profit & Loss**

June 2016

	<u>Jun-16</u>	<u>Y-T-D</u>
Administrative Expenses		
Administrative Payroll		
Wages-Full Time	\$ 1,320	\$ 11,695
Payroll Taxes	\$ 101	\$ 903
Health Care	\$ 19	\$ 167
Retirement Expenses	\$ 259	\$ 2,132
Total Administrative Payroll Exp.	\$ 1,699	\$ 14,897
Other Administrative Expenses		
Audit	\$ -	\$ 4,250
Bank/Credit Fees	\$ 140	\$ 10,398
Cash Over/Under	\$ (58)	\$ 698
Insurance Expense		
Prior Year Worker's Comp. Expense		
Office Supplies	\$ 273	\$ 1,166
Postage	\$ 98	\$ 622
Advertising	\$ 272	\$ 5,239
Miscellaneous Admin. Expense		\$ 1,885
Total Other Administrative Expense	\$ 724	\$ 24,258
House Operation and Maint.. Expense		
Telephone	\$ 170	\$ 1,648
Electric	\$ 1,223	\$ 8,747
Utilities-Water, Sewer and Trash	\$ 740	\$ 3,964
Cleaning	\$ 1,055	\$ 5,924
Misc. House Expense	\$ 579	\$ 2,078
Building Repair & Maintenance	\$ 242	\$ 11,988
TV	\$ 26	\$ 208
Total House Operation & Maint.. Exp.	\$ 4,035	\$ 34,557
Total Administrative Expenses	\$ 6,458	\$ 73,712
Pro Shop Expenditures		
Payroll		
Wages-Full Time	\$ 3,558	\$ 29,041
Wages-Part Time	\$ 6,069	\$ 43,641
Payroll Taxes	\$ 736	\$ 5,480
Health Care	\$ 548	\$ 4,619
Retirement Expenses	\$ 68	\$ 524
Worker's Compensation Expense Insurance	\$ -	\$ 2,605
Total Pro Shop Payroll Expense	\$ 10,979	\$ 85,910
Other Pro Shop Expenses		
Cost of Goods Sold	\$ 2,360	\$ 17,699
Driving Range	\$ -	\$ 2,830

**Recreation & Country Club Division
Profit & Loss**

June 2016

	<u>Jun-16</u>	<u>Y-T-D</u>
Miscellaneous	\$ 147	\$ 2,835
Pro Shop Consumable Supplies	\$ 430	\$ 914
Handicapping Service	\$ -	\$ 2,880
Tournament Expense	\$ -	\$ 642
Dues and Fees	\$ 344	\$ 688
Cart Lease	\$ 2,717	\$ 26,931
Cart Maintenance	\$ -	\$ 144
Electric Cart/Tennis	\$ 127	\$ 1,281
Total Other Pro Shop Expenses	\$ 6,125	\$ 56,844

Total Pro Shop Expenditure **\$ 17,104** **\$ 142,754**

Grounds Maintenance Expenditures

Payroll

Wages-Full Time	\$ 7,531	\$ 74,257
Wages-Part Time	\$ 6,241	\$ 39,586
Payroll Taxes	\$ 1,054	\$ 8,759
Health Care	\$ 1,556	\$ 15,270
Retirement Expenses	\$ 190	\$ 1,557
Worker's Compensation Expense Insurance	\$ -	\$ 4,501
Total Grounds Maint.. Pay Roll	\$ 16,572	\$ 143,930

Other Grounds Maintenance Expenses

Fuel	\$ 1,297	\$ 5,868
Fertilizer	\$ 471	\$ 6,661
Chemicals	\$ 577	\$ 14,044
Seed & Sod	\$ -	\$ 175
Equipment Repair & Maintenance	\$ 2,070	\$ 9,908
Irrigation Repair and Maintenance	\$ 1,042	\$ 11,043
Pond Maintenance	\$ -	\$ 3,135
<u>Utilities</u>		
Electric	\$ 258	\$ 1,543
Water, Sewer and Trash	\$ 429	\$ 3,064
Raw Water Purchase	\$ 453	\$ 7,315
Total Utilities	\$ 1,140	\$ 11,922
Employee Dues and Fees	\$ -	\$ 560
Miscellaneous Grounds Maint.. Exp.	\$ 598	\$ 8,495
Cart Path Repair and Maint..	\$ -	\$ 1,050
<u>Equipment Lease/Purchase</u>	\$ -	
Principal	\$ 11,512	\$ 39,229
Interest	\$ 1,196	\$ 4,187
Total Equipment Lease/Purchase	\$ 12,708	\$ 43,416

Total Other Grounds Maint.. Expenses **\$ 19,903** **\$ 116,277**

**Recreation & Country Club Division
Profit & Loss**

June 2016	<u>Jun-16</u>	<u>Y-T-D</u>
Total Grounds Maintenance Expenses	\$ 36,475	\$ 260,207
Food and Beverage Expenditures		
Payroll		
Wages-Full Time	\$ 7,669	\$ 64,168
Wages-Part Time	\$ 4,716	\$ 55,292
Payroll Taxes	\$ 853	\$ 8,756
Health Care	\$ 1,092	\$ 6,976
Retirement Expenses	\$ 94	\$ 921
Worker's Compensation Expense Insurance	\$ -	\$ 2,959
Total Food and Beverage Exp.	\$ 14,424	\$ 139,072
Other Food and Beverage Expenses		
Propane	\$ 465	\$ 4,813
Supplies		
Consumable Supplies	\$ 479	\$ 4,912
Beer/Wine	\$ 1,997	\$ 14,639
Liquor	\$ 404	\$ 2,505
Food Expense	\$ 5,349	\$ 52,405
Beverage Expense	\$ 311	\$ 1,642
Other Food and Beverage Supplies	\$ 149	\$ 476
Misc. Restaurant Expenses	\$ -	\$ 1,307
Linen	\$ 33	\$ 2,541
	<u>\$ 8,722</u>	<u>\$ 80,427</u>
Liquor Tax	\$ 428	\$ 4,666
TABC License	\$ 750	\$ 2,852
Equipment Rental	\$ 70	\$ 630
Equipment Repair and Maintenance	\$ 430	\$ 1,606
Total Other Food and Beverage Exp.	\$ 10,865	\$ 94,994
Total Food and Beverage Exp.	\$ 25,289	\$ 234,066
Swimming and Tennis Expenses		
Tennis	\$ 5,855	\$ 6,673
Swimming Pool		
Maintenance and Repairs	\$ 63	\$ 240
Total Swimming Pool Expense	\$ 63	\$ 240
Total Swimming Pool and Tennis Exp.	\$ 5,918	\$ 6,913
Total Expenses	\$ 91,244	\$ 717,652

**Recreation & Country Club Division
Profit & Loss**

June 2016

	Jun-16	Y-T-D
NET GAIN/(LOSS)	\$ (856)	\$ 132
 Food and Beverage (less House Expenses)		
Income	\$ 30,650	\$ 229,653
Expenses	\$ 25,289	\$ 234,066
F&B Net Gain/Loss	\$ 5,361	\$ (4,413)
 Food and Beverage (with House Expenses)		
Income	\$ 30,650	\$ 229,653
Expenses	\$ 26,990	\$ 251,070
F&B Net Gain/Loss	\$ 3,660	\$ (21,417)

**Note: We are still encountering some issues with the proper coding of some income items for the Fund. e. They should have minimal effect on overall income.*

Recreation & Country Club Division
Check Detail
June 2016

Type	Num	Date	Name	Account	Paid Amount	Original Amount
Debt			Total Debt Swipes for Month			2,284.73
Ck.	Bill Pay 9	06/03/2016	PNC Equipment Finance	03-1012 · FSB - Ck.ing Acct #1910		-2,717.00
				03-6210 · Cart Lease/Purchase	-2,717.00	2,717.00
TOTAL					-2,717.00	2,717.00
Ck.	Bill Pay 10	06/07/2016	State Comptroller	03-1012 · FSB - Ck.ing Acct #1910		-347.66
				03-2029 · Alcohol Tax Payable	-347.66	347.66
TOTAL					-347.66	347.66
Ck.	Bill Pay 11	06/07/2016	State Comptroller	03-1012 · FSB - Ck.ing Acct #1910		-1,999.70
				03-2026 · Sales Tax Payable	-1,999.70	1,999.70
TOTAL					-1,999.70	1,999.70
Ck.	Bill Pay 12	06/07/2016	State Comptroller	03-1012 · FSB - Ck.ing Acct #1910		-428.09
				03-6525 · Alcohol Tax	-428.09	428.09
TOTAL					-428.09	428.09
Ck.	1121	06/02/2016	Sam's Club	03-1010 · FSB - Petty Cash Ck.ing #3232		-175.01
				03-6545 · Restaurant-Consumable Supplies	-99.79	99.79
				03-6549 · Food Exp	-75.22	75.22
TOTAL					-175.01	175.01
Ck.	1122	06/03/2016	Keg 1	03-1010 · FSB - Petty Cash Ck.ing #3232		-318.50
				03-6547 · Beer/Wine	-318.50	318.50
TOTAL					-318.50	318.50
Ck.	1123	06/08/2016	Pepsi Beverages Company	03-1010 · FSB - Petty Cash Ck.ing #3232		-291.75
				03-6550 · Beverage Expense	-291.75	291.75
TOTAL					-291.75	291.75
Ck.	1125	06/25/2016	Twin Liquors	03-1010 · FSB - Petty Cash Ck.ing #3232		-299.33
				03-6548 · Liquor Expense	-148.67	148.67
				03-6547 · Beer/Wine	-137.66	137.66
				03-6545 · Restaurant-Consumable Supplies	-13.00	13.00
TOTAL					-299.33	299.33
Ck.	1126	06/10/2016	Ben E Keith	03-1010 · FSB - Petty Cash Ck.ing #3232		-177.60
				03-6547 · Beer/Wine	-177.60	177.60
TOTAL					-177.60	177.60

Recreation & Country Club Division
Check Detail
June 2016

Type	Num	Date	Name	Account	Paid Amount	Original Amount
Ck.	1127	06/10/2016	Ben E Keith	03-1010 · FSB - Petty Cash Ck.ing #3232		-105.75
				03-6547 · Beer/Wine	-105.75	105.75
TOTAL					-105.75	105.75
Ck.	1128	06/16/2016	Twin Liquors	03-1010 · FSB - Petty Cash Ck.ing #3232		-272.86
				03-6548 · Liquor Expense	-191.62	191.62
				03-6547 · Beer/Wine	-61.74	61.74
				03-6550 · Beverage Expense	-19.50	19.50
TOTAL					-272.86	272.86
Ck.	1129	06/17/2016	Ben E Keith	03-1010 · FSB - Petty Cash Ck.ing #3232		-174.80
				03-6547 · Beer/Wine	-174.80	174.80
TOTAL					-174.80	174.80
Ck.	1130	06/17/2016	Keg 1	03-1010 · FSB - Petty Cash Ck.ing #3232		-798.65
				03-6547 · Beer/Wine	-798.65	798.65
TOTAL					-798.65	798.65
Ck.	1131	06/22/2016	Cash	03-1010 · FSB - Petty Cash Ck.ing #3232		-37.50
				03-2026 · Sales Tax Payable	-37.50	37.50
TOTAL					-37.50	37.50
Ck.	1132	06/23/2016	Sam's Club	03-1010 · FSB - Petty Cash Ck.ing #3232		-178.45
				03-6101 · Misc. House Expense	-76.65	76.65
				03-6549 · Food Exp	-101.80	101.80
TOTAL					-178.45	178.45
Ck.	1224	06/08/2016	Susan Ranow	03-1010 · FSB - Petty Cash Ck.ing #3232		-68.30
				03-6163 · Inventory/Cash Shortages	-68.30	68.30
TOTAL					-68.30	68.30
Bill Pmt -Ck.	1363	06/03/2016	4-T Propane, LLC	03-1012 · FSB - Ck.ing Acct #1910		-262.50
Bill	11046	05/31/2016		03-6053 · Propane	-262.50	262.50
TOTAL					-262.50	262.50
Bill Pmt -Ck.	1364	06/03/2016	Acushnet Company	03-1012 · FSB - Ck.ing Acct #1910		-457.06
Bill	902628396	05/27/2016		03-6160 · Inventory Purchased	-457.06	457.06
TOTAL					-457.06	457.06
Bill Pmt -Ck.	1365	06/03/2016	Ben E. Keith	03-1012 · FSB - Ck.ing Acct #1910		-1,794.87

Recreation & Country Club Division
Check Detail
June 2016

Type	Num	Date	Name	Account	Paid Amount	Original Amount
Bill	73972839	05/18/2016		03-6160 · Inventory Purchased	-61.32	61.32
Bill	73972840	05/18/2016		03-6549 · Food Exp	-538.23	538.23
				03-6545 · Restaurant-Consumable Supplies	-253.17	253.17
Bill	73979220	05/25/2016		03-6549 · Food Exp	-826.05	826.05
				03-6545 · Restaurant-Consumable Supplies	-95.75	95.75
Bill	73979219	05/25/2016		03-6123 · Pro-Shop Consumable Supplies	-20.35	20.35
TOTAL					-1,794.87	1,794.87
Bill Pmt -Ck.	1366	06/03/2016	Card Service Center	03-1012 · FSB - Ck.ing Acct #1910		-1,249.84
Bill	May 2016 (114	05/29/2016		03-6040 · Office Supplies	-84.59	87.98
				03-6160 · Inventory Purchased	-537.41	558.89
				03-6122 · Miscellaneous and Supplies	-267.23	277.91
				03-6150 · Dues & Fees	-330.78	344.00
				03-6122 · Miscellaneous and Supplies	-29.83	31.02
TOTAL					-1,249.84	1,299.80
Bill Pmt -Ck.	1367	06/03/2016	City of Marble Falls	03-1012 · FSB - Ck.ing Acct #1910		-92.85
Bill	April to May 20	05/16/2016		03-6346 · Sewer & Water	-92.85	92.85
TOTAL					-92.85	92.85
Bill Pmt -Ck.	1368	06/03/2016	City of Meadowlakes_PWD	03-1012 · FSB - Ck.ing Acct #1910		-523.75
Bill	May 2016 #75	05/23/2016		03-6346 · Sewer & Water	-36.05	36.05
Bill	May 2016 # 47	05/23/2016		03-6346 · Sewer & Water	-68.65	68.65
Bill	May 2016 #488	05/23/2016		03-6055 · Utilities-Water & Sewer	-251.43	251.43
				03-6055 · Utilities-Water & Sewer	-167.62	167.62
TOTAL					-523.75	523.75
Bill Pmt -Ck.	1369	06/03/2016	Ford & Crew Hwd.	03-1012 · FSB - Ck.ing Acct #1910		-59.35
Bill	May 2016	05/25/2016		03-6380 · Other Grounds Maint Exp	-27.97	27.97
				03-6122 · Miscellaneous and Supplies	-5.97	5.97
				03-6101 · Misc. House Expense	-25.41	25.41
TOTAL					-59.35	59.35
Bill Pmt -Ck.	1370	06/03/2016	Gail's Flags, Inc.	03-1012 · FSB - Ck.ing Acct #1910		-1,097.37
Bill	131526	05/20/2016		03-6380 · Other Grounds Maint Exp	-1,097.37	1,097.37
TOTAL					-1,097.37	1,097.37
Bill Pmt -Ck.	1371	06/03/2016	James Raef / Services Inc.	03-1012 · FSB - Ck.ing Acct #1910		-81.43
Bill	526162	05/26/2016		03-6565 · Equipment Maint & Repair	-81.43	81.43
TOTAL					-81.43	81.43
Bill Pmt -Ck.	1372	06/03/2016	Summer Riley	03-1012 · FSB - Ck.ing Acct #1910		-143.44
Bill	5/18/16-5/27/16	05/27/2016		03-6512 · Wages - Part Time/Seasonal	-143.44	143.44
TOTAL					-143.44	143.44

Recreation & Country Club Division
Check Detail
June 2016

Type	Num	Date	Name	Account	Paid Amount	Original Amount
Bill Pmt -Ck.	1373	06/07/2016	All Corners Cleaning	03-1012 · FSB - Ck.ing Acct #1910		-585.00
Bill	6961	06/01/2016		03-6081 · Cleaning Service	-351.00	351.00
				03-6081 · Cleaning Service	-234.00	234.00
TOTAL					<u>-585.00</u>	<u>585.00</u>
Bill Pmt -Ck.	1374	06/07/2016	AlSCO, Inc.	03-1012 · FSB - Ck.ing Acct #1910		-203.30
Bill	May 2016 state	05/31/2016		03-6573 · Linen	-203.30	203.30
TOTAL					<u>-203.30</u>	<u>203.30</u>
Bill Pmt -Ck.	1375	06/07/2016	C & M Air Cooled	03-1012 · FSB - Ck.ing Acct #1910		-41.58
Bill	5/31/16 statem	05/31/2016		03-6329 · Equipment Maint & Repair	-41.58	41.58
TOTAL					<u>-41.58</u>	<u>41.58</u>
Bill Pmt -Ck.	1376	06/07/2016	Frontier Communications	03-1012 · FSB - Ck.ing Acct #1910		-170.29
Bill	5/28/16 statem	05/28/2016		03-6050 · Telephone	-56.77	56.77
				03-6050 · Telephone	-113.52	113.52
TOTAL					<u>-170.29</u>	<u>170.29</u>
Bill Pmt -Ck.	1377	06/07/2016	Gail's Flags, Inc.	03-1012 · FSB - Ck.ing Acct #1910		-235.38
Bill	131619	05/26/2016		03-6380 · Other Grounds Maint Exp	-235.38	235.38
TOTAL					<u>-235.38</u>	<u>235.38</u>
Bill Pmt -Ck.	1378	06/07/2016	LCRA	03-1012 · FSB - Ck.ing Acct #1910		-453.21
Bill	5/31/16 statem	05/31/2016		03-6370 · Raw Water Purchase	-453.21	453.21
TOTAL					<u>-453.21</u>	<u>453.21</u>
Bill Pmt -Ck.	1379	06/07/2016	Picayune Phone Book	03-1012 · FSB - Ck.ing Acct #1910		-76.67
Bill	6-1-16 stateme	06/01/2016		03-6045 · Advertising	-76.67	76.67
TOTAL					<u>-76.67</u>	<u>76.67</u>
Bill Pmt -Ck.	1380	06/07/2016	Professional Turf Prod	03-1012 · FSB - Ck.ing Acct #1910		-527.67
Bill	1337526-00	05/31/2016		03-6329 · Equipment Maint & Repair	-527.67	527.67
TOTAL					<u>-527.67</u>	<u>527.67</u>
Bill Pmt -Ck.	1381	06/07/2016	Schaeffer Mfg. Co.	03-1012 · FSB - Ck.ing Acct #1910		-165.65
Bill	RCX1079-INV1	05/26/2016		03-6320 · Fuel & Lubricants	-165.65	165.65
TOTAL					<u>-165.65</u>	<u>165.65</u>
Bill Pmt -Ck.	1382	06/07/2016	Wilson Sporting Goods	03-1012 · FSB - Ck.ing Acct #1910		-88.15
Bill	4520188667	05/25/2016		03-6160 · Inventory Purchased	-88.15	88.15

Recreation & Country Club Division

Check Detail

June 2016

Type	Num	Date	Name	Account	Paid Amount	Original Amount
TOTAL					-88.15	88.15
Bill Pmt -Ck.	1383	06/08/2016	Foxworth-Galbraith	03-1012 · FSB - Ck.ing Acct #1910		-1,099.14
Bill	5/31/16 statem	05/31/2016		03-6915 · Pro-Shop Bldg. R&M	-1,099.14	1,099.14
TOTAL					-1,099.14	1,099.14
Bill Pmt -Ck.	1384	06/16/2016	4-T Propane, LLC	03-1012 · FSB - Ck.ing Acct #1910		-465.00
Bill	13327	06/10/2016		03-6053 · Propane	-465.00	465.00
TOTAL					-465.00	465.00
Bill Pmt -Ck.	1385	06/16/2016	Alexandra Steward	03-1012 · FSB - Ck.ing Acct #1910		-72.00
Bill	6/1/16 to 6/11/1	06/09/2016		03-6512 · Wages - Part Time/Seasonal	-72.00	72.00
TOTAL					-72.00	72.00
Bill Pmt -Ck.	1386	06/16/2016	All Court Fabrics	03-1012 · FSB - Ck.ing Acct #1910		-5,073.84
Bill	5535	06/01/2016		03-6430 · Maint & Repair	-5,073.84	5,073.84
TOTAL					-5,073.84	5,073.84
Bill Pmt -Ck.	1387	06/16/2016	Ben E. Keith	03-1012 · FSB - Ck.ing Acct #1910		-2,111.06
Bill	73985596	06/01/2016		03-6549 · Food Exp	-868.25	868.25
Bill	73985595	06/01/2016		03-6101 · Misc. House Expense	-93.65	93.65
Bill	98714965	06/07/2016		03-6160 · Inventory Purchased	-122.64	122.64
Bill	73992584	06/08/2016		03-6122 · Miscellaneous and Supplies	-38.38	38.38
				03-6560 · Equipment Rental	-70.00	70.00
				03-6549 · Food Exp	-817.08	817.08
				03-6101 · Misc. House Expense	-101.06	101.06
TOTAL					-2,111.06	2,111.06
Bill Pmt -Ck.	1388	06/16/2016	Board Tronics	03-1012 · FSB - Ck.ing Acct #1910		-526.36
Bill	8936717	06/09/2016		03-6332 · Irrigation Repair & Maint.	-526.36	526.36
TOTAL					-526.36	526.36
Bill Pmt -Ck.	1389	06/16/2016	Cleveland Golf/SRIXON	03-1012 · FSB - Ck.ing Acct #1910		-518.50
Bill	4708324	06/09/2016		03-6160 · Inventory Purchased	-518.50	518.50
TOTAL					-518.50	518.50
Bill Pmt -Ck.	1390	06/16/2016	Ewing	03-1012 · FSB - Ck.ing Acct #1910		-376.68
Bill	5/31/16 statem	06/01/2016		03-6332 · Irrigation Repair & Maint.	-376.68	376.68
TOTAL					-376.68	376.68
Bill Pmt -Ck.	1391	06/16/2016	Kali Renea Thompson	03-1012 · FSB - Ck.ing Acct #1910		-87.00
Bill	6/5/16 to 6/12/1	06/14/2016		03-6512 · Wages - Part Time/Seasonal	-87.00	87.00

Recreation & Country Club Division
Check Detail
June 2016

Type	Num	Date	Name	Account	Paid Amount	Original Amount
TOTAL					-87.00	87.00
Bill Pmt -Ck.	1392	06/16/2016	Meadowlakes POA	03-1012 · FSB - Ck.ing Acct #1910		-12,708.03
Bill	Invoice #3	06/18/2016		03-6362 · Machinery Lease	-10,690.42	10,690.42
				03-6363 · Machinery Interest	-1,135.74	1,135.74
Bill	Invoice 123	06/20/2016		03-6362 · Machinery Lease	-821.28	821.28
				03-6363 · Machinery Interest	-60.59	60.59
TOTAL					-12,708.03	12,708.03
Bill Pmt -Ck.	1393	06/16/2016	Meadowlakes Utility Fund	03-1012 · FSB - Ck.ing Acct #1910		-1,275.69
Bill	May 16 Payabl	06/10/2016		03-6622 · Maint & Repair	-62.91	62.91
				03-6380 · Other Grounds Maint Exp	-333.04	333.04
				03-6102 · Building Repair & Maintenance	-168.30	168.30
				03-6102 · Building Repair & Maintenance	-73.66	73.66
				03-6572 · Other Misc. Restaurant Expenses	-68.00	68.00
				03-6040 · Office Supplies	-59.99	59.99
				03-6400 · Tennis Expenditures	-239.80	239.80
				03-6101 · Misc. House Expense	-32.99	32.99
				03-6332 · Irrigation Repair & Maint.	-139.00	139.00
				03-6042 · Postage	-98.00	98.00
TOTAL					-1,275.69	1,275.69
Bill Pmt -Ck.	1394	06/16/2016	PEC	03-1012 · FSB - Ck.ing Acct #1910		-1,607.34
Bill	May 2016	06/09/2016		03-6052 · Electric	-855.88	855.88
				03-6052 · Electric	-366.80	366.80
				03-6225 · Electric	-126.76	126.76
				03-6342 · Electric - Maint. Building	-257.90	257.90
TOTAL					-1,607.34	1,607.34
Bill Pmt -Ck.	1395	06/16/2016	Pinnacle Propane	03-1012 · FSB - Ck.ing Acct #1910		-833.20
Bill	05881	06/01/2016		03-6320 · Fuel & Lubricants	-833.20	833.20
TOTAL					-833.20	833.20
Bill Pmt -Ck.	1396	06/16/2016	Republic Services #843	03-1012 · FSB - Ck.ing Acct #1910		-144.32
Bill	1207303	06/10/2016		03-6346 · Sewer & Water	-144.32	144.32
TOTAL					-144.32	144.32
Bill Pmt -Ck.	1397	06/16/2016	Reynesther Cain	03-1012 · FSB - Ck.ing Acct #1910		-333.50
Bill	6/1/16 to 6/10/1	06/14/2016		03-6512 · Wages - Part Time/Seasonal	-333.50	333.50
TOTAL					-333.50	333.50
Bill Pmt -Ck.	1398	06/16/2016	Summer Riley	03-1012 · FSB - Ck.ing Acct #1910		-122.48
Bill	5/29/16 to 6/12.	06/14/2016		03-6512 · Wages - Part Time/Seasonal	-122.48	122.48
TOTAL					-122.48	122.48

Recreation & Country Club Division
Check Detail
June 2016

Type	Num	Date	Name	Account	Paid Amount	Original Amount
Bill Pmt -Ck.	1399	06/16/2016	Texas Earth, Inc.	03-1012 · FSB - Ck.ing Acct #1910		-470.57
Bill	3924	06/07/2016		03-6322 · Fertilizer	-470.57	470.57
TOTAL					-470.57	470.57
Bill Pmt -Ck.	1400	06/23/2016	Trimax Mowing Sys	03-1012 · FSB - Ck.ing Acct #1910		-625.86
Bill	SI-00002256	06/17/2016		03-6329 · Equipment Maint & Repair	-625.86	625.86
TOTAL					-625.86	625.86
Bill Pmt -Ck.	1401	06/23/2016	C & M Air Cooled	03-1012 · FSB - Ck.ing Acct #1910		-266.59
Bill	687493	06/18/2016		03-6329 · Equipment Maint & Repair	-266.59	266.59
TOTAL					-266.59	266.59
Bill Pmt -Ck.	1402	06/23/2016	Prolink Sports	03-1012 · FSB - Ck.ing Acct #1910		-541.24
Bill	001	06/20/2016		03-6430 · Maint & Repair	-541.24	541.24
TOTAL					-541.24	541.24
Bill Pmt -Ck.	1403	06/23/2016	Fox Mail	03-1012 · FSB - Ck.ing Acct #1910		-195.00
Bill	9955	06/15/2016		03-6045 · Advertising	-195.00	195.00
TOTAL					-195.00	195.00
Bill Pmt -Ck.	1404	06/23/2016	Burnet County Tax	03-1012 · FSB - Ck.ing Acct #1910		-750.00
Bill	6/10/16 invoice	06/10/2016		03-6561 · Liquor License	-750.00	750.00
TOTAL					-750.00	750.00
Bill Pmt -Ck.	1405	06/28/2016	Stahr Ice	03-1012 · FSB - Ck.ing Acct #1910		-150.00
Bill	086317	06/28/2016		03-6123 · Pro-Shop Consumable Supplies	-75.00	75.00
				03-6545 · Restaurant-Consumable Supplies	-75.00	75.00
TOTAL					-150.00	150.00
Bill Pmt -Ck.	1406	06/30/2016	Alexandra Steward	03-1012 · FSB - Ck.ing Acct #1910		-112.65
Bill	6/14 to 6/23/16	06/23/2016		03-6512 · Wages - Part Time/Seasonal	-112.65	112.65
TOTAL					-112.65	112.65
Bill Pmt -Ck.	1407	06/30/2016	All Star Pro Golf, Inc.	03-1012 · FSB - Ck.ing Acct #1910		-354.78
Bill	254108	06/21/2016		03-6123 · Pro-Shop Consumable Supplies	-354.78	354.78
TOTAL					-354.78	354.78
Bill Pmt -Ck.	1408	06/30/2016	Alsco, Inc.	03-1012 · FSB - Ck.ing Acct #1910		-32.83
Bill	LSAT190073	06/24/2016		03-6573 · Linen	-32.83	32.83
TOTAL					-32.83	32.83

Recreation & Country Club Division
Check Detail
June 2016

Type	Num	Date	Name	Account	Paid Amount	Original Amount
Bill Pmt -Ck.	1409	06/30/2016	Ben E. Keith	03-1012 · FSB - Ck.ing Acct #1910		-2,149.85
Bill	73999418	06/15/2016		03-6549 · Food Exp	-849.78	849.78
Bill	73999419	06/15/2016		03-6545 · Restaurant-Consumable Supplies	-247.05	247.05
Bill	74006768	06/22/2016		03-6160 · Inventory Purchased	-61.32	61.32
Bill	74006769	06/22/2016		03-6549 · Food Exp	-780.87	780.87
				03-6101 · Misc. House Expense	-141.79	141.79
				03-6160 · Inventory Purchased	-30.66	30.66
				03-6122 · Miscellaneous and Supplies	-38.38	38.38
TOTAL					-2,149.85	2,149.85
Bill Pmt -Ck.	1410	06/30/2016	Elizabeth Celeste Sanders	03-1012 · FSB - Ck.ing Acct #1910		-69.48
Bill	6/9 to 6/23/16	06/24/2016		03-6512 · Wages - Part Time/Seasonal	-69.48	69.48
TOTAL					-69.48	69.48
Bill Pmt -Ck.	1411	06/30/2016	Kayla Rose Moon	03-1012 · FSB - Ck.ing Acct #1910		-93.88
Bill	6/16 to 6/26/16	06/27/2016		03-6512 · Wages - Part Time/Seasonal	-93.88	93.88
TOTAL					-93.88	93.88
Bill Pmt -Ck.	1412	06/30/2016	Kingsland Air	03-1012 · FSB - Ck.ing Acct #1910		-430.00
Bill	21612	06/01/2016		03-6565 · Equipment Maint & Repair	-160.00	160.00
Bill	TP1506	06/30/2016		03-6565 · Equipment Maint & Repair	-270.00	270.00
TOTAL					-430.00	430.00
Bill Pmt -Ck.	1413	06/30/2016	Northland Comm	03-1012 · FSB - Ck.ing Acct #1910		-25.97
Bill		06/30/2016		03-6520 · Television-Clubhouse	-25.97	25.97
TOTAL					-25.97	25.97
Bill Pmt -Ck.	1414	06/30/2016	Professional Turf Prod	03-1012 · FSB - Ck.ing Acct #1910		-145.90
Bill	1340519-00	06/14/2016		03-6329 · Equipment Maint & Repair	-145.90	145.90
TOTAL					-145.90	145.90
Bill Pmt -Ck.	1415	06/30/2016	Reynesther Cain	03-1012 · FSB - Ck.ing Acct #1910		-497.00
Bill	6/15 to 6/24/16	06/24/2016		03-6512 · Wages - Part Time/Seasonal	-497.00	497.00
TOTAL					-497.00	497.00
Bill Pmt -Ck.	1416	06/30/2016	Summer Riley	03-1012 · FSB - Ck.ing Acct #1910		-64.00
Bill	6/19 to 6/26/16	06/26/2016		03-6512 · Wages - Part Time/Seasonal	-64.00	64.00
TOTAL					-64.00	64.00
Bill Pmt -Ck.	1417	06/30/2016	The Business Center	03-1012 · FSB - Ck.ing Acct #1910		-89.99
Bill	120323	06/22/2016		03-6040 · Office Supplies	-89.99	89.99

Recreation & Country Club Division
Check Detail
June 2016

<u>Type</u>	<u>Num</u>	<u>Date</u>	<u>Name</u>	<u>Account</u>	<u>Paid Amount</u>	<u>Original Amount</u>
TOTAL					-89.99	89.99
Bill Pmt -Ck.	1418	06/30/2016	Trimax Mowing Sys	03-1012 · FSB - Ck.ing Acct #1910		-292.51
Bill	SI-00002307	06/21/2016		03-6329 · Equipment Maint & Repair	-292.51	292.51
TOTAL					-292.51	292.51
Total Recreation Fund Disbursements June 2016						53,797.20

Payroll -June 16

Semi-Weekly Payroll Ending June 10, 2016

Fund	Total Payroll	Retirement Expense	FICA Expense	Total Expense
General Fund	\$ 7,896.45	\$ 108.29	\$ 604.08	\$ 8,608.82
Utility Fund	\$ 12,618.29	\$ 182.97	\$ 965.30	\$ 13,766.56
Recreation Fund	\$ 17,174.31	\$ 182.99	\$ 1,313.83	\$ 18,671.13
Total Payroll Expense				\$ 41,046.51

Semi-Weekly Payroll Ending June 24, 2016

General Fund	\$ 5,545.92	\$ 74.21	\$ 424.26	\$ 6,044.39
Utility Fund	\$ 15,065.67	\$ 218.45	\$ 1,152.52	\$ 16,436.64
Recreation Fund	\$ 18,476.56	\$ 205.07	\$ 1,413.46	\$ 20,095.09
Total Payroll Expense				\$ 42,576.12

Monthly Payroll ending June 27, 2016 - Officers

General Fund	\$ 1,534.00	\$ -	\$ 117.35	\$ 1,651.35
Total Payroll Expense				\$ 1,651.35

Monthly Totals

General Fund	\$ 14,976.37	\$ 182.50	\$ 1,145.69	
Utility Fund	\$ 27,683.96	\$ 401.42	\$ 2,117.82	
Recreation Fund	\$ 35,650.87	\$ 388.06	\$ 2,727.29	
Total	\$ 78,311.20	\$ 971.98	\$ 5,990.80	