

Judge of Probate Court Incumbent (Vote for 1)

Precinct	Times Cast	Registered Voters	Precinct	County	Michael L. Jaconette	Write-in	Total Votes	Unresolved Write-in
Calhoun County Michigan								
City of Albion, Precinct 1	400	1,123	City of Albion, Precinct 1	Calhoun County Michigan	256 64.00%	15 3.75%	256	15
City of Albion, Precinct 2	300	932	City of Albion, Precinct 2	Calhoun County Michigan	173 57.67%	24 8.00%	173	24
City of Albion, Precinct 3	494	1,116	City of Albion, Precinct 3	Calhoun County Michigan	286 57.89%	9 1.82%	286	9
City of Albion, Precinct 4	351	861	City of Albion, Precinct 4	Calhoun County Michigan	218 62.11%	15 4.27%	218	15
City of Albion, Precinct 5	490	1,020	City of Albion, Precinct 5	Calhoun County Michigan	299 61.02%	8 1.63%	299	8
City of Albion, Precinct 6	328	572	City of Albion, Precinct 6	Calhoun County Michigan	186 56.71%	7 2.13%	186	7
City of Battle Creek, Precinct 1	483	1,972	City of Battle Creek, Precinct 1	Calhoun County Michigan	307 63.56%	20 4.14%	307	20
City of Battle Creek, Precinct 2	564	1,294	City of Battle Creek, Precinct 2	Calhoun County Michigan	355 62.94%	7 1.24%	355	7
City of Battle Creek, Precinct 3	1,264	2,166	City of Battle Creek, Precinct 3	Calhoun County Michigan	865 68.43%	10 0.79%	865	10
City of Battle Creek, Precinct 4	798	2,216	City of Battle Creek, Precinct 4	Calhoun County Michigan	538 67.42%	8 1.00%	538	8
City of Battle Creek, Precinct 5	1,161	1,847	City of Battle Creek, Precinct 5	Calhoun County Michigan	775 66.75%	11 0.95%	775	11
City of Battle Creek, Precinct 6	1,128	1,848	City of Battle Creek, Precinct 6	Calhoun County Michigan	726 64.36%	11 0.96%	726	11
City of Battle Creek, Precinct 7	290	1,589	City of Battle Creek, Precinct 7	Calhoun County Michigan	180 62.07%	11 3.79%	180	11
City of Battle Creek, Precinct 8	1,295	2,049	City of Battle Creek, Precinct 8	Calhoun County Michigan	842 65.02%	9 0.69%	842	9
City of Battle Creek, Precinct 9	809	1,552	City of Battle Creek, Precinct 9	Calhoun County Michigan	534 66.01%	16 1.98%	534	16
City of Battle Creek, Precinct 10	789	2,159	City of Battle Creek, Precinct 10	Calhoun County Michigan	478 60.58%	12 1.52%	478	12
City of Battle Creek, Precinct 11	1,049	3,039	City of Battle Creek, Precinct 11	Calhoun County Michigan	651 62.06%	18 1.72%	651	18
City of Battle Creek, Precinct 12	513	1,917	City of Battle Creek, Precinct 12	Calhoun County Michigan	340 66.28%	19 3.70%	340	19
City of Battle Creek, Precinct 13	540	1,992	City of Battle Creek, Precinct 13	Calhoun County Michigan	340 62.96%	20 3.70%	340	20
City of Battle Creek, Precinct 15	1,191	2,179	City of Battle Creek, Precinct 15	Calhoun County Michigan	745 62.55%	12 1.01%	745	12
City of Battle Creek, Precinct 17	885	2,458	City of Battle Creek, Precinct 17	Calhoun County Michigan	545 61.58%	30 3.39%	545	30
City of Battle Creek, Precinct 18	432	2,047	City of Battle Creek, Precinct 18	Calhoun County Michigan	268 62.04%	12 2.78%	268	12
City of Battle Creek, Precinct 19	382	1,337	City of Battle Creek, Precinct 19	Calhoun County Michigan	231 60.47%	10 2.62%	231	10
City of Battle Creek, Precinct 20	1,187	1,885	City of Battle Creek, Precinct 20	Calhoun County Michigan	757 63.77%	9 0.76%	757	9
City of Battle Creek, Precinct 21	647	2,443	City of Battle Creek, Precinct 21	Calhoun County Michigan	431 66.62%	18 2.78%	431	18
City of Battle Creek, Precinct 22	657	1,667	City of Battle Creek, Precinct 22	Calhoun County Michigan	428 65.14%	14 2.13%	428	14
City of Battle Creek, Precinct 23	843	1,966	City of Battle Creek, Precinct 23	Calhoun County Michigan	548 65.01%	15 1.78%	548	15
City of Marshall, Precinct 1	1,624	3,019	City of Marshall, Precinct 1	Calhoun County Michigan	1,010 62.19%	16 0.99%	1,010	16
City of Marshall, Precinct 2	1,638	2,808	City of Marshall, Precinct 2	Calhoun County Michigan	1,050 64.10%	13 0.79%	1,050	13
City of Springfield, Precinct 1	813	1,942	City of Springfield, Precinct 1	Calhoun County Michigan	549 67.53%	11 1.35%	549	11
City of Springfield, Precinct 2	608	2,042	City of Springfield, Precinct 2	Calhoun County Michigan	379 62.34%	6 0.99%	379	6
Albion Township, Precinct 1	528	923	Albion Township, Precinct 1	Calhoun County Michigan	322 60.98%	6 1.14%	322	6
Athens Township, Precinct 1	1,043	1,909	Athens Township, Precinct 1	Calhoun County Michigan	652 62.51%	8 0.77%	652	8
Bedford Charter Township, Precinct 1	1,215	1,996	Bedford Charter Township, Precinct 1	Calhoun County Michigan	763 62.80%	15 1.23%	763	15
Bedford Charter Township, Precinct 2	1,296	2,769	Bedford Charter Township, Precinct 2	Calhoun County Michigan	843 65.05%	25 1.93%	843	25
Bedford Charter Township, Precinct 3	1,388	3,077	Bedford Charter Township, Precinct 3	Calhoun County Michigan	851 61.31%	18 1.30%	851	18

Judge of Probate Court Incumbent (Vote for 1)

Precinct	Times Cast	Registered Voters	Precinct	County	Michael L Jaconette	Write-in	Total Votes	Unresolved Write-In
				Calhoun County Michigan				
Burlington Township, Precinct 1	854	1,524	Burlington Township, Precinct 1	Calhoun County Michigan	519 60.77%	9 1.05%	519	9
Clarence Township, Precinct 1	986	1,661	Clarence Township, Precinct 1	Calhoun County Michigan	594 60.24%	5 0.51%	594	5
Clarendon Township, Precinct 1	501	942	Clarendon Township, Precinct 1	Calhoun County Michigan	264 52.69%	6 1.20%	264	6
Convis Township, Precinct 1	715	1,257	Convis Township, Precinct 1	Calhoun County Michigan	469 65.59%	12 1.68%	469	12
Eckford Township, Precinct 1	716	1,056	Eckford Township, Precinct 1	Calhoun County Michigan	450 62.85%	6 0.84%	450	6
Emmett Charter Township, Precinct 1	722	2,226	Emmett Charter Township, Precinct 1	Calhoun County Michigan	450 62.33%	15 2.08%	450	15
Emmett Charter Township, Precinct 2	1,369	2,364	Emmett Charter Township, Precinct 2	Calhoun County Michigan	858 62.67%	17 1.24%	858	17
Emmett Charter Township, Precinct 3	1,042	2,420	Emmett Charter Township, Precinct 3	Calhoun County Michigan	635 60.94%	23 2.21%	635	23
Emmett Charter Township, Precinct 4	1,742	2,818	Emmett Charter Township, Precinct 4	Calhoun County Michigan	1,042 59.82%	18 1.03%	1,042	18
Fredonia Township, Precinct 1	828	1,471	Fredonia Township, Precinct 1	Calhoun County Michigan	534 64.49%	9 1.09%	534	9
Homer Township, Precinct 1	974	1,995	Homer Township, Precinct 1	Calhoun County Michigan	625 64.17%	20 2.05%	625	20
Lee Township, Precinct 1	486	871	Lee Township, Precinct 1	Calhoun County Michigan	312 64.20%	1 0.21%	312	1
Leroy Township, Precinct 1	1,191	1,749	Leroy Township, Precinct 1	Calhoun County Michigan	727 61.04%	6 0.50%	727	6
Leroy Township, Precinct 2	979	1,546	Leroy Township, Precinct 2	Calhoun County Michigan	574 58.63%	10 1.02%	574	10
Marengo Township, Precinct 1	1,012	1,889	Marengo Township, Precinct 1	Calhoun County Michigan	625 61.76%	12 1.19%	625	12
Marshall Township, Precinct 1	1,763	2,697	Marshall Township, Precinct 1	Calhoun County Michigan	1,130 64.10%	29 1.64%	1,130	29
Newton Township, Precinct 1	1,437	2,376	Newton Township, Precinct 1	Calhoun County Michigan	825 57.41%	18 1.25%	825	18
Pennfield Charter Township, Precinct 1	1,500	2,729	Pennfield Charter Township, Precinct 1	Calhoun County Michigan	912 60.80%	16 1.07%	912	16
Pennfield Charter Township, Precinct 2	940	2,321	Pennfield Charter Township, Precinct 2	Calhoun County Michigan	599 63.72%	17 1.81%	599	17
Pennfield Charter Township, Precinct 3	1,461	2,335	Pennfield Charter Township, Precinct 3	Calhoun County Michigan	939 64.27%	9 0.62%	939	9
Sheridan Township, Precinct 1	629	1,444	Sheridan Township, Precinct 1	Calhoun County Michigan	370 58.82%	11 1.75%	370	11
Tekonsha Township, Precinct 1	685	1,345	Tekonsha Township, Precinct 1	Calhoun County Michigan	451 65.84%	10 1.46%	451	10
Calhoun County Michigan - Total	51,955	108,767	Calhoun County Michigan - Total	Calhoun County Michigan	32,625 62.79%	767 1.48%	32,625	767
				Cumulative				
Cumulative	0	0	Cumulative	Calhoun County Michigan	0	0	0	0
Cumulative - Total	0	0	Cumulative - Total	Calhoun County Michigan	0	0	0	0
County - Total	51,955	108,767	County - Total	Calhoun County Michigan	32,625 62.79%	767 1.48%	32,625	767

Judge of Probate Court Incumbent (Vote for 1)

Precinct	County	Times Cast	Registered Voters	Precinct	County	Michael L. Jaconette	Write-in	Total Votes	Unresolved Write-In
	Calhoun County Michigan				Calhoun County Michigan				

CERTIFICATE OF DETERMINATION
AND/OR
OFFICIAL CANVASS

STATE OF MICHIGAN }
 } SS
COUNTY OF CALHOUN }


The Board of Canvassers of the County of Calhoun, having Ascertained and Canvassed the Votes of the County of Calhoun, for the said General Gubernatorial Election, held on Tuesday, the eighth day of November, 2022.

DO HEREBY CERTIFY AND DETERMINE THAT THE FOLLOWING VOTES WERE CAST


That, Michael L. Jaconette, having received 32,625 (Thirty Two Thousand Six Hundred and Twenty Five) votes, is hereby ELECTED for the office of Judge of Probate Court Incumbent


IN WITNESS WHEREOF, We have hereunto set our hands and affixed the Seal of the County of Calhoun, this 22nd day of November, 2022


Board of County Canvassers




Calhoun County Clerk and Register of Deeds









seal

Judge of District Court 10th District Incumbent (Vote for 1)

Precinct	Times Cast	Registered Voters	Precinct	Jason C. Bomia	Write-in	Total Votes	Unresolved Write-in
County			County				
Calhoun County Michigan			Calhoun County Michigan				
City of Albion, Precinct 1	400	1,123	City of Albion, Precinct 1	239 59.75%	21 5.25%	239	21
City of Albion, Precinct 2	300	932	City of Albion, Precinct 2	171 57.00%	22 7.33%	171	22
City of Albion, Precinct 3	494	1,116	City of Albion, Precinct 3	288 58.30%	11 2.23%	288	11
City of Albion, Precinct 4	351	861	City of Albion, Precinct 4	214 60.97%	16 4.56%	214	16
City of Albion, Precinct 5	490	1,020	City of Albion, Precinct 5	298 60.82%	9 1.84%	298	9
City of Albion, Precinct 6	328	572	City of Albion, Precinct 6	190 57.93%	4 1.22%	190	4
City of Battle Creek, Precinct 1	483	1,972	City of Battle Creek, Precinct 1	296 61.28%	22 4.55%	296	22
City of Battle Creek, Precinct 2	564	1,294	City of Battle Creek, Precinct 2	338 59.93%	9 1.60%	338	9
City of Battle Creek, Precinct 3	1,264	2,166	City of Battle Creek, Precinct 3	791 62.58%	10 0.79%	791	10
City of Battle Creek, Precinct 4	798	2,216	City of Battle Creek, Precinct 4	526 65.91%	14 1.75%	526	14
City of Battle Creek, Precinct 5	1,161	1,847	City of Battle Creek, Precinct 5	738 63.57%	8 0.69%	738	8
City of Battle Creek, Precinct 6	1,128	1,848	City of Battle Creek, Precinct 6	684 60.64%	13 1.15%	684	13
City of Battle Creek, Precinct 7	290	1,589	City of Battle Creek, Precinct 7	180 62.07%	9 3.10%	180	9
City of Battle Creek, Precinct 8	1,295	2,049	City of Battle Creek, Precinct 8	785 60.62%	11 0.85%	785	11
City of Battle Creek, Precinct 9	809	1,552	City of Battle Creek, Precinct 9	516 63.78%	10 1.24%	516	10
City of Battle Creek, Precinct 10	789	2,159	City of Battle Creek, Precinct 10	462 58.56%	15 1.90%	462	15
City of Battle Creek, Precinct 11	1,049	3,039	City of Battle Creek, Precinct 11	634 60.44%	20 1.91%	634	20
City of Battle Creek, Precinct 12	513	1,917	City of Battle Creek, Precinct 12	326 63.55%	20 3.90%	326	20
City of Battle Creek, Precinct 13	540	1,992	City of Battle Creek, Precinct 13	331 61.30%	19 3.52%	331	19
City of Battle Creek, Precinct 15	1,191	2,179	City of Battle Creek, Precinct 15	710 59.61%	13 1.09%	710	13
City of Battle Creek, Precinct 17	885	2,458	City of Battle Creek, Precinct 17	535 60.45%	33 3.73%	535	33
City of Battle Creek, Precinct 18	432	2,047	City of Battle Creek, Precinct 18	260 60.19%	14 3.24%	260	14
City of Battle Creek, Precinct 19	382	1,337	City of Battle Creek, Precinct 19	219 57.33%	11 2.88%	219	11
City of Battle Creek, Precinct 20	1,187	1,885	City of Battle Creek, Precinct 20	724 60.99%	9 0.76%	724	9
City of Battle Creek, Precinct 21	647	2,443	City of Battle Creek, Precinct 21	423 65.38%	22 3.40%	423	22
City of Battle Creek, Precinct 22	657	1,667	City of Battle Creek, Precinct 22	398 60.58%	15 2.28%	398	15
City of Battle Creek, Precinct 23	843	1,966	City of Battle Creek, Precinct 23	529 62.75%	16 1.90%	529	16
City of Marshall, Precinct 1	1,624	3,019	City of Marshall, Precinct 1	1,032 63.55%	14 0.86%	1,032	14
City of Marshall, Precinct 2	1,638	2,808	City of Marshall, Precinct 2	1,074 65.57%	18 1.10%	1,074	18
City of Springfield, Precinct 1	813	1,942	City of Springfield, Precinct 1	534 65.68%	15 1.85%	534	15
City of Springfield, Precinct 2	608	2,042	City of Springfield, Precinct 2	373 61.35%	7 1.15%	373	7
Albion Township, Precinct 1	528	923	Albion Township, Precinct 1	315 59.66%	6 1.14%	315	6
Athens Township, Precinct 1	1,043	1,909	Athens Township, Precinct 1	638 61.17%	8 0.77%	638	8
Bedford Charter Township, Precinct 1	1,215	1,996	Bedford Charter Township, Precinct 1	740 60.91%	17 1.40%	740	17
Bedford Charter Township, Precinct 2	1,296	2,769	Bedford Charter Township, Precinct 2	830 64.04%	26 2.01%	830	26
Bedford Charter Township, Precinct 3	1,388	3,077	Bedford Charter Township, Precinct 3	824 59.37%	14 1.01%	824	14
Burlington Township, Precinct 1	854	1,524	Burlington Township, Precinct 1	515 60.30%	11 1.29%	515	11
Clarence Township, Precinct 1	986	1,661	Clarence Township, Precinct 1	587 59.53%	4 0.41%	587	4

Judge of District Court 10th District Incumbent (Vote for 1)

Precinct	Times Cast	Registered Voters	Precinct	Jason C. Bomia	Write-in	Total Votes	Unresolved Write-In
County			County				
Calhoun County Michigan		Calhoun County Michigan					
Clarendon Township, Precinct 1	501	942	Clarendon Township, Precinct 1	266 53.09%	5 1.00%	266	5
Convis Township, Precinct 1	715	1,257	Convis Township, Precinct 1	463 64.76%	13 1.82%	463	13
Eckford Township, Precinct 1	716	1,056	Eckford Township, Precinct 1	452 63.13%	6 0.84%	452	6
Emmett Charter Township, Precinct 1	722	2,226	Emmett Charter Township, Precinct 1	438 60.66%	18 2.49%	438	18
Emmett Charter Township, Precinct 2	1,369	2,364	Emmett Charter Township, Precinct 2	843 61.58%	14 1.02%	843	14
Emmett Charter Township, Precinct 3	1,042	2,420	Emmett Charter Township, Precinct 3	622 59.69%	19 1.82%	622	19
Emmett Charter Township, Precinct 4	1,742	2,818	Emmett Charter Township, Precinct 4	995 57.12%	23 1.32%	995	23
Fredonia Township, Precinct 1	828	1,471	Fredonia Township, Precinct 1	539 65.10%	7 0.85%	539	7
Homer Township, Precinct 1	974	1,995	Homer Township, Precinct 1	611 62.73%	20 2.05%	611	20
Lee Township, Precinct 1	486	871	Lee Township, Precinct 1	311 63.99%	1 0.21%	311	1
Leroy Township, Precinct 1	1,191	1,749	Leroy Township, Precinct 1	711 59.70%	9 0.76%	711	9
Leroy Township, Precinct 2	979	1,546	Leroy Township, Precinct 2	559 57.10%	8 0.82%	559	8
Marengo Township, Precinct 1	1,012	1,889	Marengo Township, Precinct 1	630 62.25%	12 1.19%	630	12
Marshall Township, Precinct 1	1,763	2,597	Marshall Township, Precinct 1	1,170 66.36%	27 1.53%	1,170	27
Newton Township, Precinct 1	1,437	2,376	Newton Township, Precinct 1	795 55.32%	13 0.90%	795	13
Pennfield Charter Township, Precinct 1	1,500	2,729	Pennfield Charter Township, Precinct 1	877 58.47%	15 1.00%	877	15
Pennfield Charter Township, Precinct 2	940	2,321	Pennfield Charter Township, Precinct 2	567 60.32%	17 1.81%	567	17
Pennfield Charter Township, Precinct 3	1,461	2,335	Pennfield Charter Township, Precinct 3	909 62.22%	10 0.68%	909	10
Sheridan Township, Precinct 1	629	1,444	Sheridan Township, Precinct 1	364 57.87%	7 1.11%	364	7
Tekonsha Township, Precinct 1	685	1,345	Tekonsha Township, Precinct 1	436 63.65%	9 1.31%	436	9
Calhoun County Michigan - Total	51,955	108,767	Calhoun County Michigan - Total	31,825 61.25%	789 1.52%	31,825	789
Cumulative			Cumulative				
Cumulative	0	0	Cumulative	0	0	0	0
Cumulative - Total	0	0	Cumulative - Total	0	0	0	0
County - Total	51,955	108,767	County - Total	31,825 61.25%	789 1.52%	31,825	789

Judge of District Court 10th District Incumbent (Vote for 1)

Precinct	County	Times Cast	Registered Voters	Precinct	County	Jason C. Bomia	Write-in	Total Votes	Unresolved Write-in
Calhoun County Michigan	Calhoun County Michigan			Calhoun County Michigan	Calhoun County Michigan				

CERTIFICATE OF DETERMINATION AND/OR OFFICIAL CANVASS

STATE OF MICHIGAN }
 } SS
 COUNTY OF CALHOUN }


The Board of Canvassers of the County of Calhoun, having Ascertained and Canvassed the Votes of the County of Calhoun, for the said General Gubernatorial Election, held on Tuesday, the eighth day of November, 2022

DO HEREBY CERTIFY AND DETERMINE THAT THE FOLLOWING VOTES WERE CAST

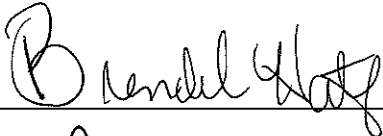
That, Jason C. Bomia, having received 31,825 (Thirty One Thousand Eight Hundred and Twenty Five) votes, is hereby ELECTED for the office of Judge of District Court 10th District Incumbent


IN WITNESS WHEREOF, We have hereunto set our hands and affixed the Seal of the County of Calhoun, this 22nd day of November, 2022


Board of County Canvassers



 Calhoun County Clerk and Register of Deeds









seal

County Commissioner 1st District (Vote for 1)

Precinct	Times Cast	Registered Voters	Precinct	Rochelle Hatcher (DEM)	Dominic Oo (REP)	Write-in	Total Votes	Unresolved Write-In
County			County					
Calhoun County Michigan			Calhoun County Michigan					
City of Battle Creek, Precinct 4	798	2,216	City of Battle Creek, Precinct 4	393 49 25%	371 46 49%	0 0 00%	764	0
City of Battle Creek, Precinct 5	1,161	1,847	City of Battle Creek, Precinct 5	521 44 88%	591 50 90%	0 0 00%	1,112	0
City of Battle Creek, Precinct 7	290	1,589	City of Battle Creek, Precinct 7	189 65 17%	87 30 00%	2 0 69%	276	2
City of Battle Creek, Precinct 12	513	1,917	City of Battle Creek, Precinct 12	420 81 87%	80 15 59%	3 0 58%	500	3
City of Battle Creek, Precinct 20	1,187	1,885	City of Battle Creek, Precinct 20	488 41 11%	628 52 91%	0 0 00%	1,116	0
City of Battle Creek, Precinct 22	657	1,667	City of Battle Creek, Precinct 22	293 44 60%	330 50 23%	0 0 00%	623	0
City of Springfield, Precinct 1	813	1,942	City of Springfield, Precinct 1	352 43 30%	425 52 28%	3 0 37%	777	3
City of Springfield, Precinct 2	608	2,042	City of Springfield, Precinct 2	318 52 30%	262 43 09%	2 0 33%	580	2
Calhoun County Michigan - Total	6,027	15,105	Calhoun County Michigan - Total	2,974 49 34%	2,774 46 03%	10 0 17%	5,748	10
Cumulative			Cumulative					
Cumulative	0	0	Cumulative	0	0	0	0	0
Cumulative - Total	0	0	Cumulative - Total	0	0	0	0	0
County - Total	6,027	15,105	County - Total	2,974 49 34%	2,774 46 03%	10 0 17%	5,748	10

County Commissioner 1st District (Vote for 1)

Precinct	County	Times Cast	Registered Voters	Precinct	County	Rochelle Hatcher (DEM)	Dominic Oo (REP)	Write-in	Total Votes	Unresolved Write-in
	Calhoun County Michigan				Calhoun County Michigan					

CERTIFICATE OF DETERMINATION
AND/OR
OFFICIAL CANVASS

STATE OF MICHIGAN }
 } SS
COUNTY OF CALHOUN }


The Board of Canvassers of the County of Calhoun, having Ascertained and Canvassed the Votes of the County of Calhoun, for the said General Gubernatorial Election, held on Tuesday, the eighth day of November, 2022.

DO HEREBY CERTIFY AND DETERMINE THAT THE FOLLOWING VOTES WERE CAST


That, Rochelle Hatcher, having received 2,974 (Two Thousand Nine Hundred and Seventy Four) votes, is hereby ELECTED for the office of County Commissioner 1st District
That, Dominic Oo, received 2,774 (Two Thousand Seven Hundred and Seventy Four) votes for the office of County Commissioner 1st District


IN WITNESS WHEREOF, We have hereunto set our hands and affixed the Seal of the County of Calhoun, this 22nd day of November, 2022

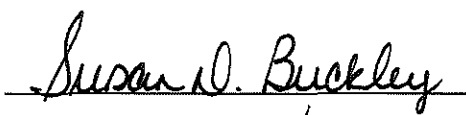
Board of County Canvassers




Calhoun County Clerk and Register of Deeds









seal

County Commissioner 3rd District (Vote for 1)

Precinct	Times Cast	Registered Voters	Precinct	County	Sarah L. Lawrence (DEM)	Kathy-Sue Vette (REP)	Write-in	Total Votes	Unresolved Write-In
Calhoun County Michigan									
City of Battle Creek, Precinct 2	564	1,294	City of Battle Creek, Precinct 2	Calhoun County Michigan	257 45.57%	272 48.23%	3 0.53%	529	3
City of Battle Creek, Precinct 3	1,264	2,166	City of Battle Creek, Precinct 3	Calhoun County Michigan	463 36.63%	747 59.10%	1 0.08%	1,210	1
City of Battle Creek, Precinct 6	1,128	1,848	City of Battle Creek, Precinct 6	Calhoun County Michigan	541 47.96%	541 47.96%	2 0.18%	1,082	2
City of Battle Creek, Precinct 8	1,295	2,049	City of Battle Creek, Precinct 8	Calhoun County Michigan	552 42.63%	677 52.28%	3 0.23%	1,229	3
City of Battle Creek, Precinct 9	809	1,552	City of Battle Creek, Precinct 9	Calhoun County Michigan	379 46.85%	381 47.10%	3 0.37%	760	3
City of Battle Creek, Precinct 11	1,049	3,039	City of Battle Creek, Precinct 11	Calhoun County Michigan	538 51.29%	473 45.09%	1 0.10%	1,011	1
City of Battle Creek, Precinct 13	540	1,992	City of Battle Creek, Precinct 13	Calhoun County Michigan	321 59.44%	188 34.81%	4 0.74%	509	4
City of Battle Creek, Precinct 23	843	1,966	City of Battle Creek, Precinct 23	Calhoun County Michigan	391 46.38%	414 49.11%	3 0.36%	805	3
Calhoun County Michigan - Total	7,492	15,906	Calhoun County Michigan - Total	Calhoun County Michigan	3,442 45.94%	3,693 49.29%	20 0.27%	7,135	20
Cumulative									
Cumulative	0	0	Cumulative	Calhoun County Michigan	0	0	0	0	0
Cumulative - Total	0	0	Cumulative - Total	Calhoun County Michigan	0	0	0	0	0
County - Total	7,492	15,906	County - Total	Calhoun County Michigan	3,442 45.94%	3,693 49.29%	20 0.27%	7,135	20

County Commissioner 3rd District (Vote for 1)

Precinct	County	Times Cast	Registered Voters	Precinct	County	Sarah L. Lawrence (DEM)	Kathy-Sue Vette (REP)	Write-in	Total Votes	Unresolved Write-In
	Calhoun County Michigan			Calhoun County Michigan	Calhoun County Michigan					

CERTIFICATE OF DETERMINATION
AND/OR
OFFICIAL CANVASS


STATE OF MICHIGAN }
 } SS
COUNTY OF CALHOUN }

The Board of Canvassers of the County of Calhoun, having Ascertained and Canvassed the Votes of the County of Calhoun, for the said General Gubernatorial Election, held on Tuesday, the eighth day of November, 2022
DO HEREBY CERTIFY AND DETERMINE THAT THE FOLLOWING VOTES WERE CAST


That, Sarah L. Lawrence, received 3,442 (Three Thousand Four Hundred and Forty Two) votes for the office of County Commissioner 3rd District
That, Kathy-Sue Vette, having received 3,693 (Three Thousand Six Hundred and Ninety Three) votes, is hereby ELECTED for the office of County Commissioner 3rd District

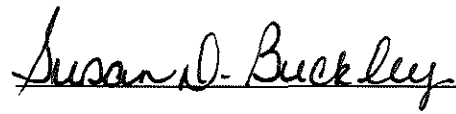
IN WITNESS WHEREOF, We have hereunto set our hands and affixed the Seal of the County of Calhoun, this 22nd day of November, 2022


Board of County Canvassers




Calhoun County Clerk and Register of Deeds









seal

County Commissioner 7th District (Vote for 1)

Precinct	Times Cast	Registered Voters	Precinct	County	Tommy Miller (REP)	Write-in	Total Votes	Unresolved Write-In	
Calhoun County Michigan					Calhoun County Michigan				
City of Albion Precinct 1	400	1,123	City of Albion, Precinct 1		165 41.25%	46 11.50%	165	46	
City of Albion, Precinct 2	300	932	City of Albion, Precinct 2		129 43.00%	36 12.00%	129	36	
City of Albion, Precinct 3	494	1,116	City of Albion, Precinct 3		222 44.94%	39 7.89%	222	39	
City of Albion, Precinct 4	351	861	City of Albion, Precinct 4		196 55.84%	23 6.55%	196	23	
City of Albion, Precinct 5	490	1,020	City of Albion, Precinct 5		236 48.16%	29 5.92%	236	29	
City of Albion, Precinct 6	328	572	City of Albion, Precinct 6		147 44.82%	20 6.10%	147	20	
Albion Township, Precinct 1	528	923	Albion Township, Precinct 1		405 76.70%	12 2.27%	405	12	
Clarence Township, Precinct 1	986	1,661	Clarence Township, Precinct 1		763 77.38%	8 0.81%	763	8	
Eckford Township, Precinct 1	716	1,056	Eckford Township, Precinct 1		577 80.59%	11 1.54%	577	11	
Homer Township, Precinct 1	974	1,995	Homer Township, Precinct 1		803 82.44%	17 1.75%	803	17	
Lee Township, Precinct 1	486	871	Lee Township, Precinct 1		409 84.16%	4 0.82%	409	4	
Marengo Township, Precinct 1	1,012	1,889	Marengo Township, Precinct 1		797 78.75%	11 1.09%	797	11	
Sheridan Township, Precinct 1	629	1,444	Sheridan Township, Precinct 1		455 72.34%	13 2.07%	455	13	
Calhoun County Michigan - Total	7,694	15,463	Calhoun County Michigan - Total		5,304 68.94%	269 3.50%	5,304	269	
Cumulative					Cumulative				
Cumulative	0	0	Cumulative		0	0	0	0	
Cumulative - Total	0	0	Cumulative - Total		0	0	0	0	
County - Total	7,694	15,463	County - Total		5,304 68.94%	269 3.50%	5,304	269	

CERTIFICATE OF DETERMINATION
AND/OR
OFFICIAL CANVASS

STATE OF MICHIGAN }
 } SS
COUNTY OF CALHOUN }


The Board of Canvassers of the County of Calhoun, having Ascertained and Canvassed the Votes of the County of Calhoun, for the said General Gubernatorial Election, held on Tuesday, the eighth day of November, 2022

DO HEREBY CERTIFY AND DETERMINE THAT THE FOLLOWING VOTES WERE CAST

That, Tommy Miller, having received 5,304 (Five Thousand Three Hundred and Four) votes, is hereby ELECTED for the office of County Commissioner 7th District

IN WITNESS WHEREOF, We have hereunto set our hands and affixed the Seal of the County of Calhoun, this 22nd day of November, 2022

Board of County Canvassers



Calhoun County Clerk and Register of Deeds

