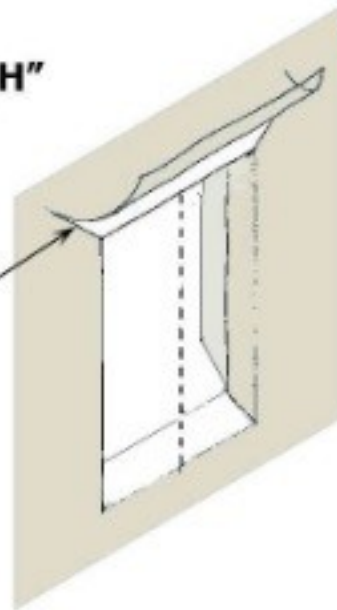


# Flashing Flange-Type Windows

**1. Cut modified "H" in housewrap.**

Make angle cuts at corners and fold up flap



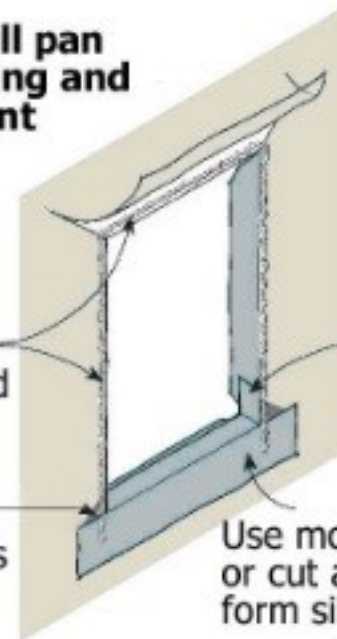
**2. Install pan flashing and sealant**

Sealant along head and sides only

Patch corners

Turn up 6"

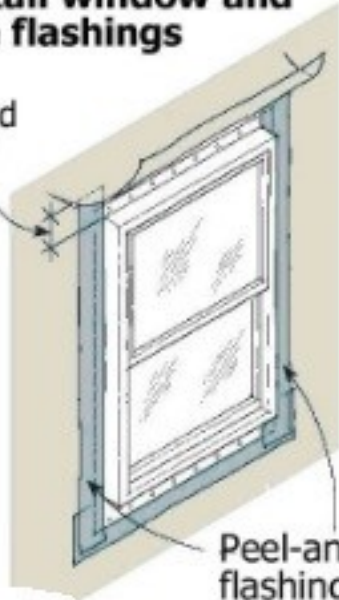
Use moldable flashing, or cut and fold to form sill pan



**3. Install window and side flashings**

Extend up 6"

Peel-and-stick flashing tape



**4. Apply Head Flashing**

Seal tape to sheathing



**5. Tape cuts over head flashing**

