



## Bedford County Board of Commissioners Commissioner Board Meeting

Date: **Tuesday, May 09, 2023**

Time: **7:00 PM**

Location: Bedford County Historic Courthouse, 2nd Floor, Courtroom

### **Agenda**

---

**Call to Order:** Chairman, Mayor Chad D. Graham

**Prayer and Pledge of Allegiance**

**Open Meeting:** Sheriff Austin Swing

**Roll Call:** County Clerk Donna Thomas

**Minutes Approval:**

- [1.](#) Approval of Commission Meeting Minutes from April 11, 2023 - *Placed on the agenda without a recommendation by Rules & Legislative Committee.*

**Elections & Confirmations:**

2. Elect Notaries for June 2022 - *Placed on agenda by Rules & Legislative Committee.*
3. Bedford County Agriculture & Education Center Board Appointment
4. Bedford County Beer Board Appointment
5. Bedford Railroad Authority Appointment

**Presentations:** None.

**Resolutions:** None.

**Additional Items by Standing Committees:**

Rules and Legislative Committee: None.

Law Enforcement Committee: None.

Courthouse and Property Committee: None.

Financial Management Committee:

- [6.](#) Quarterly Financials
- [7.](#) Surplus Property - County

**Other Business:**


**Announcements**

**Adjourn**

/s/ Chad D. Graham  
Chad D. Graham, Bedford County Mayor

**File Attachments for Item:**

1. Approval of Commission Meeting Minutes from April 11, 2023 - *Placed on the agenda without a recommendation by Rules & Legislative Committee.*



## Bedford County Board of Commissioners

### Commissioner Board Meeting

Date: Tuesday, April 11, 2023

Time: 7:00 PM

Location: Bedford County Historic Courthouse, 2nd Floor, Courtroom

### Minutes

**Public Hearing** (to be held prior to the meeting).

### PUBLIC NOTICE

#### The Bedford County Board of Commissioners

1. On February 28, 2023, the Bedford County Regional Planning Commission voted unanimously to give a favorable recommendation for the amendment of the Zoning Resolution of Bedford County. Specifically, Article II, Section 2.120 (A & B), Flag Lot and Flag-Shaped Lots, along with their respective definitions found in Article VII, Section 7.020.

A public hearing will occur immediately before the Bedford County Commission meeting which will begin at 7:00 p.m. on December 13, 2022. The public hearings and commission meeting will be held at the historic Bedford County Courthouse on the Shelbyville Public Square in the old 2<sup>nd</sup> floor courtroom, now Commission Chamber.

#### Accommodations

Persons with a disability who wish to request a special accommodation to participate in the Public Meeting should notify Suzanne Alexander at least one (1) business day prior to the Meeting at (931) 684-7944 or email your request to [suzanne.alexander@bedfordcountyttn.gov](mailto:suzanne.alexander@bedfordcountyttn.gov) to discuss accommodations. Every reasonable effort will be made to meet your need.

Chairman Chad Graham invited anyone to speak for or against the zoning amendment. No one came forward. Graham closed the hearing.

**Call to Order:** Chairman, Mayor Chad D. Graham

**Prayer and Pledge of Allegiance**

**Open Meeting:** Sheriff Austin Swing

**Roll Call:** County Clerk Donna Thomas

#### PRESENT

Bill Anderson  
John Boutwell  
Jason Boyette  
Janice Brothers  
Anita Epperson  
Biff Farrar  
Drew Hooker  
Scott Johnson  
Eric Maddox  
Diane Neeley  
Sylvia Pinson  
Julie Sanders  
Tony Smith  
Adam Thomas  
Mark Thomas  
Troy Thompson  
Greg Vick  
Linda Yockey

#### Minutes Approval:

1. Approval of Commission Meeting Minutes from March 14, 2023 - *Placed on the agenda without a recommendation by Rules & Legislative Committee.*

Motion to approve by Mark Thomas. Second by Pinson. Passed unanimously by voice vote.

#### Elections & Confirmations:

2. Elect Notaries for May 2023 - *Placed on the agenda by Rules & Legislative Committee.*

Motion to approve by Vick. Seconded by Pinson. Passed unanimously by voice vote.

**Presentations:** None.

#### Resolutions:

3. Resolution 23-17: A Resolution Authorizing Submission of an Application for a Litter and Trash Collecting Grant from TDOT- *Placed on the agenda by the Rules & Legislative Committee (4-0).*

Motion to approve by Mark Thomas. Seconded by Yockey. Passed unanimously by voice vote.

Resolution authorizing submission of an application for a Litter and Trash Collecting Grant from the Tennessee Department of Transportation and authorizing the acceptance of said grant.

WHEREAS, the Bedford County Highway Department intends to apply for the aforementioned grant, during the 2023-2024 fiscal year, from the Tennessee Department of Transportation; and WHEREAS, the contract for the grant will impose legal obligations upon the Bedford County Highway Department.


NOW, THEREFORE, BE IT RESOLVED:

1. That Mark Clanton is authorized to apply on behalf of the Bedford County Highway Department for a litter and trash collecting grant from the Tennessee Department of Transportation.
2. That should said application be approved by the Tennessee Department of Transportation, then Mark Clanton is authorized to execute contracts or other necessary documents, which may be required to signify acceptance of the litter and trash collecting grant by the Bedford County Highway Department.

Approved at the regularly scheduled meeting held on the 11<sup>th</sup> day of April, 2023.

CERTIFICATION BY BEDFORD COUNTY

ATTEST:



DONNA THOMAS, COUNTY CLERK



CHAD D. GRAHAM, BEDFORD COUNTY MAYOR

4. Resolution 23-18: A Resolution Authorizing the Bedford County Highway Department to Perform Work for All City and County Entities in Bedford County - *Placed on the agenda by the Rules & Legislative Committee (4-0)*.

Motion to approve by Hooker. Seconded by Vick. Passed unanimously by voice vote.

**RESOLUTION NO. 23-18**

**TO AUTHORIZE THE BEDFORD COUNTY HIGHWAY DEPARTMENT TO PERFORM WORK FOR ALL CITY/COUNTY GOVERNMENTAL ENTITIES IN BEDFORD COUNTY**

WHEREAS, Tennessee Code Annotated, Section 54-7-202 (d) (2), empowers the county governing body (Board of County Commissioners) to authorize the county road department to perform work for other governmental entities so long as the cost of the projects so authorized is reimbursed to the county road department, and

WHEREAS, Numerous Governmental Entities in Bedford County have requested that the Bedford County Highway Department perform certain work for these entities, and

WHEREAS, the Bedford County Superintendent of Highways advises that such work can be performed by the county highway department without any adverse effects upon the county work;

NOW THEREFORE BE IT RESOLVED by the Board of County Commissioners of Bedford County, that the Bedford County Highway Department under the direction of the Superintendent of Highways of Bedford County, is authorized to perform work for Governmental Entities in Bedford County during the 2023-2024 fiscal year. The said Superintendent of Highways shall itemize the costs to the full amount of such costs incurred by the Bedford County Highway Department and bill these entities for the full amount of such costs incurred by the Bedford County Highway Department, which shall be paid immediately upon completion of said work to the Bedford County Trustee. The County Trustee shall deposit all funds received from these entities by reason of this authorization to the county highway fund. This authorization shall be effective upon adoption, the public welfare requiring it.


Approved at the regularly scheduled meeting held on the 11<sup>th</sup> day of April, 2023.

APPROVED:



Chad D. Graham, Bedford County Mayor

ATTEST:



Donna Thomas, Bedford County Clerk

5. Resolution 23-19: A Resolution to Amend Article II, Section 2.120 (A&B), Flag Lot and Flag-Shaped Lots, along with their respective definitions found in Article VII, Section 7.020, of the Zoning Resolution of Bedford County - *Placed on the agenda by the Rules & Legislative Committee (4-0).*

Motion to approve by Yockey. Seconded by Pinson. Zoning Director Chris White explained that the amendment requires a 25' side setback for each lot which will increase the distance between houses to at least 50 feet. It also requires the surveyor to calculate the acreage of the building envelope alone, discounting the flag-staff portion of the lot.

Motion passed by roll call vote. 18 Ayes 0 Noes

Voting Yea: Anderson, Boutwell, Boyette, Brothers, Epperson, Farrar, Hooker, Johnson, Maddox, Neeley, Pinson, Sanders, Smith, Adam Thomas, Mark Thomas, Thompson, Vick, Yockey

#### Resolution 23-19

A Resolution to amend Article II, of the Zoning Resolution of Bedford County:

**PURPOSE:** To increase the minimum separation distance between houses on flag-shaped lots to match the same minimum distance separation between houses on traditionally shaped building lots - fifty (50') feet.

**WHEREAS;** Title 13, Sections 13-7-101 through 13-7-401, of the Tennessee Code, empower a Tennessee Regional Planning Commission to recommend the enactment of a Zoning Resolution to a county legislative body and to provide for its administration, enforcement, and amendment. The Bedford County Regional Planning Commission thus certified and recommended the Zoning Resolution of Bedford County Tennessee to the Bedford County Commission on January 18, 1997, and

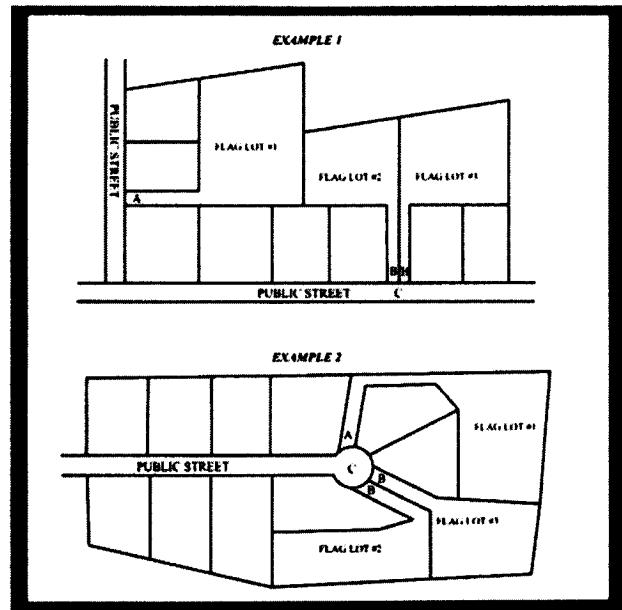
**WHEREAS,** the Bedford County Commission, as recommended by the Bedford County Regional Planning Commission, deemed it necessary in the promotion of public health, safety, morals, convenience, order, prosperity, and the general welfare of the County to enact the certified Zoning Resolution of Bedford County on January 13, 1998, and

**WHEREAS,** the Regional Planning Commission has, in its administrative capacity, recommended an amendment to the said Zoning Resolution of Bedford County and the Bedford County Commission has, after hearing evidence in support of said amendment, deemed it necessary to make such an amendment as required, for the said promotion of public health, safety, convenience, order, prosperity, and general welfare of the County.

**NOW, THEREFORE BE IT RESOLVED** by the Bedford County Commission meeting at Shelbyville, Tennessee on this the \_\_\_\_ day of \_\_\_\_\_, 2023, that: The Bedford County Commission hereby amends the specifically described Article, Sections and Subsections of the Zoning Resolution of Bedford County, Tennessee by adding the underlined (underlined) words below, deleting the words struck through (struck-through), and by following italicized instructions (*do this or that*) in parenthesis as follows:

- A. Article II, Section 2.120. Lot Types (A.) Flag Lot - A single lot with access provided to a public street, right of way, or private easement by means of a narrow (less than one hundred (100') feet in width) strip of land, hereinafter referred to as the "staff" portion of a flag lot, that opens to a larger "flag" shaped building envelope (see Figure 1, Examples 1 and 2). Characterized as being shaped like a flag and a flag staff, that has access to a public street, right-of-way or private easement by means of a narrow (less than one hundred (100') feet in width) strip of land. Minimum setbacks are measured at the front, rear, and sides of the actual building envelope. The development of flag lots are prohibited. Regardless of lot shape, adjacent lots shall have side setbacks that prevent any building overlap of neighboring residential structures by any line struck perpendicular to the road; the lot face (see Lots B, C, & D below).

Figure 1. Example of Illegal Flag Lots



B. Article II, Section 2.120. Lot Types (B.) Reverse Flag Lot. (*Delete entire section and replace with the following.*)

1. **Flag-Shaped Lots (Permitted)** - A lot, whose shape would normally meet the definition of a flag lot, but which deviates from the published definition of said lots by having an amount/distance of road frontage along the staff portion of said lot equal to or exceeding one hundred (100') feet. Said minimum frontage width being fully maintained from the public road, right of way, or easement appurtenant - the entire distance to the flag portion of said lot. Minimum setbacks are measured at the front, rear, and sides of the actual building envelope or "flag". Regardless of exact lot shape, adjacent lots shall have minimum side building setbacks according to its zoning classification (see Art. IV - Zoning Classifications), but in addition thereto, require a minimum of fifty (50') feet of separation between the outside walls of the principle structures on both the flag lot and the adjacent lot, creating the standard required separation of neighboring residential structures, no matter its orientation, by any line struck perpendicular to the road; the lot front (see Figure 2, Lot 2 below).

**Flag-Shaped Lots, in addition to the above standards, are permitted under the following special conditions:**

- i. Only one flag-shaped lot shall be eligible to gain legal road frontage access to a public roadway via an easement on an adjacent property.
- ii. The staff portion of said lots shall be deemed to end, and the flag portion of said lots shall be deemed to commence at the extension of the front lot line.
- iii. The front side of the flag portion of said lots shall be deemed to be the side nearest to the dedicated public street, unless otherwise determined by staff on a case-by-case basis.

- iv. In the determination of minimum lot size, the square footage located in the flag portion of said lots, which shall be exclusive of the square footage located in the staff portion of said lots, shall be the same or greater than the minimum square footage as required in the underlying zone classification, but in no instance shall be less than 30,000 square feet.
- v. The approved building envelope of said lots shall be illustrated upon the final plat.


Item 1.

roadway than would be permissible with traditionally designed lots, the minimum width being the standard from which many elements of this ordinance were thus designed. Every care shall be taken to promote high density traffic ingresses and egresses to a single controlled or signalized entrance/exit. Flag lots are, thus, considered a public safety hazard and are not permitted.

A. With respect to lots shaped like flags but have road frontage of at least one hundred (100') feet in width. Regardless of lot shape, adjacent lots shall have side setbacks that prevent any building overlap of neighboring residential structures by any line struck perpendicular to the road; the lot face (see Figure 2).

D. (Create New Definition Following: Lot, Flag, as follows:) **Lot, Flag Shaped** - A lot, whose shape would normally meet the definition of a flag lot, but which deviates from the published definition of said lots, having an amount/distance of road frontage along the staff portion of said lot equal to or exceeding one hundred (100') feet. Said minimum frontage width being fully maintained from the public road, right of way, or easement appurtenant the entire distance to the flag portion of said lot (example: see Art. II, Section 2.120)(B.) (see Figure 2.).

Figure 2. Example of a Permitted Flag-Shaped Lot



BE IT RESOLVED, this Resolution shall take effect immediately, the public welfare requiring it.

Chad Graham  
BEDFORD COUNTY COMMISSION CHAIRMAN  
CHAD GRAHAM, COUNTY MAYOR

4-11-2023  
DATE

Donna Thomas  
BEDFORD COUNTY CLERK  
DONNA THOMAS

4-11-2023  
DATE

B. Article VII, Section 7.020. Definitions, Lot, Flag

**Lot, Flag (not permitted)**- A single lot with access provided to the bulk (building envelope/flag) of that lot a public street, right of way, or private easement by means of a narrow corridor (less than one hundred (100') feet in width), strip of land, hereinafter referred to as the "staff" portion of a flag lot, that opens to a larger "flag" shaped building envelope and frontage on a public street or access to a public street by permanent right-of-way (see Figure 1, Examples 1 and 2). Characterized as being shaped similar to like a flag and a flagpole staff. The development of flag lots are prohibited as they create an undue burden on roadways and traffic systems by permitting more ingresses/egresses to the public

6. Resolution 23-20: A Resolution to Request Our State Legislative Delegation Introduce a Private Act Before the General Assembly Authorizing the Bedford County Commission to Enact a Motor Vehicle Privilege Tax "Wheel Tax" in compliance with TCA 5-8-102 - Placed on the agenda by Financial Management Committee (Unanimous).

Motion to approve by Yockey. Seconded by Smith. Yockey requested a reading of the Resolution. Hooker asked that the agenda be amended to allow public comment, 15 minutes for those opposing and 15 minutes for those in favor. Yockey and Smith agreed.

Graham asked County Attorney John T. Bobo to make a statement. Bobo stated that the purpose of the Resolution is to request the State Legislature to pass a private act allowing this body to enact a wheel tax at a later date. The legislators require that this pass by a 2/3 majority in order to go to the Legislature. If approved, it will enable the County Legislative Body to enact a wheel tax at a later date. However, it will require another 2/3 majority to do so. At a later date, if ever, the terms of the vehicle privilege tax would be set, including statutory exemptions, other exemptions, use of the funds, etc.

Graham called for a voice vote to allow the reading of the Resolution and public comment. Passed unanimously by voice vote.

Adam Thomas stated that the wheel tax should go to referendum so the people could vote on it once it is decided how it would be used.

Maddox asked to hear from the public before discussion among commissioners. Graham said each person would be allowed 3 minutes to speak with a total of 15 minutes for those opposed and 15 minutes for those in favor.

Johnson asked Bobo if the item could still be sent to referendum even if the private act was enacted. Bobo said it could.

The public was given opportunity to speak with some speaking in opposition of a wheel tax, some speaking in favor, and some stating that the citizens should be able to vote on it.

Hooker said that a no vote to this Resolution does not mean we will not get SROs in schools. He also stated that a no vote does not mean we don't want SROs. He said he will

present a proposal to the Finance Committee for funding the Governor's shortfall in funding SRO's that will require no new money, no new taxes, and will use available money that is not being currently used. He also has a proposal to replace all locks in classrooms and reappropriate funds to the school budget for ongoing safety needs. He said the answer is to dive into the budget and find the money without raising taxes. He said the wheel tax should be sent to referendum and the property tax should be reduced an amount equal to the wheel tax, and the money should be appropriated for roads, schools and public safety.

Maddox said he supports the SROs, and that Bedford County has funding coming from the State. He said this need and others should be taken care of by prioritizing spending. He is opposed to the wheel tax.

Smith said that a few years ago the Community wing was cut off to save \$2M. It is now costing \$6M. Cartwright Elementary is now being built for \$38M when it could have been built for \$32M when first proposed. He said current needs are SRO's, elimination of portable classrooms, ambulance, fire trucks, patrol cars, and a juvenile detention center. This cost could be about \$20M. It will be 7 or 8 years before the county can borrow this amount. With inflation that could turn into another 8 or 10 million.

Neeley said the tax based has increased a great deal over the past few years. She said some county employees got big raises last year and now we are asking citizens, some of whom are low income or on fixed incomes, to pay more in taxes. She said our children and seniors are being driven away because they cannot afford to live here. She said we all have to adjust our budgets. She stated that she supports SROs but thinks the money can be found in the budget to fund them. She said Bedford is going to receive \$3.2M under a transportation modernization act and maybe that could be used for roads. She said we don't know yet how much money we will receive from the state for SROs.

Farrar said that 59 out of the 95 Tennessee counties have a wheel tax, ranging from \$25 to \$100. He said he is concerned about legislating from the top down. He said we need to wait on the state to see how much we will receive toward SROs, and that this is a school board issue. He said teachers should be taken care of, portables need to be eliminated, and schools should be kept safe. He said this private act would take the right to vote away from the constituents. He said he would vote for a wheel tax that goes to referendum.

Johnson said that he worked school safety for 15 years and the greatest issue is getting students out of portable classrooms. That needs to be addressed this year.

Boutwell said that Bedford is one of 3 counties that funds education below the state requirement. He said we are sixth in the state in the number of non-English speaking students. This requires more teachers which means we are under-staffed. He said the wheel tax should go to referendum. He said the general day-to-day operation of schools must be a priority.

Yockey said that tonight's vote is a procedural vote on how, if, and when a wheel tax might be imposed. She said the budget process has not even been started and we don't know how much a wheel tax would be or what it would be used for yet. It is just an option, just as the referendum is an option. There are 15,000 property owners out of a population of 50,000. Our educators want SROs and students need to be gotten out of portables now. There are currently 1100 students in portables. The new school will eliminate some which will leave 238 students at Southside and Liberty. One reason this Resolution has been introduced now is because of time. If the money were needed and a referendum was proposed, it would be December before a special election could be called for at a cost of \$30,000. To keep from incurring that cost we would have to wait until the March primary. If the referendum were to fail, another year would have gone by. The second reason the Resolution was proposed is that precedent has shown that a wheel tax referendum will not pass in this county. The Legislature allows for a procedural process to allow the County Commission to make the decision. Two thirds (59) of Tennessee counties have a wheel tax and 20 of those used this method to enact it. She said why not have all options available when it's time to make decisions.

Vick called for the question. Motion failed on roll call vote. 9 Ayes 9 Noes

Voting Yea: Boutwell, Boyette, Brothers, Johnson, Pinson, Smith, Mark Thomas, Vick, Yockey

Voting Nay: Anderson, Epperson, Farrar, Hooker, Maddox, Neeley, Sanders, Adam Thomas, Thompson

#### **Additional Items by Standing Committees:**

Rules and Legislative Committee: None.

Law Enforcement Committee: None.

Courthouse and Property Committee: None.

Financial Management Committee:

#### **7. BCEMS Writeoffs**

Motion to approve by Hooker. Seconded by Brothers. Passed unanimously by voice vote.

Run Date: 3/7/2023  
Page # 1

DOS:	Ticket #	Charge	Payments	W/O and Adj	Balance
35/19/15	150500272:1	\$505.50	\$0.00	\$0.00	\$505.50
35/09/15	150500105:1	\$513.48	(\$155.73)	(\$157.75)	\$300.00
07/19/15	150700214:1	\$550.72	(\$520.55)	\$0.00	\$130.14
07/15/15	150700167:1	\$580.51	(\$704.55)	\$0.00	\$178.15
09/27/15	150900335:1	\$509.75	\$0.00	\$0.00	\$509.75
09/17/15	150900195:1	\$352.99	(\$290.35)	\$0.00	\$72.60
07/15/15	150700183:1	\$515.50	(\$209.10)	(\$159.70)	\$250.00
05/13/15	150500185:1	\$524.12	(\$3.25)	(\$370.87)	\$250.00
07/02/15	150700013:1	\$544.51	\$0.00	\$0.00	\$544.51
05/11/15	150500059:1	\$752.44	\$0.00	\$0.00	\$752.44
05/25/15	150500333:1	\$701.25	\$0.00	\$0.00	\$701.25
05/23/15	150500403:1	\$719.55	(\$242.05)	(\$177.53)	\$300.00
10/05/11	BD-UNMA 12345:1	\$459.50	(\$275.55)	(\$145.93)	\$58.41
05/25/15	150500335:1	\$509.49	(\$152.49)	(\$157.00)	\$300.00
07/14/15	150700178:1	\$544.07	\$0.00	\$0.00	\$544.07
05/24/15	150500301:1	\$525.25	(\$205.50)	(\$133.20)	\$225.25
05/15/15	150500203:1	\$505.53	(\$305.25)	\$0.00	\$240.54
05/22/15	150500357:1	\$540.05	(\$512.07)	\$0.00	\$128.01
05/22/15	150500375:1	\$1,005.37	(\$757.02)	\$0.00	\$252.35
11/17/10	BD-UN0110003225:1	\$325.00	(\$254.91)	(\$187.55)	\$53.50
07/12/15	150700145:1	\$555.70	\$0.00	\$0.00	\$555.70
07/13/15	150700150:1	\$1,045.53	\$0.00	\$0.00	\$1,045.53
02/25/10	BD-AL30510052255:1	\$554.50	(\$235.75)	(\$527.71)	\$20.00
05/25/15	150500315:1	\$1,247.55	\$0.00	\$0.00	\$1,247.55
05/07/15	150500055:1	\$552.05	(\$424.57)	\$0.00	\$227.15
05/02/15	150500025:1	\$540.05	(\$512.07)	\$0.00	\$128.01
07/07/15	150700054:1	\$550.25	\$0.00	\$0.00	\$550.25
05/12/15	150500145:1	\$557.37	(\$205.90)	\$0.00	\$451.47
10/20/15	151000305:1	\$537.42	\$0.00	\$0.00	\$537.42
12/13/15	151200173:1	\$534.75	\$0.00	\$0.00	\$534.75
05/23/15	150500344:1	\$554.55	\$0.00	(\$344.55)	\$250.00
05/02/15	150500012:1	\$572.54	(\$355.74)	\$0.00	\$185.50

Run Date: 3/7/2023  
Page # 2

DOS:	Ticket #	Charge	Payments	W/O and Adj	Balance	
03/28/15	150300414:1	\$360.28	(\$280.28)	\$0.00	\$100.00	
05/29/15	150600324:1	\$633.43	\$0.00	\$0.00	\$633.43	
06/27/15	150600368:1	\$544.81	(\$435.86)	\$0.00	\$108.92	
07/29/15	150700380:1	\$504.71	\$0.00	\$0.00	\$504.71	
12/29/15	151200278:1	\$486.73	(\$286.00)	\$0.00	\$171.73	
06/06/16	150600086:1	\$629.24	(\$366.61)	(\$162.63)	\$100.00	
05/17/16	150600219:1	\$844.07	(\$236.10)	(\$157.97)	\$250.00	
02/09/15	60-CA30418041198:1	\$786.06	\$0.00	\$0.00	\$786.06	
06/23/15	150600323:1	\$637.42	\$0.00	\$0.00	\$637.42	
Total Number Tickets:		41	\$26,866.90	(\$8,089.94)	(\$2,753.04)	\$16,063.92



## ITEMS SENT TO BEDFORD COUNTY SURPLUS TO BE TRANSFERRED OR SOLD

Sent From: Bedford County EMA

Site:

Date: Mar-23

☒ Surplus ☐ Scrap ☐ Transfer

\*Status Code: (O=Operable, N=Not Operable, UKN=Operating Condition Unknown)

Can be divided in: 15 items could be: 10-O, 3-N, 2-UNK

Gov Deals	Label #	Item Description	Quantity	MFR	Model	Serial No.	Barcode #	*Status
		Server	1	Dell	Poweredge	8S11JD1	525	
	13166	Server	1	Dell	Poweredge	BOWQRS2		
	13165	Apple Wireless Keyboard	1	Apple	Model A1314		657	UNK
		Apple Wireless Keyboard	1	Apple	Model A1314		660	UNK
		Apple Wireless Keyboard	1	Apple	Model A1314		664	UNK
		Apple Wireless Keyboard	1	Apple	Model A1314		663	UNK
		Apple Wireless Keyboard	1	Apple	Model A1314		658	UNK
		Apple Wireless Keyboard	1	Apple	Model A1314		661	UNK
		Apple Wireless Keyboard	1	Apple	Model A1314		662	UNK
		Apple Wireless Keyboard	1	Apple	Model A1314		666	UNK
		iPad Air	1	Apple	MH2U2LL/A	DMPMLEPGF4YD	646	O
		iPad Air	1	Apple	MH2U2LL/A	DMPMLEHOF4YD	645	O
		iPad Air	1	Apple	MH2U2LL/A	DMPMLERNF4YD	647	O
		iPad Air	1	Apple	MH2U2LL/A	DMPMK7GXF4YD	649	O
		iPad Air	1	Apple	MH2U2LL/A	DVKS331	562	N
		Dell Computer	1	Dell	Precision 350			

Can be divided in: 15 items could be: 10-O, 3-N, 2-UNK

Supervisor/Principal:



Contact Number:

951-639-7246

10. Tennessee Advanced Communications Network (TACN) Contract – *For Information Only.*

*A copy of the Contract is on file in the Clerk's office.*

#### Other Business:

11. 3-year Evidenced-Based Programming (EBP) Grant - *Placed on the agenda by Commissioners Linda Yockey & Scott Johnson.*

Motion to approve by Pinson. Seconded by Brothers. Finance Director Robert Daniel stated that this is a non-matching grant. Passed unanimously by voice vote.

*A copy of the contract is on file in the Clerk's office.*

#### Q3 Reports

12. Epperson made a motion to defer reports until next quarter. Seconded by Anderson. Passed unanimously by voice vote.

#### Announcements

##### Youth Leadership Bedford Benefit for Hope

There will be a follow-up study session regarding the juvenile detention center on May 9 at 6:00 p.m. at the Courthouse.

Bedford has been accepted in the Broadband Acceleration Program at no cost to the county. This will allow us to develop an initiative to be prepared for the next round of grants.

On May 17 at 8:00 a.m. at Southside School, students will receive a pair of shoes, socks and a backpack. Sponsored by The Bo Decker Foundation. Volunteers needed.


Dr. Tammy Garrett announced that starting Thursday, April 13, with the help of the Mayor, Shelbyville Police Department, and the Sheriff's Department there will be officers in every school.

#### Adjourn


Meeting adjourned at 8:26 p.m.

#### Attestation

I certify that the minutes were completed on the 17th day of April, 2023 and delivered to the Bedford County Mayor's office.

  
Donna Thomas  
Bedford County Clerk

I certify that I received these minutes on the 19 day of April, 2023.

  
Chad Graham  
Bedford County Mayor

**PAGE INTENTIONALLY LEFT BLANK**

**File Attachments for Item:**

6. Quarterly Financials

**BEDFORD COUNTY, TENNESSEE**  
**QUARTERLY FINANCIAL REPORT**  
Quarter Ending March 31, 2022

**2022-23**

COUNTY GENERAL FUND 101  
DRUG CONTROL FUND 122  
HIGHWAY FUND 131  
GENERAL PURPOSE SCHOOL FUND 141  
SCHOOL FEDERAL PROJECTS FUND 142  
CHILD NUTRITION FUND 143  
SCHOOL AGE CARE PROGRAM FUND 146  
GENERAL DEBT SERVICE FUND 151  
GENERAL CAPITAL PROJECTS FUND 171  
EDUCATION CAPITAL PROJECTS FUND 177  
COUNTY CAPITAL PROJECTS FUND 178

Presented to the Bedford County Financial Management Committee

Mr. Chad Graham, Financial Management Committee Chairman and County Mayor  
Mr. Robert Daniel, Director of Finance

**BEDFORD COUNTY GENERAL FUND 101**  
**QUARTERLY FINANCIAL REPORT**  
**March 2023**

Page 1

	ESTIMATED REVENUE 2022-23	QUARTER TO DATE REVENUES	UNREALIZED REVENUES QUARTER TO DATE	PERCENT REALIZED
<b>ESTIMATED REVENUES AND OTHER SOURCES</b>				
Local Taxes.....	21,577,738	21,190,764	386,974	98.21%
Licenses & Permits.....	397,205	346,762	50,443	87.30%
Fines, Forfeitures and Penalties	407,319	385,309	22,010	94.60%
Charges for Current Services.....	2,507,391	1,915,692	591,698	76.40%
Other Local Revenues.....	1,025,797	1,120,925	(95,128)	109.27%
Fees Received from County Officials.....	2,381,490	2,047,105	334,385	85.96%
State of Tennessee.....	1,552,450	849,771	702,679	54.74%
Federal Government.....	1,153,581	330,101	823,480	28.62%
Other Sources.....	299,213	442,361	(143,148)	147.84%
<b>TOTAL EST. REVENUES &amp; OTHER SOURCES</b>	<b>31,302,184</b>	<b>28,628,791</b>	<b>2,673,393</b>	<b>91.46%</b>
<b>30000 Unassigned Fund Balance</b>				
Restricted Fund Balance	3,776,705			
Committed Fund Balance	1,582,295			
Assigned Fund Balance	67,748			
<b>TOTAL AVAILABLE FUNDS</b>	<b>4,840,375</b>			
	<b>41,569,307</b>			

**BEDFORD COUNTY GENERAL FUND 101**  
**QUARTERLY FINANCIAL REPORT**  
**March 2023**

Page 2

	APPROPRIATIONS 2022-23	YEAR EXPENDITURES/ ENCUMBRANCES	UNEXPENDED / UNENCUMBERED TO DATE	PERCENT USED
<b>EXPENDITURES (APPROPRIATIONS)</b>				
<b>GENERAL GOVERNMENT</b>				
51100 County Commission	162,596	116,175	46,421	71.45%
51210 Board of Equalization	8,000	0	8,000	0.00%
51220 Beer Board	1,000	500	500	50.00%
51230 Budget and Finance Committee	2,995	2,183	812	72.88%
51240 Other Boards and Committees	0	0	0	0.00%
51300 County Mayor	386,086	226,924	159,162	58.78%
51310 Personnel Office	94,851	70,694	24,157	74.53%
51400 County Attorney	65,000	31,640	33,360	48.68%
51500 Election Commission	281,760	502,139	(220,379)	178.22%
51600 Register of Deeds	391,658	299,047	92,611	76.35%
51720 Planning	271,288	183,706	87,582	67.72%
51750 Codes Compliance	204,369	119,596	84,773	58.52%
51760 Geographical Information Systems	65,941	45,198	20,743	68.54%
51800 County Buildings	1,571,598	939,805	631,793	59.80%
51910 Preservation of Records	96,506	43,379	53,127	44.95%
<b>FINANCE</b>				
52100 Accounting and Budgeting	920,509	645,099	275,410	70.08%
52300 Property Assessor's Office	447,453	312,137	135,316	69.76%
52310 Reappraisal Program	140,855	98,732	42,123	70.09%
52400 County Trustee's Office	420,897	306,010	114,887	72.70%
52500 County Clerk's Office	674,985	497,065	177,920	73.64%
52600 Data Processing	371,582	260,314	111,268	70.06%
<b>ADMINISTRATION OF JUSTICE</b>				
53100 Circuit Court	943,323	649,761	293,562	68.88%
53300 General Sessions Court	272,921	199,067	73,854	72.94%
53400 Chancery Court	407,322	302,055	105,267	74.16%
53500 Juvenile Court	265,032	156,337	108,695	58.99%
53700 Judicial Commissioners	265,695	188,789	76,906	71.05%
53900 Other Administration of Justice	158,501	108,773	49,728	68.63%
53910 Probation Services	486,172	360,145	126,027	74.08%
<b>PUBLIC SAFETY</b>				
54110 Sheriff's Department	5,144,414	3,668,330	1,476,084	71.31%
54120 Special Patrols	0	0	0	0.00%
54130 Traffic Controls	43,236	29,824	13,412	68.98%
54210 Jail	4,401,940	2,740,386	1,661,554	62.25%
54220 Workhouse	0	0	0	0.00%
54240 Juvenile Services	697,568	476,528	221,040	68.31%
54490 Civil Defense	0	0	0	0.00%
54490 Other Emergency Management	2,573,705	1,801,482	772,223	70.00%
54610 County Coroner/Medical Examiner	55,000	24,000	31,000	43.64%
54900 Other Public Safety	831,293	475,505	355,788	57.20%

**BEDFORD COUNTY GENERAL FUND 101**  
**QUARTERLY FINANCIAL REPORT**  
**March 2023**

Page 3

	APPROPRIATIONS 2022-23	YEAR EXPENDITURES/ ENCUMBRANCES	UNEXPENDED / UNENCUMBERED TO DATE	PERCENT USED
<b>EXPENDITURES (APPROPRIATIONS) Cont.</b>				
<b>PUBLIC HEALTH AND WELFARE</b>				
Local Health Center	768,412	383,812	384,600	49.95%
Rabies and Animal Control	415,358	269,290	146,068	64.83%
Ambulance/Emergency Medical Services	4,940,623	3,194,704	1,745,919	64.66%
Other Local Health Services	74,016	70,516	3,500	95.27%
Regional Mental Health Center	0	0	0	0.00%
Appropriation to State	1,478	0	1,478	0.00%
General Welfare Assistance	75,070	22,108	52,963	29.45%
Sanitation Management	0	0	0	0.00%
Convenience Centers	1,617,839	1,088,816	529,023	67.30%
<b>SOCIAL, CULTURAL and RECREATIONAL SERVICES</b>				
Adult Activities	6,000	0	6,000	0.00%
Senior Citizens Assistance	16,000	0	16,000	0.00%
Libraries	166,605	166,605	0	100.00%
<b>AGRICULTURE &amp; NATURAL RESOURCES</b>				
Agriculture Extension Service	135,977	67,309	68,668	49.50%
Soil Conservation	64,000	48,000	16,000	75.00%
Other Agriculture & Natural Resources	173,534	81,147	92,387	46.76%
<b>OTHER OPERATIONS</b>				
Tourism	2,369	2,369	0	100.00%
Other Economic & Community Development	100,000	75,000	25,000	75.00%
Veterans' Services	102,689	75,184	27,505	73.21%
Other Charges	535,335	407,774	127,561	76.17%
Contributions to Other Agencies	150,000	148,863	1,137	99.24%
Employee Benefits	0	0	0	0.00%
COVID-19 Grant #1	75,000	0	75,000	0.00%
COVID-19 Grant #2	14,940	14,940	0	0.00%
COVID-19 Grant #6	0	0	0	0.00%
58831 American Rescue Plan Act Grant #1	0	0	0	0.00%
58836 American Rescue Plan Act	0	0	0	0.00%
Miscellaneous	1,142,247	621,068	521,179	54.37%
<b>HIGHWAYS</b>				
91140 Public Health and Welfare	367,835	249,536	118,299	67.84%
91190 Other General Government Projects	500,000	0	500,000	0.00%
99100 Transfers to Other Funds	0	0	0	0.00%
<b>TOTAL EXPENDITURES (APPROPRIATIONS)</b>	<b>34,571,379</b>	<b>22,868,366</b>	<b>11,703,013</b>	<b>66.15%</b>
Restricted Fund Balance	1,594,243			
Committed Fund Balance	62,803			
Assigned Fund Balance	4,437,365			
3% Fund Balance	967,272			
30000 Unassigned Fund Balance	(63,755)			

**BEDFORD COUNTY DRUG CONTROL FUND 122**  
**QUARTERLY FINANCIAL REPORT**  
**March 2023**

Page 4

	ESTIMATED REVENUE 2022-23	YEAR TO DATE REVENUES	UNREALIZED REVENUES TO DATE	PERCENT REALIZED
<b>ESTIMATED REVENUES AND OTHER SOURCES</b>				
Fines, Forfeitures and Penalties	3,000	2,000	1,000	66.67%
Other Local Revenues .....	0	0	0	0.00%
<b>TOTAL EST. REVENUES &amp; OTHER SOURCES</b>	<b>3,000</b>	<b>2,000</b>	<b>1,000</b>	<b>66.67%</b>
<b>30000 Reserves and/or Fund Balances</b>				
	12,274			
<b>TOTAL AVAILABLE FUNDS</b>	<b>15,274</b>			
<b>EXPENDITURES (APPROPRIATIONS)</b>				
PUBLIC SAFETY				
Jail	0	0	0	0.00%
Miscellaneous	100	20	80	20.02%
<b>TOTAL EXPENDITURES (APPROPRIATIONS)</b>	<b>100</b>	<b>20</b>	<b>80</b>	<b>20.02%</b>
<b>39000 Reserves and/or Fund Balances</b>				
	15,174			



**BEDFORD COUNTY PUBLIC WORKS FUND 131**  
**QUARTERLY FINANCIAL REPORT**  
**March 2023**

Page 5

	ESTIMATED REVENUE 2022-23	YEAR TO DATE REVENUES	UNREALIZED REVENUES TO DATE	PERCENT REALIZED
<b>ESTIMATED REVENUES AND OTHER SOURCES</b>				
Local Taxes.....	1,357,700	1,314,622	43,078	96.83%
Charges for Current Services.....	0	0	0	0.00%
Other Local Revenues.....	90,640	79,954	10,686	88.21%
State of Tennessee.....	3,438,774	2,390,593	1,048,181	69.52%
Federal Government.....	0	0	0	0.00%
Other Governments and Citizens Groups.....	0	0	0	0.00%
Other Sources.....	0	0	0	0.00%
<b>TOTAL EST. REVENUES &amp; OTHER SOURCES</b>	<b>4,887,114</b>	<b>3,785,170</b>	<b>1,101,944</b>	<b>77.45%</b>
<b>30000 Reserves and/or Fund Balances</b>	<b>1,068,472</b>			
<b>TOTAL AVAILABLE FUNDS</b>	<b>5,955,586</b>			
<b>EXPENDITURES (APPROPRIATIONS)</b>				
<b>OTHER OPERATIONS</b>	<b>7,000</b>	<b>0</b>	<b>7,000</b>	<b>0.00%</b>
Contributions to Other Agencies				
HIGHWAYS				
Administration	362,187	257,276	104,911	71.03%
Highway and Bridge Maintenance	1,684,236	1,218,543	465,693	72.35%
Operation and Maintenance of Equipment	680,359	444,827	235,532	65.38%
Litter and Trash Collection	104,386	80,172	24,214	76.80%
Other charges	194,894	189,797	5,096	97.39%
Employee Benefits	61,129	56,808	4,321	92.93%
Capital Outlay	2,127,774	1,787,818	339,956	84.02%
Transfers Out	25,010	0	25,010	0.00%
<b>TOTAL EXPENDITURES (APPROPRIATIONS)</b>	<b>5,246,974</b>	<b>4,035,240</b>	<b>1,211,734</b>	<b>76.91%</b>
<b>TOTAL EXPENDITURES (APPROPRIATIONS)</b>	<b>708,612</b>			

**BEDFORD COUNTY GENERAL PURPOSE SCHOOL FUND 141**  
**QUARTERLY FINANCIAL REPORT**  
**March 2023**

Page 6

	ESTIMATED REVENUE 2022-23	YEAR TO DATE REVENUES	UNREALIZED REVENUES TO DATE	PERCENT REALIZED
<b>EST. REVENUES &amp; OTHER SOURCES</b>				
40000 Local Taxes	12,769,000	11,579,686	1,189,314	90.69%
41000 Licenses & Permits	3,000	1,165	1,835	38.83%
43000 Chg. for Current Serv.	151,836	99,907	51,929	65.80%
44000 Other Local Revenues	235,132	144,604	90,529	61.50%
46500 State Ed. Funds	56,870,984	45,257,005	11,613,979	79.58%
46800 Other State Revenues	0	0	0	0.00%
47100 Fed. Funds Rec.-State	0	0	0	0.00%
47600 Direct Fed. Revenues	0	0	0	0.00%
49000 Other Sources(Non-Revenue)	43,768	251,914	(208,146)	575.57%
<b>14100 TOTAL EST. REVENUES &amp; OTHER</b>	<b>70,073,720</b>	<b>57,334,280</b>	<b>12,739,441</b>	<b>81.82%</b>
<b>30000 Unassigned Fund Balance</b>	<b>6,744,068</b>			
<b>Committed Fund Balance</b>	<b>7,691,185</b>			
<b>Assigned Fund Balance</b>	<b>5,975,311</b>			
<b>Restricted Fund Balance</b>	<b>74,822</b>			
<b>TOTAL AVAILABLE FUNDS</b>	<b>90,559,106</b>			

**BEDFORD COUNTY GENERAL PURPOSE SCHOOL FUND 141**  
**QUARTERLY FINANCIAL REPORT**  
**March 2023**

Page 7

	APPROPRIATIONS 2022-23	YEAR EXPENDITURES/ ENCUMBRANCES	UNEXPENDED / UNENCUMBERED TO DATE	PERCENT USED
<b>EXPENDITURES (APPROPRIATIONS)</b>				
Instruction				
71100 Regular Inst. Prog.	39,274,867	24,801,165	14,473,701	63.15%
71150 Alternative Inst. Prog.	699,976	445,762	254,214	63.68%
71200 Spec. Ed. Program	3,854,665	2,200,107	1,654,558	57.08%
71300 Voc. Ed. Program	1,751,490	1,068,598	682,892	61.01%
71900 Other	0	0	0	0.00%
Support Services				
72110 Attendance	136,343	95,889	40,454	70.33%
72120 Health Services	549,761	85,885	463,876	15.62%
72130 Other Student Support	2,182,499	1,460,053	722,446	66.90%
72210 Regular Inst. Program (Staff)	2,378,427	1,410,682	967,746	59.31%
72215 Alternative Inst. Program (Staff)	0	0	0	0.00%
72220 Special Education Inst. Program (Staff)	407,784	286,099	121,685	70.16%
72230 Vocational Inst. Program (Staff)	35,223	36,689	(1,466)	104.16%
72250 Technology	2,015,637	1,836,779	178,858	91.13%
72290 Other Programs	0	0	0	0.00%
72310 Board of Education	1,471,472	878,314	593,158	59.69%
72320 Office of Superintendent	545,478	344,845	200,633	63.22%
72410 Office of Principal	4,652,442	3,357,526	1,294,916	72.17%
72520 Human Services	317,445	181,641	135,804	57.22%
72610 Operation of Plant	7,239,227	5,169,165	2,070,062	71.40%
72620 Maintenance of Plant	2,858,551	2,213,952	644,599	77.45%
72710 Student Transportation	3,340,437	2,512,520	827,918	75.22%
72810 Central and Other	0	0	0	0.00%
Oper. of Non-Instructional Services				
73100 Food Service	56,019	75,340	(19,321)	134.49%
73300 Community Services	184,756	133,360	51,396	72.18%
73400 Early Childhood Education	805,318	509,246	296,072	63.24%
76100 Reg. Capital Outlay	3,083,750	2,863,261	220,489	92.85%
81300 Education Debt Service	0	0	0	0.00%
91300 Education Capital Projects	0	0	0	0.00%
99100 Operating Transfers	131,933	0	131,933	0.00%
<b>TOTAL EXPENDITURES</b>	<b>77,973,500</b>	<b>51,966,877</b>	<b>26,006,623</b>	<b>66.65%</b>

Less: Committed Fund Balance	7,296,260
Restricted Fund Balance	74,822
3% Fund Balance	2,224,656
<b>39000 Unassigned Fund Balance</b>	<b>2,989,868</b>

**BEDFORD COUNTY FEDERAL PROJECTS FUND 142**  
**QUARTERLY FINANCIAL REPORT**  
**March 2023**

Page 8

	ESTIMATED REVENUE 2022-23	YEAR TO DATE REVENUES	UNREALIZED REVENUES TO DATE	PERCENT REALIZED
<b>EST. REVENUES &amp; OTHER SOURCES</b>				
47100 Fed. Funds Rec.-State	28,672,608	10,297,380	18,375,228	35.91%
<b>14100 TOTAL EST. REVENUES &amp; OTHER</b>	<b>28,672,608</b>	<b>10,297,380</b>	<b>18,375,228</b>	<b>35.91%</b>
<b>30000 Reserves and/or Fund Balances</b>	<b>0</b>			
<b>TOTAL AVAILABLE FUNDS</b>	<b>28,672,608</b>			
	APPROPRIATIONS 2022-23	YEAR EXPENDITURES/ ENCUMBRANCES	UNEXPENDED / UNENCUMBERED TO DATE	PERCENT USED
<b>EXPENDITURES (APPROPRIATIONS)</b>				
Instruction				
71100 Regular Inst. Prog.	10,198,073	3,577,279	6,620,794	35.08%
71200 Spec. Ed. Program	1,923,035	1,107,668	815,366	57.60%
71300 Voc. Ed. Program	226,737	124,223	102,514	54.79%
Support Services				
72120 Health Services	708,884	490,305	218,580	69.17%
72130 Other Student Support	781,376	114,518	666,858	14.66%
72210 Regular Instruction Staff	4,266,782	1,557,064	2,709,718	36.49%
72220 Special Education Staff	813,112	394,075	419,037	48.47%
72230 Vocational Education Staff	9,000	3,551	5,449	39.46%
72410 Office of the Principal	76,950	26,114	50,836	33.94%
72250 Technology	108,070	90,558	17,512	83.80%
72710 Student Transportation	558,660	302,476	256,184	54.14%
Oper. of Non-Instructional Services				
73100 Food Service	321,930	79,866	242,064	24.81%
99100 Operating Transfers	8,680,000	5,869,435	2,810,565	67.62%
<b>TOTAL EXPENDITURES</b>	<b>28,672,608</b>	<b>13,737,131</b>	<b>14,935,477</b>	<b>47.91%</b>
<b>39000 Reserves and/or Fund Balances</b>	<b>0</b>			

**BEDFORD COUNTY CHILD NUTRITION FUND 143**  
**QUARTERLY FINANCIAL REPORT**  
**March 2023**

Page 9

	ESTIMATED REVENUE 2022-23	YEAR TO DATE REVENUES	UNREALIZED REVENUES TO DATE	PERCENT REALIZED
<b>EST. REVENUES &amp; OTHER SOURCES</b>				
43000 Chg. for Current Serv.	300,000	172,109	127,891	57.37%
44000 Other Local Revenues	3,000	43,279	(40,279)	1442.63%
47100 Fed. Funds Rec.-State	4,900,000	4,171,738	728,262	85.14%
49000 Other Sources(Non-Revenue)	0	0	0	0.00%
<b>14100 TOTAL EST. REVENUES &amp; OTHER</b>	<b>5,203,000</b>	<b>4,387,126</b>	<b>815,874</b>	<b>84.32%</b>
<b>30000 Reserves and/or Fund Balances</b>	<b>2,597,704</b>			
<b>TOTAL AVAILABLE FUNDS</b>	<b>7,800,704</b>			
<b>EXPENDITURES (APPROPRIATIONS)</b>				
Oper. of Non-Instructional Services	54,000	54,000	0	100.00%
72300 General Administration	5,656,685	4,708,481	948,204	83.24%
73100 Food Service	22,012	0	22,012	0.00%
99100 Transfers				
<b>TOTAL EXPENDITURES</b>	<b>5,732,697</b>	<b>4,762,481</b>	<b>970,216</b>	<b>83.08%</b>
<b>39000 Reserves and/or Fund Balances</b>	<b>2,068,007</b>			

**BEDFORD COUNTY SCHOOL AGE CARE PROGRAM FUND 146**  
**QUARTERLY FINANCIAL REPORT**  
**March 2023**

Page 10

EST. REVENUES & OTHER SOURCES	ESTIMATED REVENUE 2022-23	YEAR TO DATE REVENUES	UNREALIZED REVENUES TO DATE	PERCENT REALIZED
43000 Chg. for Current Serv.	622,185	438,828	183,357	70.53%
44000 Other Local Revenues	0	0	0	0.00%
46000 State of Tennessee	0	0	0	0.00%
<b>14100 TOTAL EST. REVENUES &amp; OTHER</b>	<b>622,185</b>	<b>438,828</b>	<b>183,357</b>	<b>70.53%</b>
<b>30000 Reserves and/or Fund Balances</b>	<b>125,355</b>			
<b>TOTAL AVAILABLE FUNDS</b>	<b>747,540</b>			

EXPENDITURES (APPROPRIATIONS)	APPROPRIATIONS 2022-23	YEAR EXPENDITURES/ ENCUMBRANCES	UNEXPENDED / UNENCUMBERED TO DATE	PERCENT USED
Oper. of Non-Instructional Services				
72300 General Administration	1,800	1,800	0	100.00%
73300 Community Service	699,546	448,221	251,325	64.07%
79100 Operating Transfers	0	0	0	0.00%
79200 Residual Equity Transfers	0	0	0	0.00%
<b>TOTAL EXPENDITURES</b>	<b>701,346</b>	<b>450,021</b>	<b>251,325</b>	<b>64.17%</b>
<b>39000 Reserves and/or Fund Balances</b>	<b>46,194</b>			

**BEDFORD COUNTY DEBT SERVICE FUND 151**  
**QUARTERLY FINANCIAL REPORT**  
**March 2023**

Page 11

	ESTIMATED REVENUE 2022-23	YEAR TO DATE REVENUES	UNREALIZED REVENUES TO DATE	PERCENT REALIZED
<b>ESTIMATED REVENUES AND OTHER SOURCES</b>				
40000 Local Taxes.....	12,702,896	10,220,454	2,482,442	80.46%
44000 Other Local Revenues.....	145,000	1,980,060	(1,835,060)	1365.56%
46000 State of Tennessee.....	0	0	0	0.00%
49000 Other Sources(Non-Revenue)	394,925	0	394,925	0.00%
49000 Other Sources	0	0	0	0.00%
<b>TOTAL EST. REVENUES &amp; OTHER SOURCES</b>	<b>13,242,821</b>	<b>12,200,514</b>	<b>1,042,307</b>	<b>92.13%</b>
<b>30000 Reserves and/or Fund Balances</b>	<b>24,224,476</b>			
<b>TOTAL AVAILABLE FUNDS</b>	<b>37,467,297</b>			

	APPROPRIATIONS 2022-23	YEAR EXPENDITURES/ ENCUMBRANCES	UNEXPENDED / UNENCUMBERED TO DATE	PERCENT USED
<b>EXPENDITURES (APPROPRIATIONS) Cont.</b>				
80000 DEBT SERVICE	2,426,301	303,850	2,122,451	12.52%
82110 General Government	0	0	0	0.00%
82120 Highways and Streets	3,053,499	1,606,150	1,447,349	52.60%
82130 Education	1,148,975	583,008	565,967	50.74%
82210 General Government	0	0	0	0.00%
82220 Highways and Streets	1,645,148	1,357,574	287,574	82.52%
82230 Education	166,615	142,304	24,311	85.41%
82310 General Government	0	0	0	0.00%
82330 Education	0	0	0	0.00%
99000 Other Uses	0	0	0	0.00%
<b>TOTAL EXPENDITURES (APPROPRIATIONS)</b>	<b>8,440,538</b>	<b>3,992,886</b>	<b>4,447,652</b>	<b>47.31%</b>
<b>39000 Reserves and/or Fund Balances</b>	<b>29,026,759</b>			

**BEDFORD COUNTY GENERAL CAPITAL PROJECTS FUND 171**  
**QUARTERLY FINANCIAL REPORT**  
**March 2023**

Page 12

	ESTIMATED REVENUE 2022-23	YEAR TO DATE REVENUES	UNREALIZED REVENUES TO DATE	PERCENT REALIZED
<b>ESTIMATED REVENUES AND OTHER SOURCES</b>				
44000 Other Local Revenues .....	0	0	0	0.00%
49000 Other Sources(Non-Revenue)	0	0	1	0.00%
49500 Bonds Issued	0	0	0	0.00%
49500 Other Loans Issued - Cascade High School	0	0	0	0.00%
49800 Transfer In	0	0	0	0.00%
<b>TOTAL EST. REVENUES &amp; OTHER SOURCES</b>	<b>0</b>	<b>0</b>	<b>1</b>	<b>0.00%</b>
30000 Reserves and/or Fund Balances	145,131			
<b>TOTAL AVAILABLE FUNDS</b>	<b>145,131</b>			
<b>EXPENDITURES (APPROPRIATIONS) Cont.</b>				
90000 CAPITAL PROJECTS				
99100 OTHER USES				
91120 Administration of Justice				
304 Architects	0	0	0	0.00%
321 Engineering Services	0	0	0	0.00%
361 Permits	0	0	0	0.00%
399 Other Contracted Services	0	0	0	0.00%
707 Building Improvements	0	0	0	0.00%
711 Furniture and Fixtures	0	0	0	0.00%
91130 Public Safety Projects				
706 Building Construction	0	0	0	0.00%
711 Furniture and Fixtures	0	0	0	0.00%
724 Site Development	145,131	145,131	0	0.00%
91300 Education Capital Projects				
316 Contributions	0	0	0	0.00%
<b>TOTAL EXPENDITURES (APPROPRIATIONS)</b>	<b>145,131</b>	<b>145,131</b>	<b>0</b>	<b>100.00%</b>
39000 Reserves and/or Fund Balances	0			



**BEDFORD COUNTY EDUCATION CAPITAL PROJECTS FUND 177**  
**QUARTERLY FINANCIAL REPORT**  
**March 2023**

Page 13

	ESTIMATED REVENUE 2022-23	YEAR TO DATE REVENUES	UNREALIZED REVENUES TO DATE	PERCENT REALIZED
<b>ESTIMATED REVENUES AND OTHER SOURCES</b>				
48100 Other Governments	0	0	0	0.00%
48130 Contributions	0	0	0	0.00%
49800 Transfers In	0	0	0	0.00%
<b>TOTAL EST. REVENUES &amp; OTHER SOURCES</b>	<b>0</b>	<b>0</b>	<b>0</b>	<b>0.00%</b>
30000 Reserves and/or Fund Balances	0			
<b>TOTAL AVAILABLE FUNDS</b>	<b>159,052</b>			
<b>EXPENDITURES (APPROPRIATIONS) Cont.</b>				
90000 CAPITAL PROJECTS				
99300 Educational Capital Projects	159,052	64,700	94,352	40.68%
304 Architects	0	0	0	0.00%
321 Engineering Services	0	0	0	0.00%
706 Building Construction	0	0	0	0.00%
707 Building Improvements	0	0	0	0.00%
711 Furniture and Fixtures	0	0	0	0.00%
724 Site Development	0	0	0	0.00%
<b>TOTAL EXPENDITURES (APPROPRIATIONS)</b>	<b>159,052</b>	<b>64,700</b>	<b>94,352</b>	<b>40.68%</b>
39000 Reserves and/or Fund Balances	0			

**BEDFORD COUNTY COURTHOUSE CAPITAL PROJECTS FUND 178**  
**QUARTERLY FINANCIAL REPORT**  
**March 2023**

Page 14

	ESTIMATED REVENUE 2022-23	YEAR TO DATE REVENUES	UNREALIZED REVENUES TO DATE	PERCENT REALIZED
<b>ESTIMATED REVENUES AND OTHER SOURCES</b>				
44100 Recurring Items	466,960	486,867	(19,907)	104.26%
49000 Other Sources(Non-Revenue)	0	0	0	0.00%
49200 Notes Issued	0	0	0	0.00%
49800 Transfers in	0	0	0	0.00%
<b>TOTAL EST. REVENUES &amp; OTHER SOURCES</b>	<b>466,960</b>	<b>486,867</b>	<b>(19,907)</b>	<b>104.26%</b>
30000 Reserves and/or Fund Balances	8,469,039			
<b>TOTAL AVAILABLE FUNDS</b>	<b>8,935,999</b>			
<b>EXPENDITURES (APPROPRIATIONS) Cont.</b>				
90000 CAPITAL PROJECTS				
91110 General Administration Projects	0	0	0	0.00%
304 Architects	0	0	0	0.00%
321 Engineering Services	0	0	0	0.00%
399 Other Contracted Services	146,287	0	146,287	0.00%
707 Building Improvements	58,000	38,576	19,424	66.51%
718 Motor Vehicles	442,242	0	442,242	0.00%
799 Other Capital Outlay				
91130 Public Safety Projects	23,921	4,750	19,171	19.86%
706 Building Construction	5,256,474	5,256,474	(0)	100.00%
708 Communication Equipment	675,000	393,149	281,851	58.24%
718 Motor Vehicles	100,118	7,500	92,618	7.49%
790 Other Capital Outlay				
91140 Public Health and Welfare Projects	0	0	0	0.00%
733 Solid Waste Equipment	0	0	0	0.00%
735 Health Equipment	0	0	0	0.00%
790 Other Equipment	0	0	0	0.00%
91140 Public Health and Welfare Projects				
510 Trustee's Commission	15,000	9,603	5,397	64.02%
799 Other Capital Outlay	2,218,957	176,546	2,042,411	7.96%
<b>TOTAL EXPENDITURES (APPROPRIATIONS)</b>	<b>8,935,999</b>	<b>5,886,598</b>	<b>3,049,401</b>	<b>65.88%</b>
39000 Reserves and/or Fund Balances	0			

**File Attachments for Item:**

7. Surplus Property - County

Sent From: Archives/Record Center Site: Courthouse office Date: 3/27/23

	Surplus	Scrap	Transfer
X			

\*Status Code: (O=Operable, N=Not Operable, UKN=Operating Condition Unknown)

Can be divided ie: 15 items could be: 10-O, 3-N, 2-UNK

[illegible]

I certify the above described equipment has been transferred, stolen/lost, declared surplus, scrapped or disposed of by other means as indicated above. If the item was declared surplus, it is available for use by other County Offices or can be sold in the prescribed manner as surplus. If stolen, a stolen property report has been filed with the Police/Sheriff Dept.

**Supervisor/Principal:**

Contact Number: 931-735-6916 Ext 2690

*Item 7.*

**BEDFORD COUNTY, TENNESSEE  
PERSONAL PROPERTY ACQUISITION/DISPOSITION RECORD**

LOCATION Archives TAG # NO Tag #  
 ACCOUNT CODE X  
 ITEM DESCRIPTION HP Computer compaq  
 VENDOR HP  
 MAKE/MODEL dc 79000 SERIAL # \_\_\_\_\_  
 PURCHASE PRICE \$ X OR APPRAISED VALUE \$ X

**ACQUISITION**

DATE RECEIVED 3/29/2023 PURCHASE ORDER # X  
 RECEIVED BY \_\_\_\_\_ CONDITION CODE X  
 TRANSFERRED FROM Archives STATUS CODE X works  
 STATUS CODE-(U=IN USE; R=HELD IN RESERVE; S=IN STORAGE)  
 DONATED BY Carol Roberts Archives

**DISPOSITION**

TRANSFER \_\_\_\_\_ STOLEN/LOST \_\_\_\_\_ SURPLUS X SCRAP \_\_\_\_\_  
 OTHER \_\_\_\_\_  
 TRANSFERRED TO Surplus

I certify the above described equipment has been transferred, stolen/lost, declared surplus, scrapped, or disposed of by other means as indicated above. If the item was declared surplus, it is available for use by other County Offices or can be sold in the prescribed manner as surplus. If stolen, a stolen property report has been filed with the Police/Sheriff Department.

\_\_\_\_\_  
 SIGNATURE DEPT HEAD DATE 3/27/23

**BEDFORD COUNTY, TENNESSEE  
PERSONAL PROPERTY ACQUISITION/DISPOSITION RECORD**

LOCATION Archives TAG # NO Tag #  
 ACCOUNT CODE X  
 ITEM DESCRIPTION Minolta Overhead Camera  
 VENDOR Minolta  
 MAKE/MODEL PS 7000 SERIAL # \_\_\_\_\_  
 PURCHASE PRICE \$ X OR APPRAISED VALUE \$ X

**ACQUISITION**

DATE RECEIVED 3/29/23 PURCHASE ORDER # X  
 RECEIVED BY \_\_\_\_\_ CONDITION CODE X  
 TRANSFERRED FROM Archives STATUS CODE X WORKS  
 STATUS CODE-(U=IN USE; R=HELD IN RESERVE; S=IN STORAGE)  
 DONATED BY Carol Roberts Archives

**DISPOSITION**

TRANSFER - STOLEN/LOST \_\_\_\_\_ SURPLUS X SCRAP \_\_\_\_\_  
 OTHER \_\_\_\_\_  
 TRANSFERRED TO Surplus

I certify the above described equipment has been transferred, stolen/lost, declared surplus, scrapped, or disposed of by other means as indicated above. If the item was declared surplus, it is available for use by other County Offices or can be sold in the prescribed manner as surplus. If stolen, a stolen property report has been filed with the Police/Sheriff Department.

SIGNATURE DEPT HEAD \_\_\_\_\_ DATE 3/27/23

**BEDFORD COUNTY, TENNESSEE  
PERSONAL PROPERTY ACQUISITION/DISPOSITION RECORD**

LOCATION Archives TAG # NO tag #  
 ACCOUNT CODE X  
 ITEM DESCRIPTION Old Analog Midwest Micrographics Microfilm reader  
 VENDOR \_\_\_\_\_  
 MAKE/MODEL \_\_\_\_\_ SERIAL # \_\_\_\_\_  
 PURCHASE PRICE \$ X OR APPRAISED VALUE \$ X

**ACQUISITION**

DATE RECEIVED 3/29/23 PURCHASE ORDER # X  
 RECEIVED BY \_\_\_\_\_ CONDITION CODE X  
 TRANSFERRED FROM Archives STATUS CODE X Works  
 STATUS CODE-(U=IN USE; R=HELD IN RESERVE; S=IN STORAGE)  
 DONATED BY Carol Roberts Archives

**DISPOSITION**

TRANSFER \_\_\_\_\_ STOLEN/LOST \_\_\_\_\_ SURPLUS X SCRAP \_\_\_\_\_  
 OTHER \_\_\_\_\_  
 TRANSFERRED TO Surplus

I certify the above described equipment has been transferred, stolen/lost, declared surplus, scrapped, or disposed of by other means as indicated above. If the item was declared surplus, it is available for use by other County Offices or can be sold in the prescribed manner as surplus. If stolen, a stolen property report has been filed with the Police/Sheriff Department.

SIGNATURE DEPT HEAD

3/29/23  
DATE

**BEDFORD COUNTY, TENNESSEE  
PERSONAL PROPERTY ACQUISITION/DISPOSITION RECORD**

LOCATION Archives TAG # 13090  
 ACCOUNT CODE X  
 ITEM DESCRIPTION HP Printer Laser Jet Pro M402n  
 VENDOR HP  
 MAKE/MODEL Laser Jet Pro M402n SERIAL # PHBHK56627  
 PURCHASE PRICE \$ X OR APPRAISED VALUE \$ X

**ACQUISITION**

DATE RECEIVED 3/29/23 PURCHASE ORDER # X  
 RECEIVED BY I.T. CONDITION CODE X  
 TRANSFERRED FROM Archives STATUS CODE X  
 STATUS CODE-(U=IN USE; R=HELD IN RESERVE; S=IN STORAGE)  
 DONATED BY Carol Roberts Archives

**DISPOSITION**

TRANSFER - STOLEN/LOST - SURPLUS X SCRAP -  
 OTHER -  
 TRANSFERRED TO Surplus

I certify the above described equipment has been transferred, stolen/lost, declared surplus, scrapped, or disposed of by other means as indicated above. If the item was declared surplus, it is available for use by other County Offices or can be sold in the prescribed manner as surplus. If stolen, a stolen property report has been filed with the Police/Sheriff Department.

Carol A. Roberts 3/27/23  
 SIGNATURE DEPT HEAD DATE