

Annual Report

F
Y

2
0
2
1



Butler County Mental Health & Addiction Recovery Services Board

5963 Boymel Drive
Fairfield, Ohio 45014

Equal Opportunity Employer

MISSION:

The mission of the Butler County Mental Health and Addiction Recovery Services Board is to provide comprehensive, timely, effective and unified community mental health and addiction recovery services and supports that continuously improve the quality of life of Butler County citizens.

VISION:

The vision of the Butler County Mental Health and Addiction Recovery Services Board is to ensure an innovative, best-practice based and financially stable publicly funded mental health and addiction recovery system that offers Butler County residents services and support that are preventative, impactful and measurable.

BOARD OF DIRECTORS:

President

Pat Deis-Gleeson

Vice President & Board Development Committee Chair

Mathew Himm

Mental Health Committee Chair

Christine Hacker

Addiction & Recovery Services Committee Chair

Mathew Himm

Richard Bement
Father Michael Pucke
Pastor Michael Bailey
Dr. Theodore Hunter
Lonnie Tucker
Kim McKinney
Kelsey Wargo
Wayne Mays

Rev. Suzanne LeVesconte
Deborah Stanton
Rev. Gary Smith
Dave Swigonski
John Silvani
Rev. Vanessa Cummings
Sandra Smith

BOARD ADMINISTRATIVE STAFF:

Executive Director

Scott D. Rasmus, PhD, LPCC-S, IMFT

Associate Executive Director of Addiction Services

Tiffany R. Lombardo, MA, LISW-S, LICDC-CS

Associate Executive Director of Mental Health Services

Scott C. Fourman, MS, LPCC-S

Board Attorney

Cassandra E. Kiesey, Esq.

Chief Clinical Officer

Michael E. Miller, M.D.

Director of Finance & Administrative Services

Marion Rhodus, MPA

Director of Children's Services

Ellen F. Stollings, MSW, LISW-S

Director of Addiction Services

Joanna Lowry, MA, LPCC-S, LICDC-CS

COAP Grant Coordinator

Martina Weber, LISW-S

Assistant Director of MH Finances & Administrative Services

Lauren R. Costello

Assistant Director of ARS Finances & Administrative Service

Angela Creech

Claims Coordinator

Patti L. Quinn

Executive Assistant

Jennifer Coats

Admin. Asst. to Director of Finance & Administrative Services

Denise E. Boyd

Receptionist/Administrative Assistant

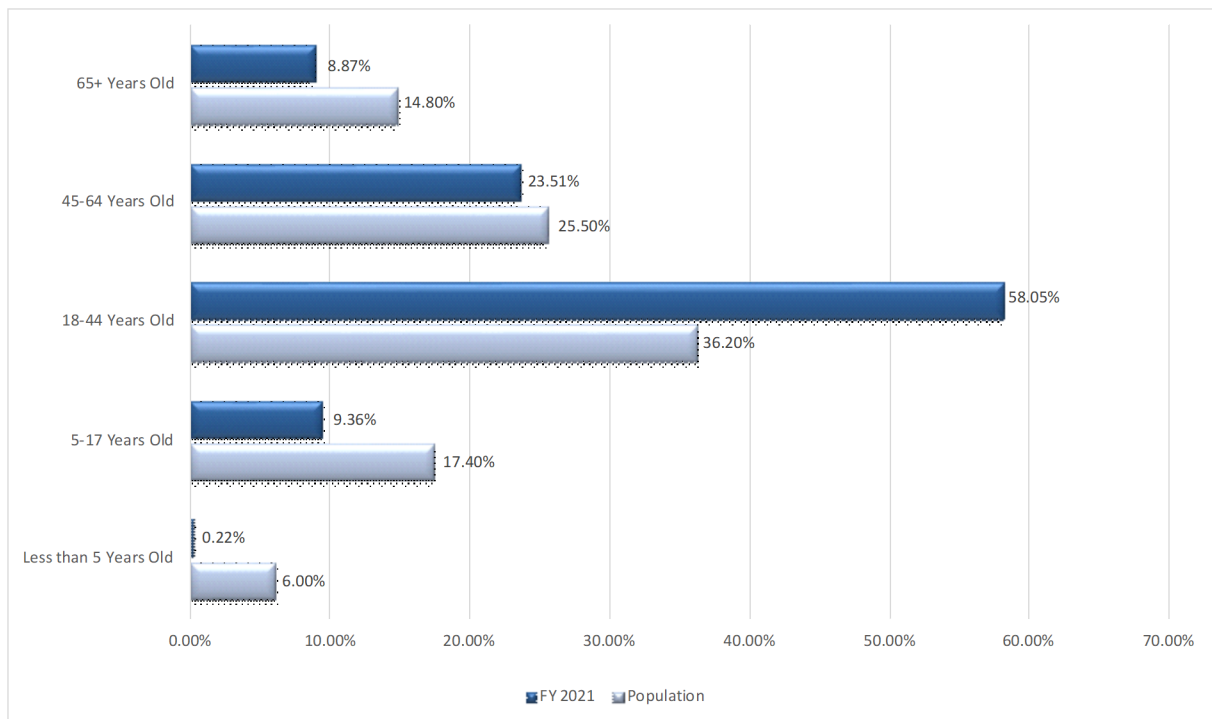
Janet Essert

The projected total number of people served by the Butler County Community Mental Health and Addiction system, supported by BCMHARSB, including non-Medicaid clients in FY 2021 was approximately:

37,837

Based on 2020 US Census data, BCMHARSB supported system continues to nearly 10% of Butler County's Total Population of 390,357

Client Age



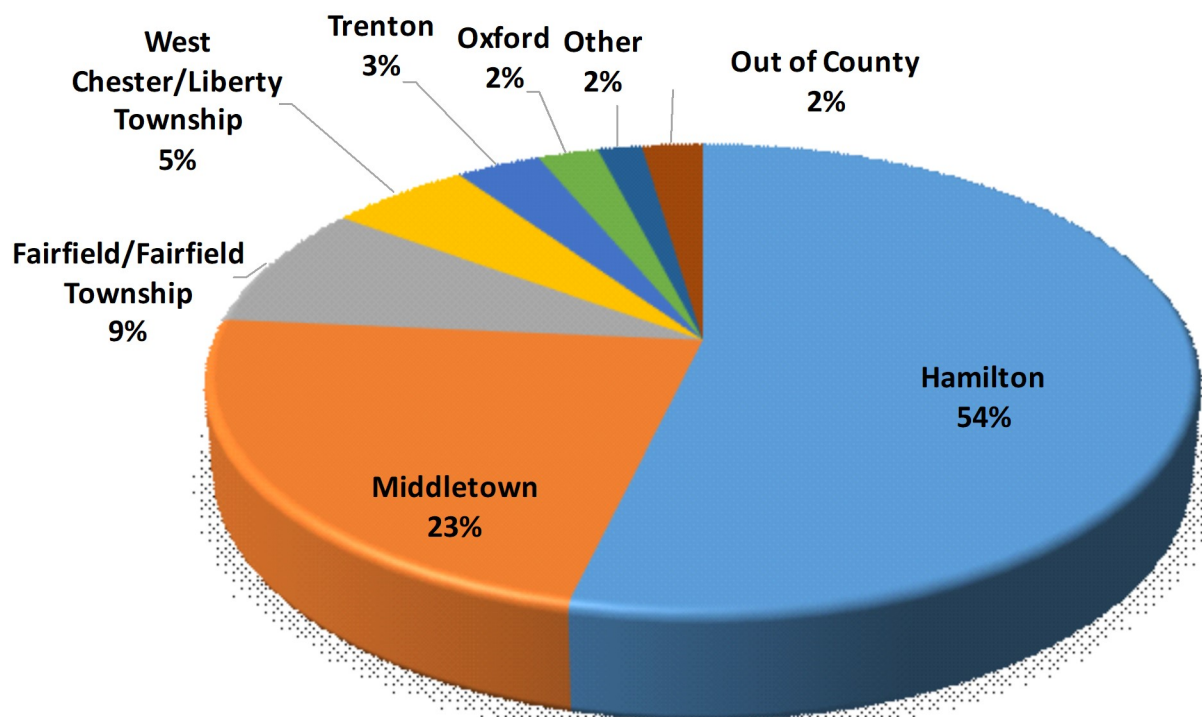
Client Race

| | |
|------------------|--------|
| Caucasian | 79.30% |
| African-American | 12.68% |
| Unknown | 7.15% |
| Asian | 0.6% |
| Other | 0.27% |

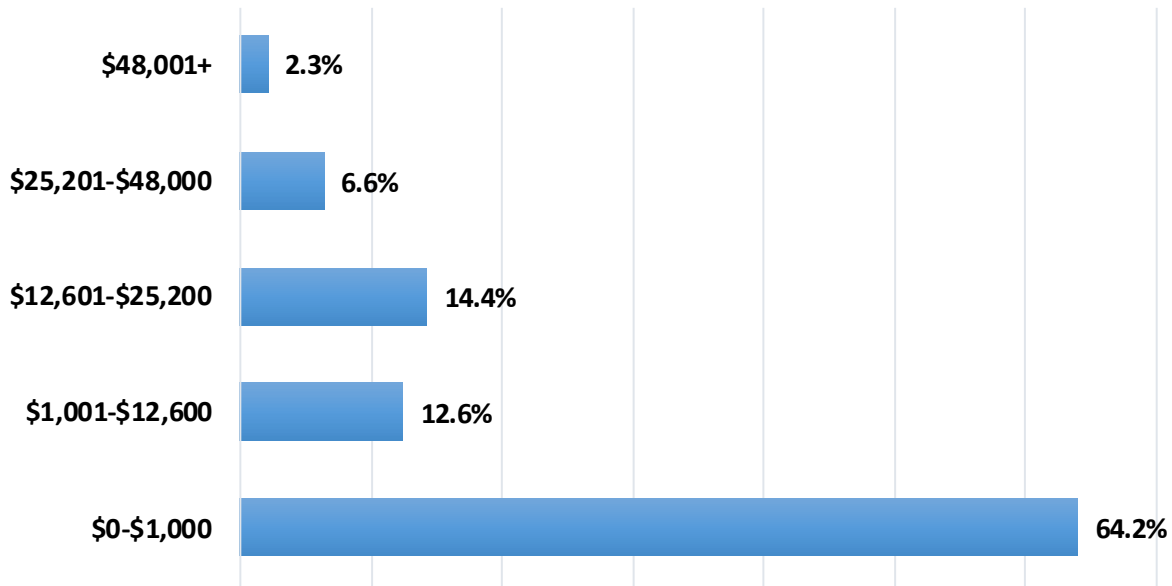
Client Gender

| | |
|--------|-------|
| Male | 58.4% |
| Female | 41.6% |

Cases by City of Residence within Butler County



Cases by Annual Income



**76.8% of Cases fall below the federal poverty level*

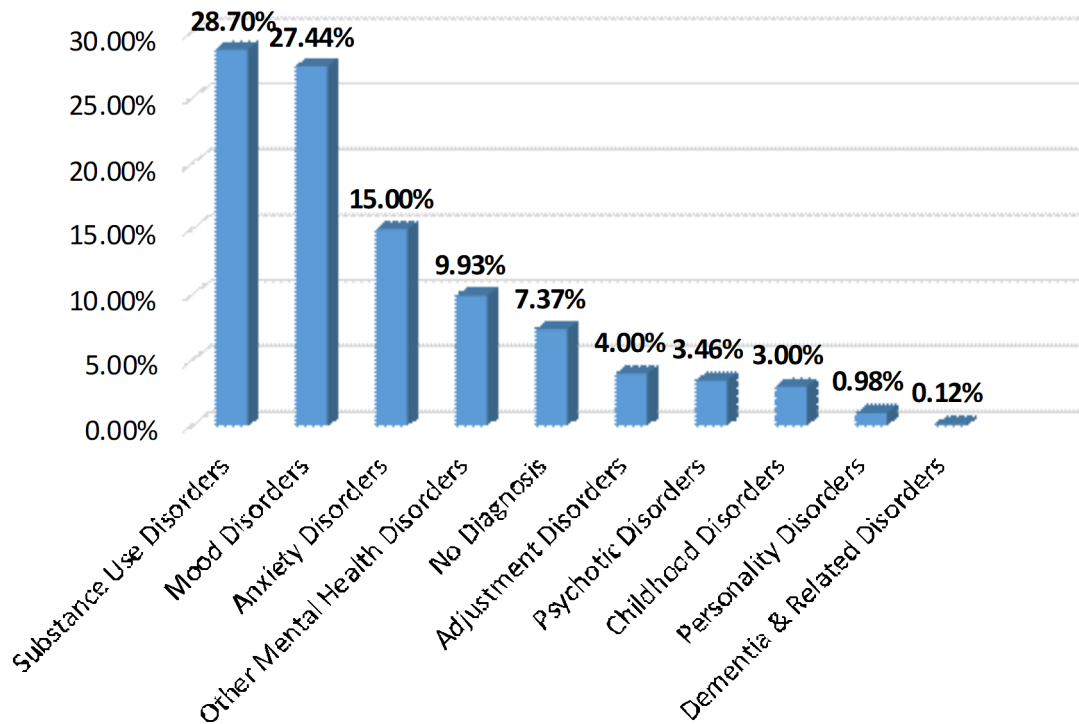
***91.2% of Cases fall below 200% of federal poverty level*

Cases by Service Type:

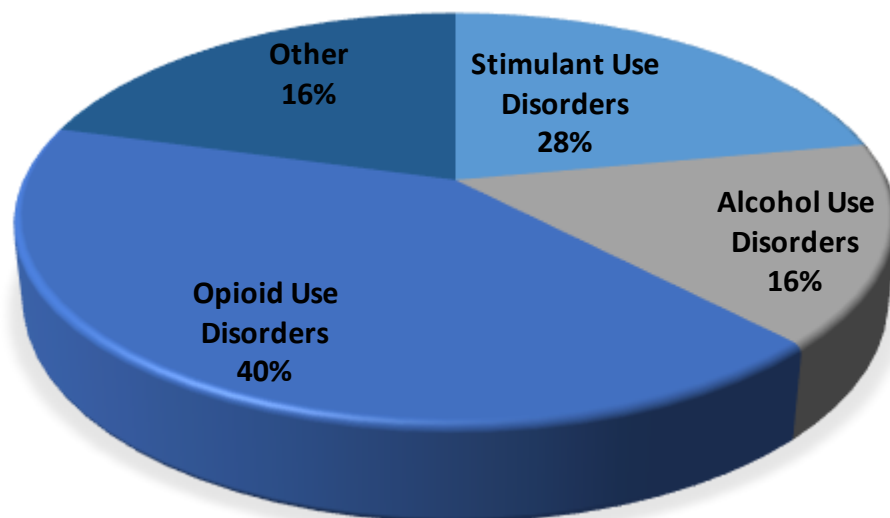
| | |
|---------------------|--------|
| Treatment Services | 16,831 |
| Prevention Services | 15,595 |
| Recovery Supports | 525 |
| Community Services | 4,886 |

Total Individuals Served: 37,837

Cases by Primary Diagnosis at Admission



Substance Use Disorders by Substance



Statement of Support & Revenues

FEDERAL FUNDING

| | |
|--|--------------|
| State Opioid Response Grant | \$ 1,528,837 |
| Community Investments | \$ 1,005,022 |
| TASC | \$ 355,292 |
| Per Capita SUD Prevention | \$ 343,813 |
| COSSAP (DOJ-BJA Grant) | \$ 90,194 |
| Mental Health Block Grant | \$ 229,972 |
| Title XX | \$ 194,316 |
| Engage 2.0 MRSS Grant | \$ 192,133 |
| PATH | \$ 92,656 |
| System of Care Grant (Formerly Adolescent) | \$ 167,653 |
| HRSA (Health & Human Services Grant) | \$ 42,174 |
| OVC (DOJ-BJA Grant) | \$ 26,505 |
| COVID Relief Funds | \$ 56,250 |
| COVID Crisis Flex Funds | \$ 150,024 |
| FEMA ISP COVID Crisis Funds | \$ 33,858 |

Total Federal Funding **\$ 4,508,699**

STATE FUNDING

| | |
|---|------------|
| Community Investments | \$ 407,648 |
| State Addiction Treatment Program (ATP) | \$ 90,000 |
| Specialty Docket Support | \$ 325,000 |
| Continuum of Care | \$ 935,845 |
| BHCJ Linkage | \$ 150,000 |
| SUD Crisis Stabilization | \$ 143,124 |
| Gambling & Addictions | \$ 121,628 |
| Drug Court Treatment Services | \$ 103,356 |
| Prevention | \$ 52,685 |
| Recovery Housing Initiative | \$ 45,900 |
| Criminal Justice Forensic Monitoring | \$ 13,792 |

Total State Funding **\$ 2,388,978**

Statement of Support & Revenues

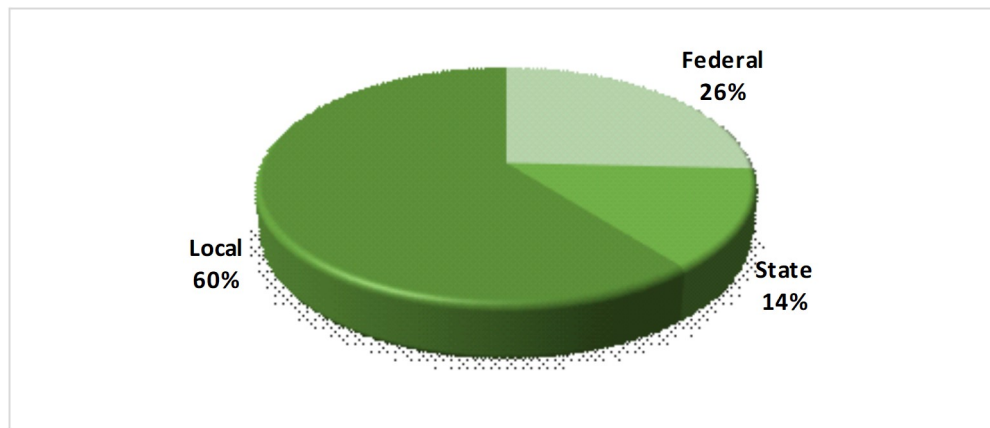
LOCAL FUNDING

| | |
|---|--------------|
| Levy - Mental Health | \$10,306,605 |
| Miscellaneous & Prior Year Reimbursements | \$ 20,604 |
| Butler County General Funds | \$ 110,000 |
| Rental Income | \$ 75,264 |
| Interact for Health Grant | \$ 90,500 |

Total Local Funding **\$10,602,973**

TOTAL SUPPORTS & REVENUES **\$17,500,650**

Percentage By Funding Source



STATEMENT OF DISBURSEMENTS & EXPENSES

| | |
|---------------------------------|---------------------|
| Service and Program Expenses | \$14,704,586 |
| Operating Expenses of the Board | <u>\$ 1,559,780</u> |

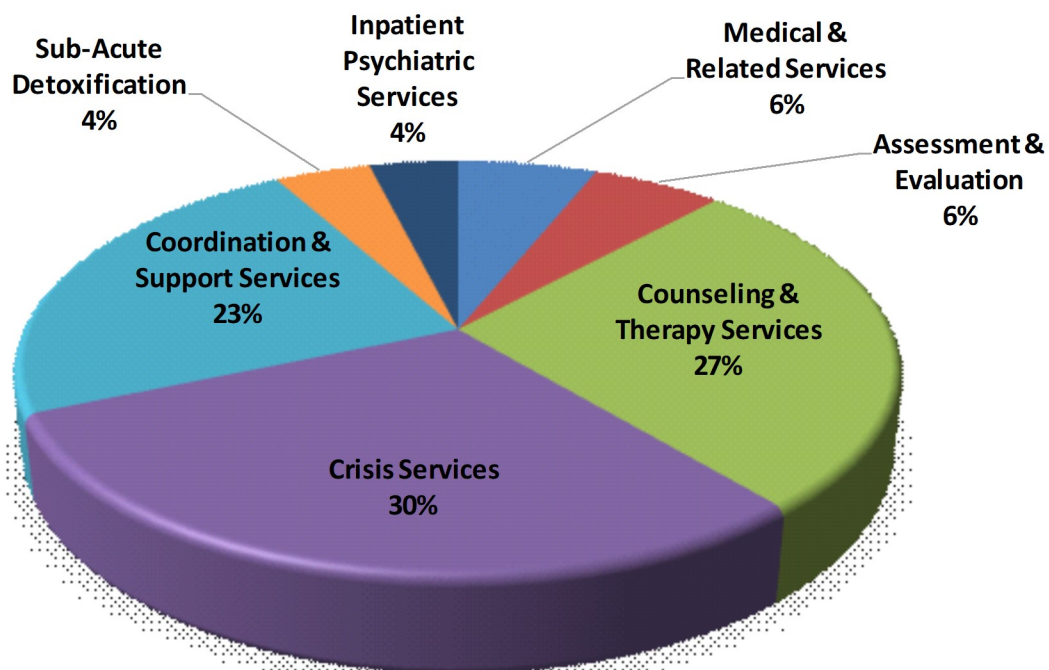
TOTAL DISBURSEMENTS & EXPENSES **\$16,264,366**

Support & Revenues minus Expenses **\$ 1,236,284**

Total Expenditures

| SERVICES | EXPENDITURES | % of TOTAL |
|---|----------------------|-------------|
| Residential Care/Housing Services | \$ 4,485,670 | 28% |
| Other Services, Not Otherwise Specified | \$ 4,118,062 | 25% |
| Treatment Services | \$ 3,704,210 | 23% |
| Board Operating Expenses | \$ 1,559,780 | 10% |
| Community Services/Pass Through Funds | \$ 1,376,875 | 8% |
| Prevention Services | \$ 1,019,769 | 6% |
| TOTAL | \$ 16,264,366 | 100% |

Treatment Services Expenditures by Service Type



Continued →

Total Expenditures Continued

Other Services, Not Otherwise Specified

| | |
|--|--------------|
| Wraparound & Recovery Support Services | \$ 335,059 |
| Other MH Jail Services | \$ 399,320 |
| Other Non-Healthcare Services | \$ 209,979 |
| Mental Health Courts Services | \$ 300,000 |
| Guardianship Program Services | \$ 265,760 |
| MH Outreach Services | \$ 128,028 |
| PATH | \$ 92,656 |
| Other AOD Related Services | \$ 1,109,256 |
| Consultation Services | \$ 351,383 |
| Forensic Monitoring | \$ 206,291 |
| Social Recreation Services | \$ 202,466 |
| Other MH Expense Services | \$ 147,409 |
| Probate Monitoring | \$ 121,155 |
| Employment Services | \$ 111,160 |
| Childcare Services | \$ 110,000 |
| Transitional Youth Program Services | \$ 28,140 |

Total Other Services, Not Otherwise Specified \$ 4,118,062



**Butler County
Mental Health & Addiction
Recovery Services Board**