

Annual Report

F
Y

2
0
2
0



Butler County Mental Health & Addiction Recovery Services Board

5963 Boymel Drive
Fairfield, Ohio 45014

Equal Opportunity Employer

MISSION:

The mission of the Butler County Mental Health and Addiction Recovery Services Board is to provide comprehensive, timely, effective and unified community mental health and addiction recovery services and supports that continuously improve the quality of life of Butler County citizens.

VISION:

The vision of the Butler County Mental Health and Addiction Recovery Services Board is to ensure an innovative, best-practice based and financially stable publicly funded mental health and addiction recovery system that offers Butler County residents services and support that are preventative, impactful and measurable.

BOARD OF DIRECTORS:

President

Wayne Mays

Vice President & Board Development Committee Chair

Pat Deis-Gleeson

Mental Health Committee Chair

Christine Hacker

Addiction & Recovery Services Committee Chair

Mathew Himm

Richard Bement

Father Michael Pucke

Pastor Michael Bailey

Dr. Theodore Hunter

Lonnie Tucker

Kim McKinney

Kelsey Wargo

Rubina Dosani

Deborah Stanton

Rev. Gary Smith

Dave Swigonski

John Silvani

Rev. Vanessa Cummings

Sandra Smith

BOARD ADMINISTRATIVE STAFF:

Executive Director

Scott D. Rasmus, PhD, LPCC-S, IMFT

Associate Executive Director of Addiction Services

Tiffany R. Lombardo, MA, LISW-S, LICDC-CS

Associate Executive Director of Mental Health Services

Scott C. Fourman, MS, LPCC-S

Board Attorney

Cassandra E. Kiesey, Esq.

Chief Clinical Officer

Michael E. Miller, M.D.

Director of Finance & Administrative Services

Marion Rhodus, MPA

Director of Children's Services

Ellen F. Stollings, MSW, LISW-S

Director of Addiction Services

Joanna Lowry, MA, LPCC-S, LICDC-CS

COAP Grant Coordinator

Martina Weber, LISW-S

Assistant Director of MH Finances & Administrative Services

Lauren R. Costello

Assistant Director of ARS Finances & Administrative Service

Angela Creech

Claims Coordinator

Patti L. Quinn

Executive Assistant

Jennifer Coats

Admin. Asst. to Director of Finance & Administrative Services

Denise E. Boyd

Receptionist/Administrative Assistant

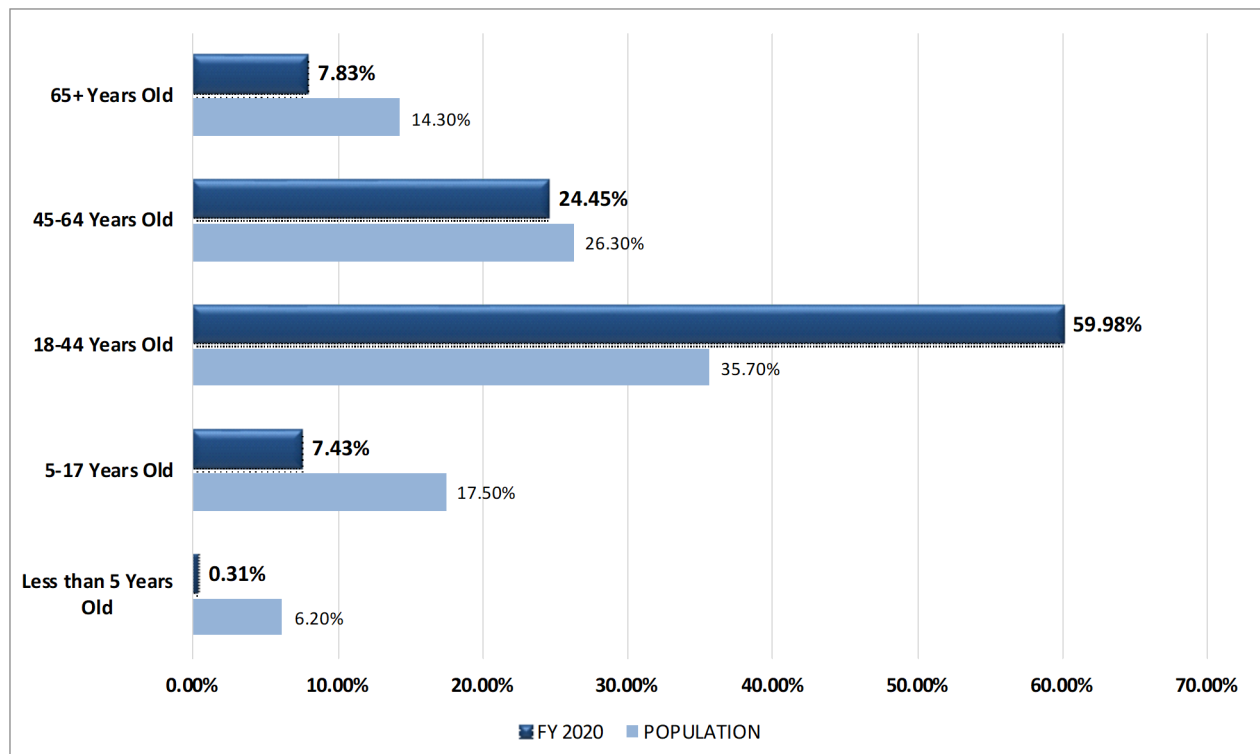
Janet Essert

The projected total number of people served by the Butler County Community Mental Health and Addiction system, supported by BCMHARSB, including non-Medicaid clients in FY 2020 was approximately:

40,462

Based on 2019 Projected Census data, BCMHARSB supported system continues to serve more than 10% of Butler County's Total Population of 383,184.

Client Age



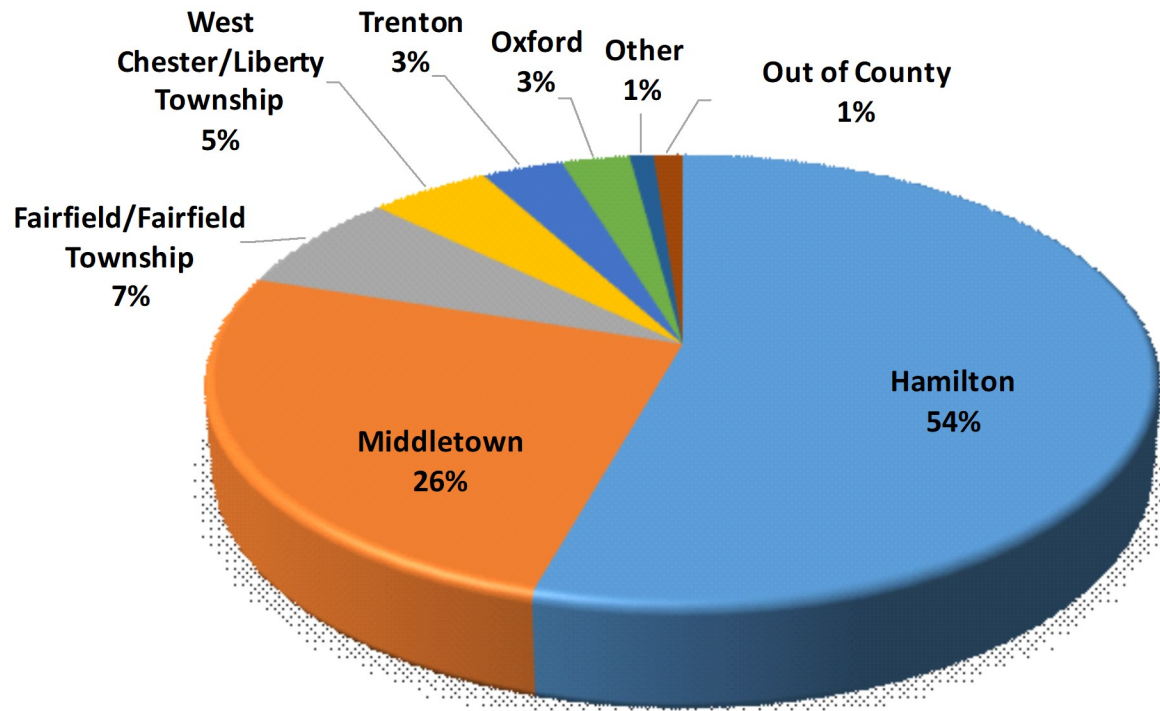
Client Race

Caucasian	81.3%
African-American	12.3%
Unknown	6.0%
Asian	0.3%
Other	0.1%

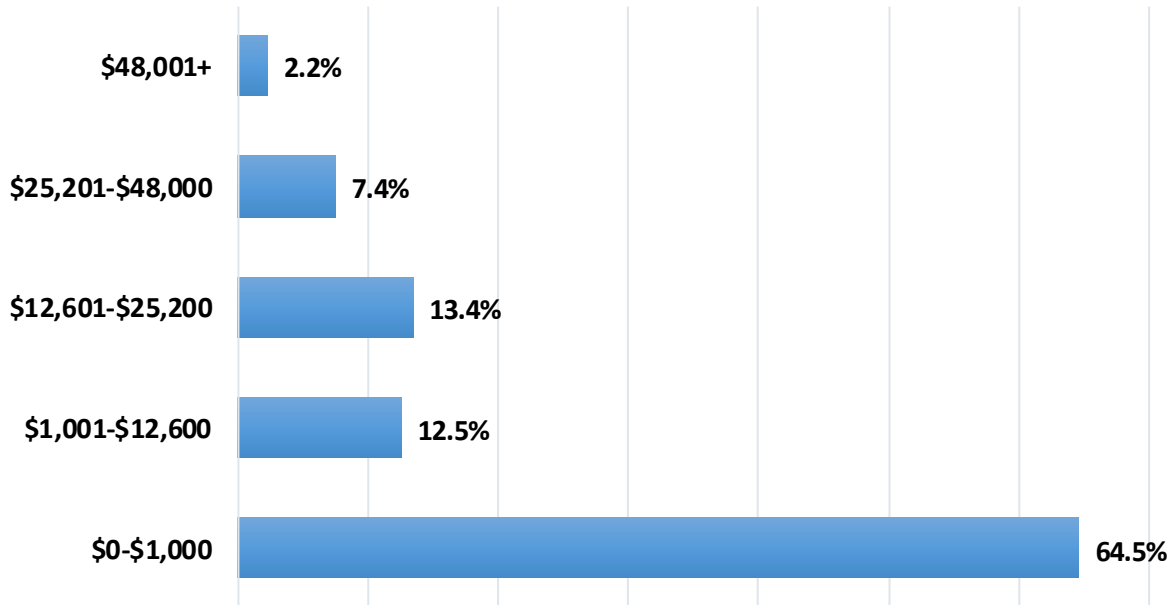
Client Gender

Male	57.05%
Female	42.9%
Non-Binary	0.05%

Cases by City of Residence within Butler County



Cases by Annual Income



**77% of Cases fall below the federal poverty level*

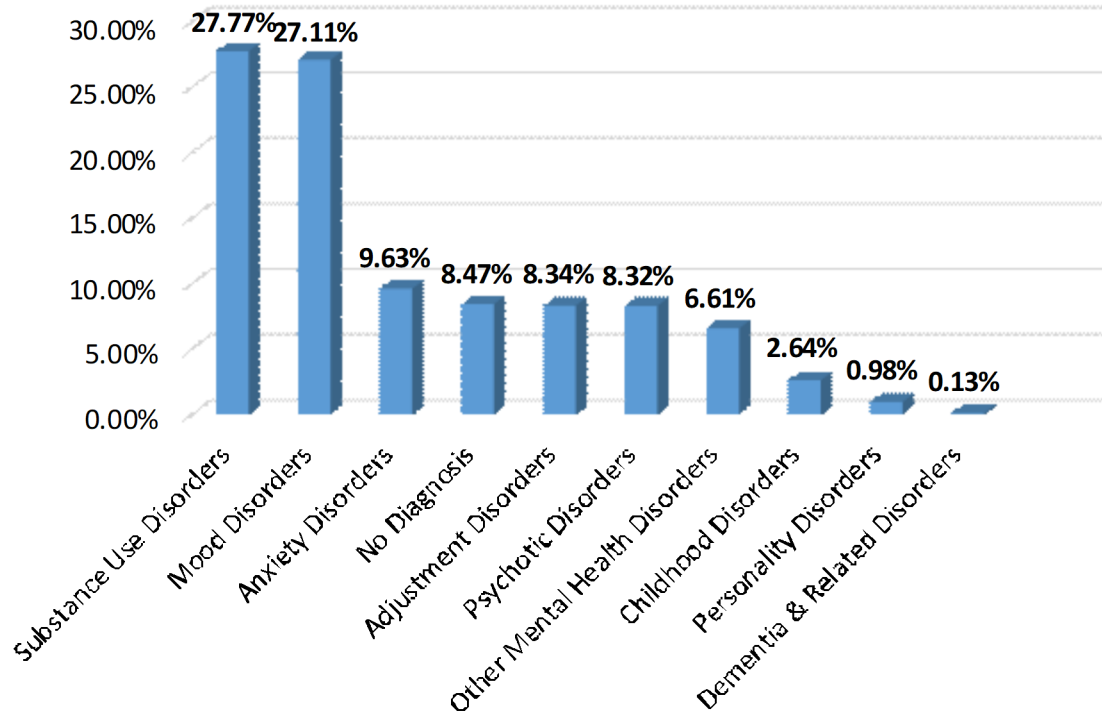
***90.4% of Cases fall below 200% of federal poverty level*

Cases by Service Type:

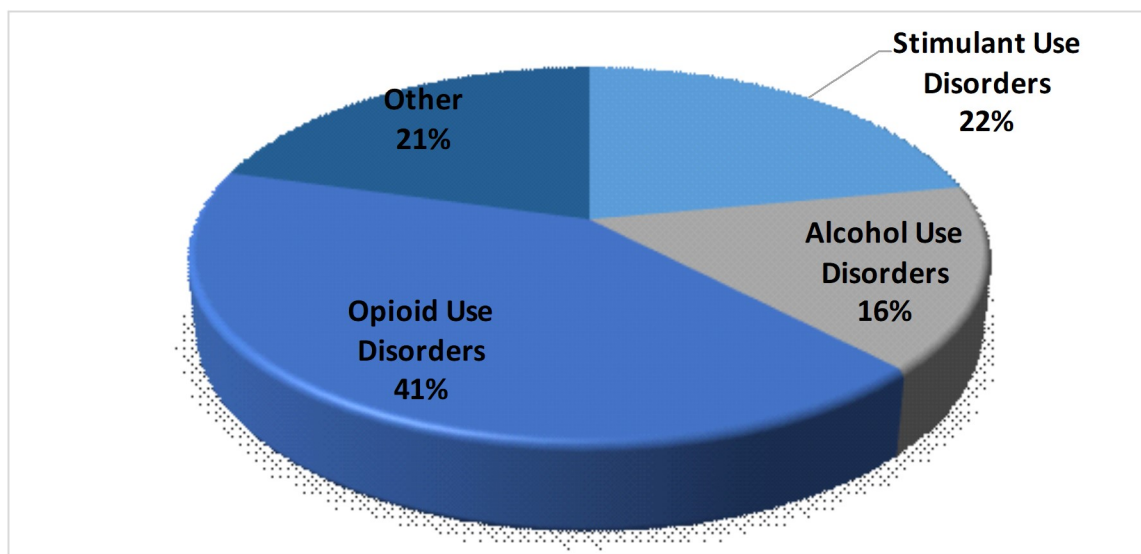
Treatment Services	19,172
Prevention Services	14,380
Recovery Supports	985
Community Services	5,925

Total Individuals Served: 40,462

Cases by Primary Diagnosis at Admission



Substance Use Disorders by Substance



Statement of Support & Revenues

FEDERAL FUNDING

State Opioid Response Grant	\$ 1,082,875
Community Investments	\$ 1,005,022
TASC	\$ 355,292
Per Capita SUD Prevention	\$ 343,813
COAP (DOJ-BJA Grant)	\$ 330,246
Mental Health Block Grant	\$ 219,627
Title XX	\$ 194,640
Engage 2.0 MRSS Grant	\$ 158,089
PATH	\$ 95,921
Women's Treatment	\$ 93,856
System of Care Grant (Formerly Adolescent)	\$ 48,039
Emergency COVID 19 Grant	\$ 10,799

Total Federal Funding \$ 3,938,219

STATE FUNDING

Community Investments	\$ 705,720
K-12 Prevention & Education	\$ 556,906
Specialty Docket Support	\$ 250,000
Continuum of Care AOD	\$ 171,658
Crisis Flex Funding	\$ 170,151
BHCJ Linkage	\$ 150,000
SUD Crisis Stabilization	\$ 144,693
Gambling & Addictions	\$ 121,628
Drug Court Treatment Services	\$ 103,356
Community Transition Program (Prison Link)	\$ 90,000
ADAMHS Board Treatment & Recovery	\$ 84,121
Prevention	\$ 52,685
Recovery Housing Initiative	\$ 45,900
MH Crisis Stabilization	\$ 36,173
Criminal Justice Forensic Monitoring	\$ 13,792

Total State Funding \$ 2,696,783

Statement of Support & Revenues

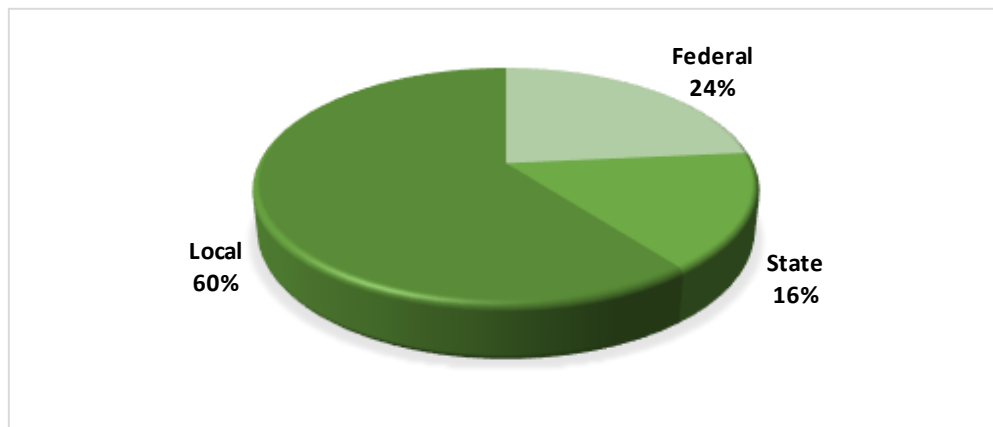
LOCAL FUNDING

Levy - Mental Health	\$ 9,939,827
Miscellaneous & Prior Year Reimbursements	\$ 100
Butler County General Funds	\$ 110,000
Rental Income	\$ 75,264

Total Local Funding **\$10,125,191**

TOTAL SUPPORTS & REVENUES **\$16,760,193**

Percentage By Funding Source



STATEMENT OF DISBURSEMENTS & EXPENSES

Service and Program Expenses \$ 14,908,887

Operating Expenses of the Board \$ 1,564,606

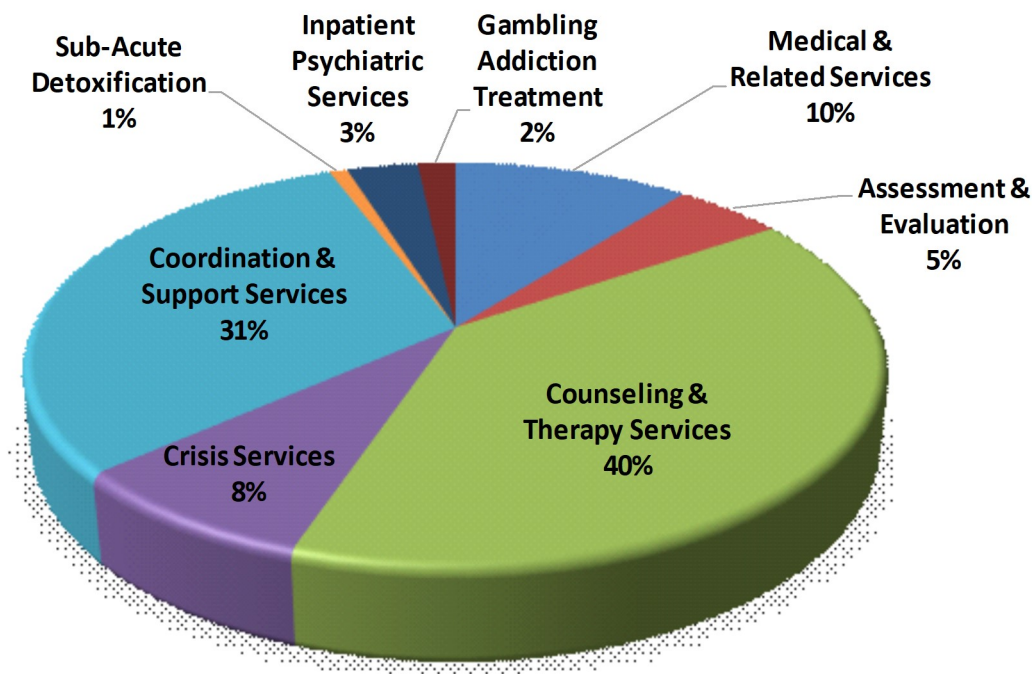
TOTAL DISBURSEMENTS & EXPENSES **\$16,473,493**

Support & Revenues minus Expenses **\$ 286,700**

Total Expenditures

SERVICES	EXPENDITURES	% of TOTAL
Residential Care/Housing Services	\$ 4,509,889	27%
Other Services, Not Otherwise Specified	\$ 4,482,628	27%
Treatment Services	\$ 2,703,217	16%
Board Operating Expenses	\$ 1,564,606	10%
Special Transactions/Pass Through	\$ 1,405,071	9%
Prevention Services	\$ 980,785	6%
Community Services	\$ 827,297	5%
TOTAL	\$ 16,473,493	100%

Treatment Services Expenditures by Service Type



Continued →

Total Expenditures Continued

Other Services, Not Otherwise Specified

Wraparound & Recovery Support Services	\$ 624,361
Other MH Related Services & Capital Expenses	\$ 472,482
Jail Program (MH) Services	\$ 399,320
COAP (DOJ-BJA Grant)	\$ 330,246
Mental Health Courts Services	\$ 300,000
Guardianship Program Services	\$ 298,808
Outreach Services	\$ 256,934
Other AOD Related Services	\$ 256,518
Consultation Services	\$ 248,495
Employment Services	\$ 219,255
Forensic Monitoring	\$ 206,291
Inpatient Psychiatric Services	\$ 197,705
Social Recreation Services	\$ 172,070
Criminal Justice—Behavioral Health Linkage	\$ 150,000
Probate Monitoring	\$ 121,155
Childcare Services	\$ 110,000
Perinatal Education Services	\$ 47,477
Training Services	\$ 27,713
Withdrawal Management Services	\$ 21,625
Gambling Treatment Services	\$ 16,055
Medication	\$ 5,008
Transitional Youth Program Services	\$ 1,110

Total Other Services, Not Otherwise Specified \$ 4,482,628

Special Transactions/Pass Through

K-12 Prevention Services	\$ 459,746
TASC	\$ 355,292
Specialty Dockets	\$ 250,000
Drug Court	\$ 103,356
PATH	\$ 95,921
Women's Room and Board	\$ 93,856
Recovery Housing	\$ 46,900

Total Special Transactions/Pass Through \$ 1,405,071



**Butler County
Mental Health & Addiction
Recovery Services Board**