

# Annual Report

F  
Y

2  
0  
1  
9



## **Butler County Mental Health & Addiction Recovery Services Board**

5963 Boymel Drive  
Fairfield, Ohio 45014

Equal Opportunity Employer

## **MISSION:**

The mission of the Butler County Mental Health and Addiction Recovery Services Board is to provide comprehensive, timely, effective and unified community mental health and addiction recovery services and supports that continuously improve the quality of life of Butler County citizens.

## **VISION:**

The vision of the Butler County Mental Health and Addiction Recovery Services Board is to ensure an innovative, best-practice based and financially stable publicly funded mental health and addiction recovery system that offers Butler County residents services and support that are preventative, impactful and measurable.

## **BOARD OF DIRECTORS:**

### **President**

Wayne Mays

### **Vice President & Board Development Committee Chair**

Pat Deis-Gleeson

### **Past President**

Barbara Desmond

### **Mental Health Committee Chair**

Christine Hacker

### **Addiction & Recovery Services Committee Chair**

Mathew Himm

Laura Amriott, Esq.

Richard Bement

Father Michael Pucke

Pastor Michael Bailey

Dr. Theodore Hunter

Patricia Irwin

Kim McKinney

Dr. Cricket Meehan

Rubina Dosani

Deborah Stanton

Reverend Gary Smith

Dave Swigonski

Lonnie Tucker

## **BOARD ADMINISTRATIVE STAFF:**

### **Executive Director**

Scott D. Rasmus, PhD, LPCC-S, IMFT

### **Associate Executive Director of Addiction Services**

Tiffany R. Lombardo, MA, LISW-S, LICDC-CS

### **Associate Executive Director of Mental Health**

Scott C. Fourman, MS, LPCC-S

### **Board Attorney**

Cassandra E. Kiesey, Esq.

### **Chief Clinical Officer**

Michael E. Miller, M.D.

### **Director of Finance & Administrative Services**

Marion Rhodus, MPA

### **Director of Children's Services**

Ellen F. Harvey, MSW, LISW-S

### **Director of Addiction Services**

Joanna Lowry, MA, LPCC-S, LICDC-CS

### **COAP Grant Coordinator**

Martina Weber, LISW-S

### **Assistant Director of MH Finances & Administrative Services**

Lauren R. Costello

### **Assistant Director of ARS Finances & Administrative Service**

Angela Creech

### **Claims Coordinator**

Patti L. Quinn

### **Executive Assistant**

Jennifer Coats

### **Admin. Asst. to Director of Finance & Administrative Services**

Denise E. Boyd

### **Receptionist/Administrative Assistant**

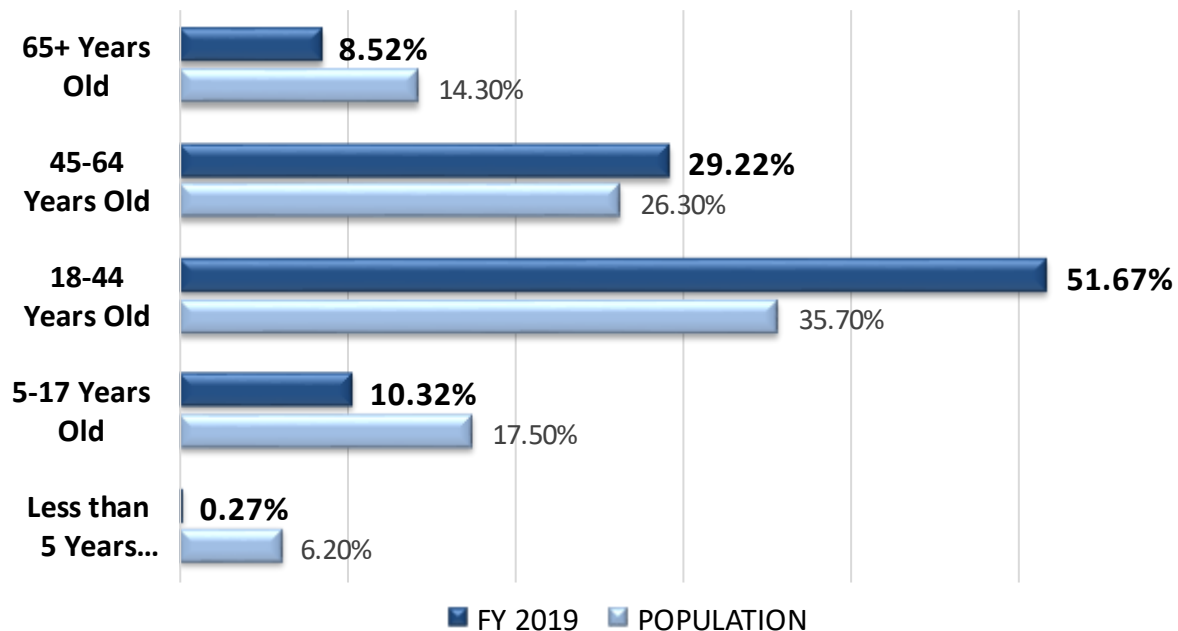
Janet Essert

The projected total number of people served by the Butler County Community Mental Health and Addiction system, supported by BCMHARSB, including non-Medicaid clients in FY 2019 was approximately:

# 39,262

*Based on 2019 Projected Census data, BCMHARSB supported system services for 10% of Butler County's Total Population of 383,184.*

## Client Age



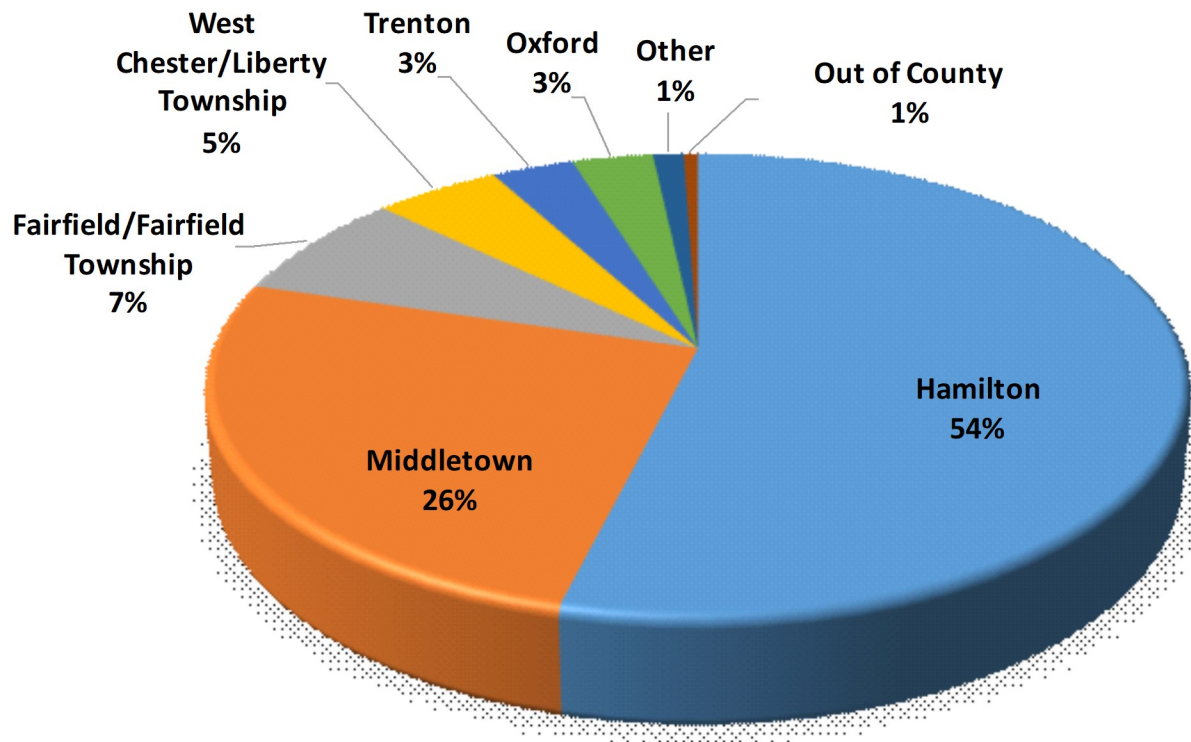
## Client Race

|                  |       |
|------------------|-------|
| Caucasian        | 80.8% |
| African-American | 8.1%  |
| Unknown          | 10.3% |
| Asian            | .4%   |
| Other            | .4%   |

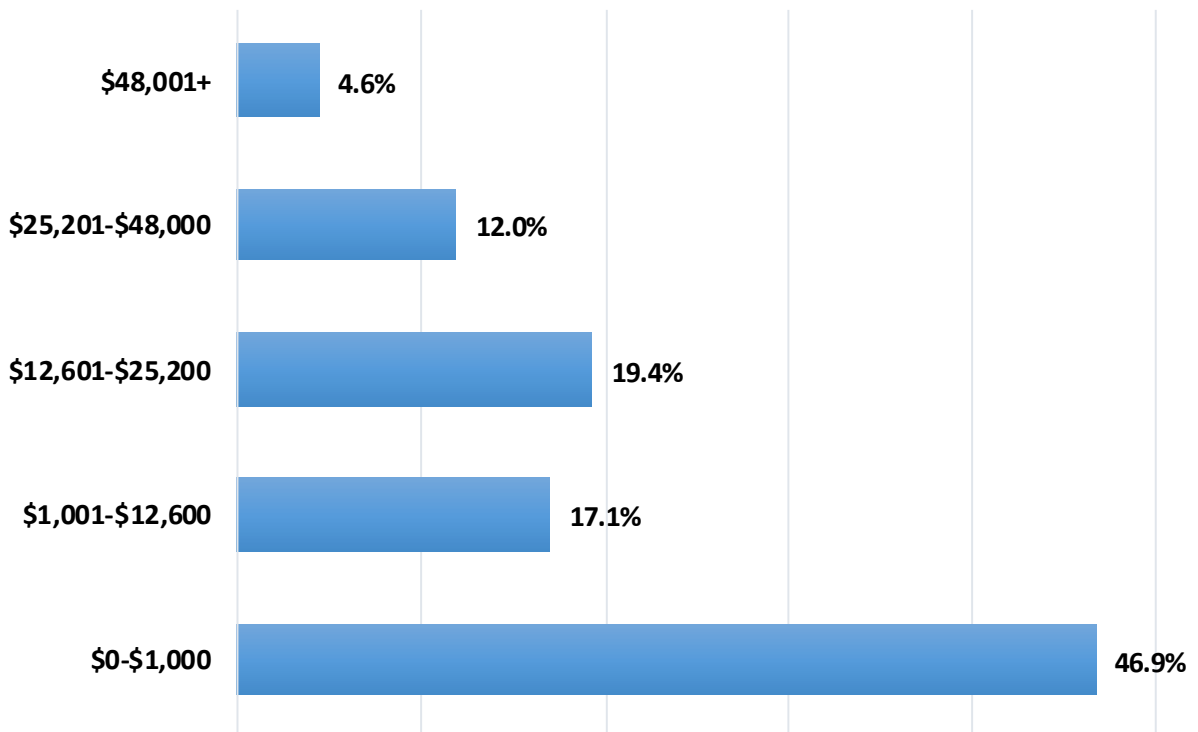
## Client Gender

|        |       |
|--------|-------|
| Male   | 47.9% |
| Female | 52.1% |

## Cases by City of Residence within Butler County



## Cases by Annual Income



*\*64% of Cases fall below the federal poverty level*

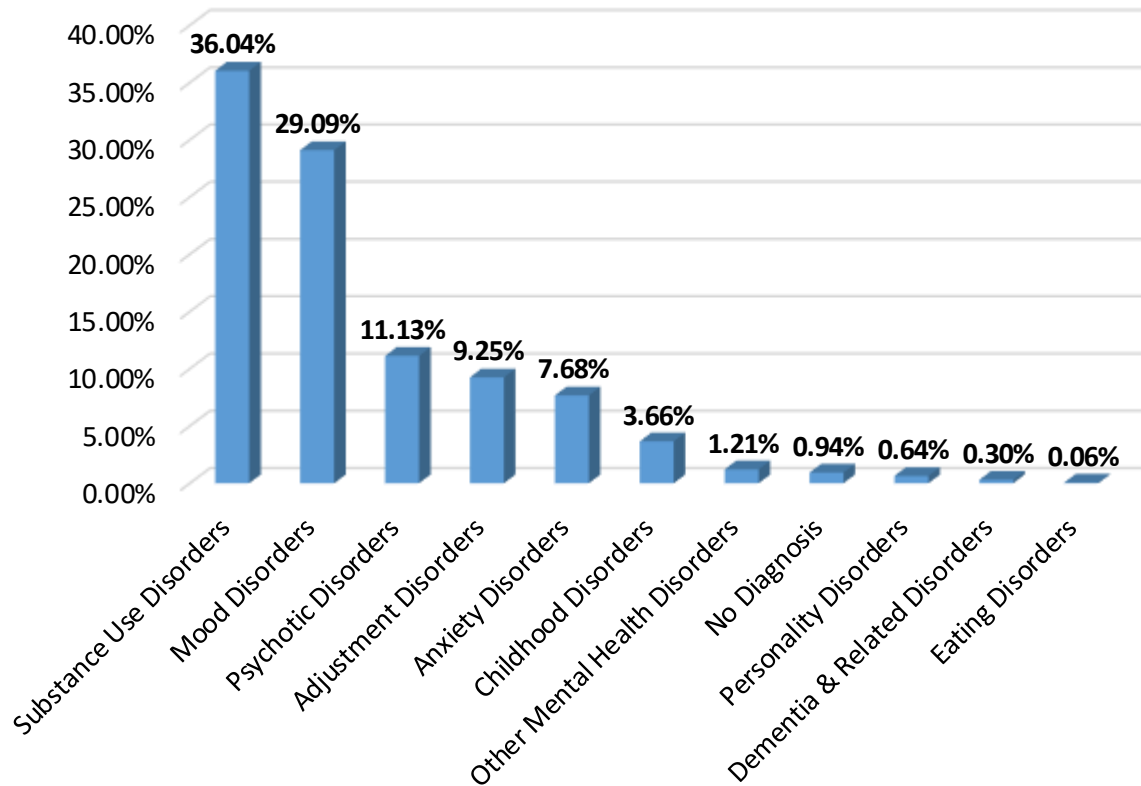
*\*\*83.4% of Cases fall below 200% of federal poverty level*

## Cases by Service Type:

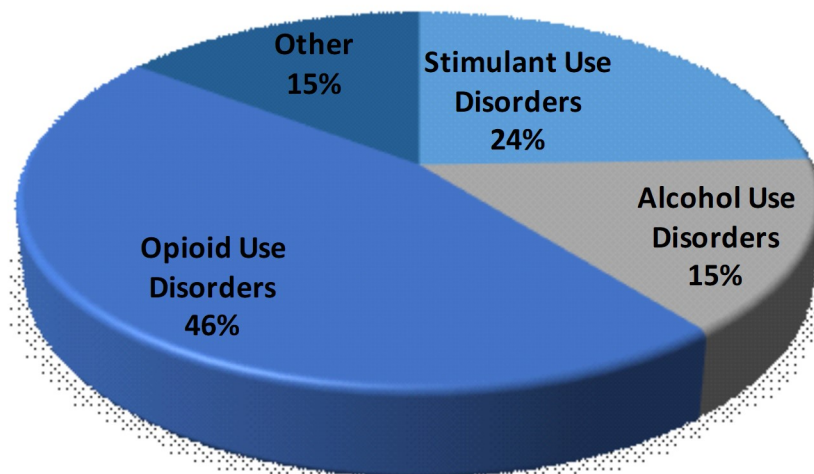
|                     |        |
|---------------------|--------|
| Treatment Services  | 12,526 |
| Prevention Services | 17,725 |
| Recovery Supports   | 1,386  |
| Community Services  | 7,625  |

**Total Individuals Served: 39,262**

## Cases by Primary Diagnosis at Admission



## Substance Use Disorders by Substance



## Statement of Support & Revenues

### FEDERAL FUNDING

|                              |                     |
|------------------------------|---------------------|
| Community Investments        | \$ 1,005,022        |
| 21st Century Cures Act       | \$ 932,880          |
| Women's Treatment            | \$ 425,423          |
| TASC                         | \$ 355,292          |
| Per Capita Prevention        | \$ 343,813          |
| BG Base                      | \$ 302,192          |
| Title XX                     | \$ 193,627          |
| PATH                         | \$ 92,656           |
| <b>Total Federal Funding</b> | <b>\$ 3,650,905</b> |

### STATE FUNDING

|  |                     |
|--|---------------------|
| Community Investments                        | \$ 475,418          |
| Continuum of Care MH                         | \$ 343,938          |
| Crisis Stabilization & Withdrawal Management | \$ 247,933          |
| Continuum of Care AOD                        | \$ 171,658          |
| BHCJ Linkage                                 | \$ 150,000          |
| Gambling & Addictions                        | \$ 121,628          |
| Drug Court Treatment Services                | \$ 103,356          |
| Specialty Docket Support                     | \$ 100,000          |
| Prevention                                   | \$ 52,685           |
| Recovery Housing Initiative                  | \$ 48,000           |
| Criminal Justice Forensic Monitoring         | \$ 13,792           |
| HB 49  | \$ 10,567           |
| <b>Total State Funding</b>                   | <b>\$ 1,838,975</b> |

## Statement of Support & Revenues

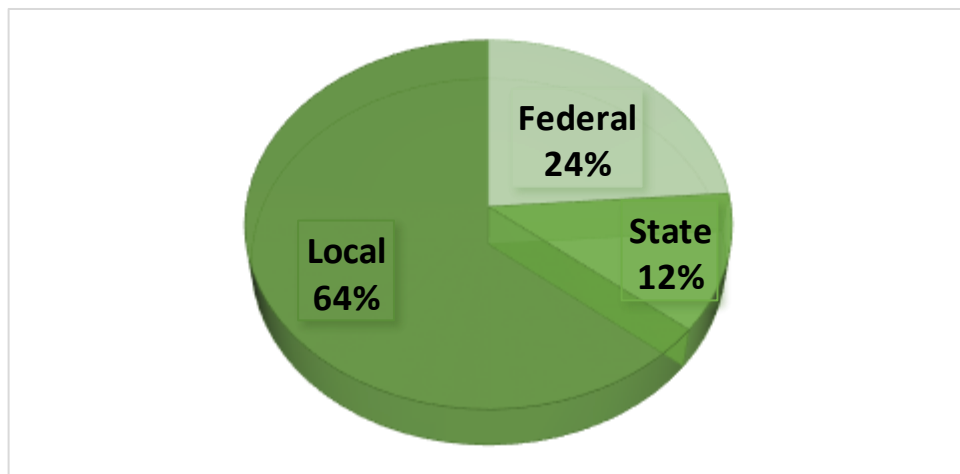
### LOCAL FUNDING

|                             |              |
|-----------------------------|--------------|
| Levy - Mental Health        | \$ 8,063,805 |
| Levy - AOD                  | \$ 1,567,455 |
| Butler County General Funds | \$ 110,000   |
| Rental Income               | \$ 73,080    |

**Total Local Funding** **\$ 9,814,340**

**TOTAL SUPPORTS & REVENUES** **\$15,304,220**

### Percentage By Funding Source



### STATEMENT OF DISBURSEMENTS & EXPENSES

|                                 |                      |
|---------------------------------|----------------------|
| Service and Program Expenses    | \$ 13,551,127        |
| Operating Expenses of the Board | <u>\$ 1,505, 994</u> |

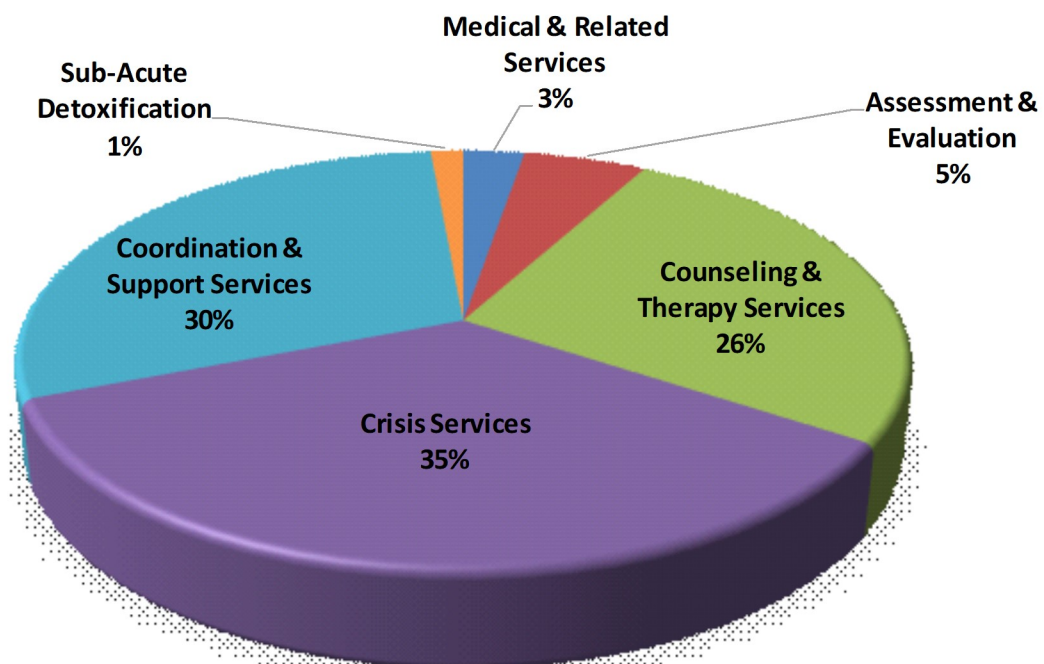
**TOTAL DISBURSEMENTS & EXPENSES** **\$15,057,121**

**Support & Revenues minus Expenses** **\$ 247,099**

## Total Expenditures

| SERVICES                                | EXPENDITURES         | % of TOTAL  |
|---|----------------------|-------------|
| Residential Care/Housing Services       | \$ 4,448,756         | 29%         |
| Other Services, Not Otherwise Specified | \$ 2,971,982         | 20%         |
| Treatment Services                      | \$ 2,123,814         | 14%         |
| Special Transactions/Pass Through       | \$ 1,743,272         | 12%         |
| Board Operating Expenses                | \$ 1,505,994         | 10%         |
| Community Services                      | \$ 1,367,733         | 9%          |
| Prevention Services                     | \$ 895,570           | 6%          |
| <b>TOTAL</b>                            | <b>\$ 15,057,121</b> | <b>100%</b> |

### Treatment Services Expenditures by Service Type



Continued →

## Total Expenditures Continued

### Other Services, Not Otherwise Specified

|  |                     |
|--|---------------------|
| Jail Program   | \$ 602,713          |
| Guardianship Program                                 | \$ 291,356          |
| Consultation   | \$ 281,143          |
| Wrap-Around Services                                 | \$ 266,000          |
| Mental Health Court                                  | \$ 250,625          |
| Other Mental Health Services                         | \$ 200,080          |
| Outreach Services                                    | \$ 190,932          |
| Social Recreation                                    | \$ 172,070          |
| Probate Monitoring                                   | \$ 163,155          |
| OOD Employment Program Match                         | \$ 157,158          |
| Childcare  | \$ 110,000          |
| Opiate Related Program                               | \$ 108,496          |
| Employment Program                                   | \$ 53,456           |
| Gambling Program                                     | \$ 51,448           |
| Perinatal Education                                  | \$ 29,000           |
| Medication   | \$ 24,109           |
| Youth Education Services                             | \$ 8,170            |
| Mediation Services                                   | \$ 8,000            |
| Transitional Youth Program                           | \$ 4,071            |
| <b>Total Other Services, Not Otherwise Specified</b> | <b>\$ 2,971,982</b> |

### Special Transactions/Pass Through

|  |                     |
|--|---------------------|
| Women's Room and Board                         | \$ 425,423          |
| TASC   | \$ 355,292          |
| Collaborative Withdrawal Management            | \$ 200,160          |
| Collaborative MH Stabilization                 | \$ 195,026          |
| Linkage Services                               | \$ 171,292          |
| Drug Court                                     | \$ 103,356          |
| Specialty Dockets                              | \$ 100,000          |
| PATH   | \$ 92,656           |
| ATP  | \$ 52,067           |
| Recovery Housing                               | \$ 48,000           |
| <b>Total Special Transactions/Pass Through</b> | <b>\$ 1,743,272</b> |



**Butler County  
Mental Health & Addiction  
Recovery Services Board**