

Annual Report

F
Y

2
0
1
6



Butler County Mental Health & Addiction Recovery Services Board

5963 Boymel Drive
Fairfield, Ohio 45014

Equal Opportunity Employer

MISSION:

The mission of the Butler County Mental Health and Addiction Recovery Services Board is to provide comprehensive, timely, effective and unified community mental health and addiction recovery services and supports that continuously improve the quality of life of Butler County citizens.

VISION:

The vision of the Butler County Mental Health and Addiction Recovery Services Board is to ensure an innovative, best-practice based and financially stable publicly funded mental health and addiction recovery system that offers Butler County residents services and support that are preventative, impactful and measurable.

BOARD OF DIRECTORS:

President

Vivian Crooks

Past President

Vivian Crooks & Barbara Desmond

Vice President

Barbara Desmond

Secretary

Christine Hacker

Laura Amiott, Esq.

Jennifer Carter

Pat Dies-Gleeson

Benjamin Heroux

Dr. Theodore Hunter

Patricia Irwin

Wayne Mays

Dr. Cricket Meehan

Marianne Niese

Reverend Gary Smith

Deborah Stanton

Dave Swigonski

Lonnie Tucker

Dr. Kenneth Willman

BOARD ADMINISTRATIVE STAFF:

Executive Director

Scott D. Rasmus, PhD, LPPC-S, IMFT

Senior Director of Alcohol & Drug Addiction Services

Julie Payton, LISW-S, LICDC-CS, OCPSII

Associate Executive Director of Mental Health

Scott C. Fourman, MS, LPCC-S

Board Attorney

Cassandra E. Kiesey, Esq.

Chief Clinical Officer

Michael E. Miller, M.D.

Director of Finance & Administrative Services

Marion Rhodus, MPA

Director of Children's Services

Ellen F. Harvey, MSW, LISW-S

Assistant Director of Finance & Administrative Service

Angela Creech

Assistant Director of Finance & Administrative Services

Lauren R. Costello

Claims Coordinator

Patti L. Quinn

Special Projects Coordinator & Executive Assistant

Nikki Sandor

Administrative Assistant to Director of Finance & Administrative Services

Denise E. Boyd

Administrative Assistant

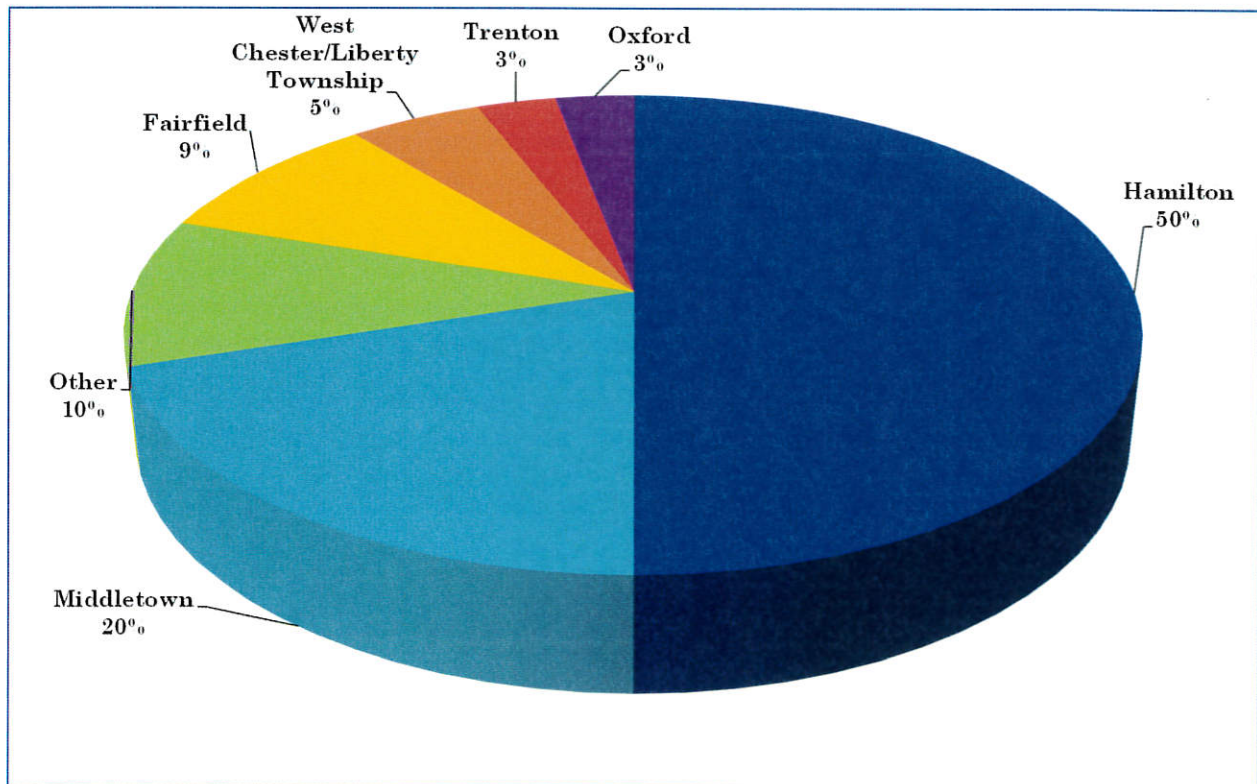
Ann Elam

Mental Health & Substance Use Statistics

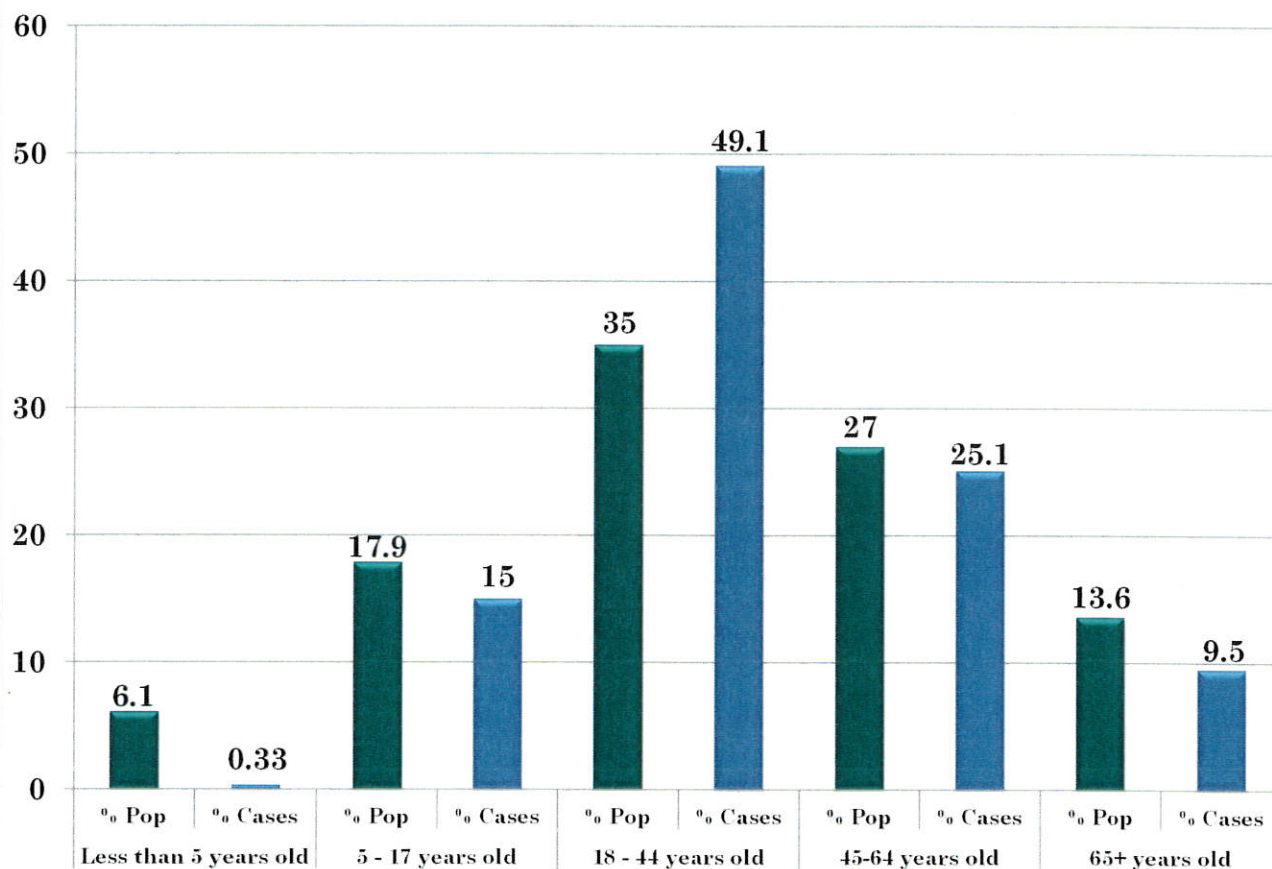
The projected total number of people served by the Butler County Community Mental Health and Addiction system, supported by BCMHARSB, including non-Medicaid clients in FY 2016 was approximately

23,850

Cases by Cities within Butler County



Cases vs Butler County Population by Age



Source of Population Data - 2015 Projected Census

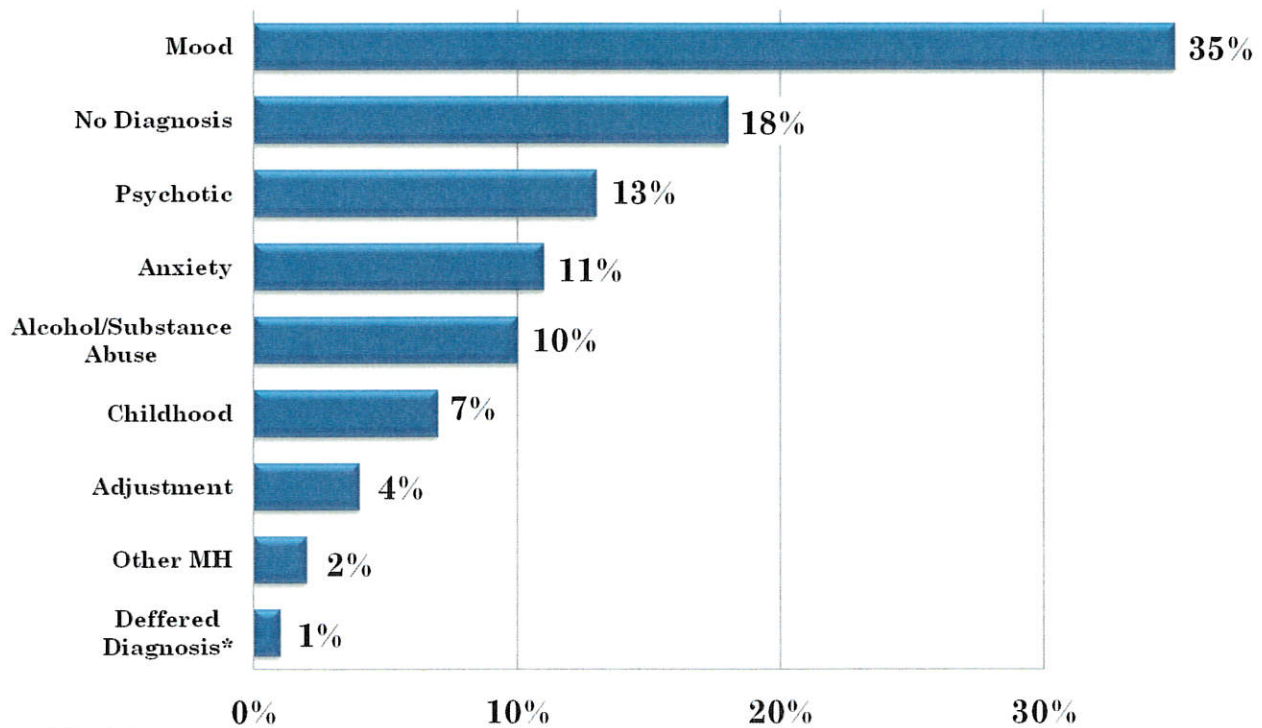
Client Race

Caucasian	79%
Other	11%
African-American	10%

Client Gender

Male	50.2%
Female	49.5%
Unknown	.3%

Cases by Primary Diagnosis/ Disorder Type on Admission*

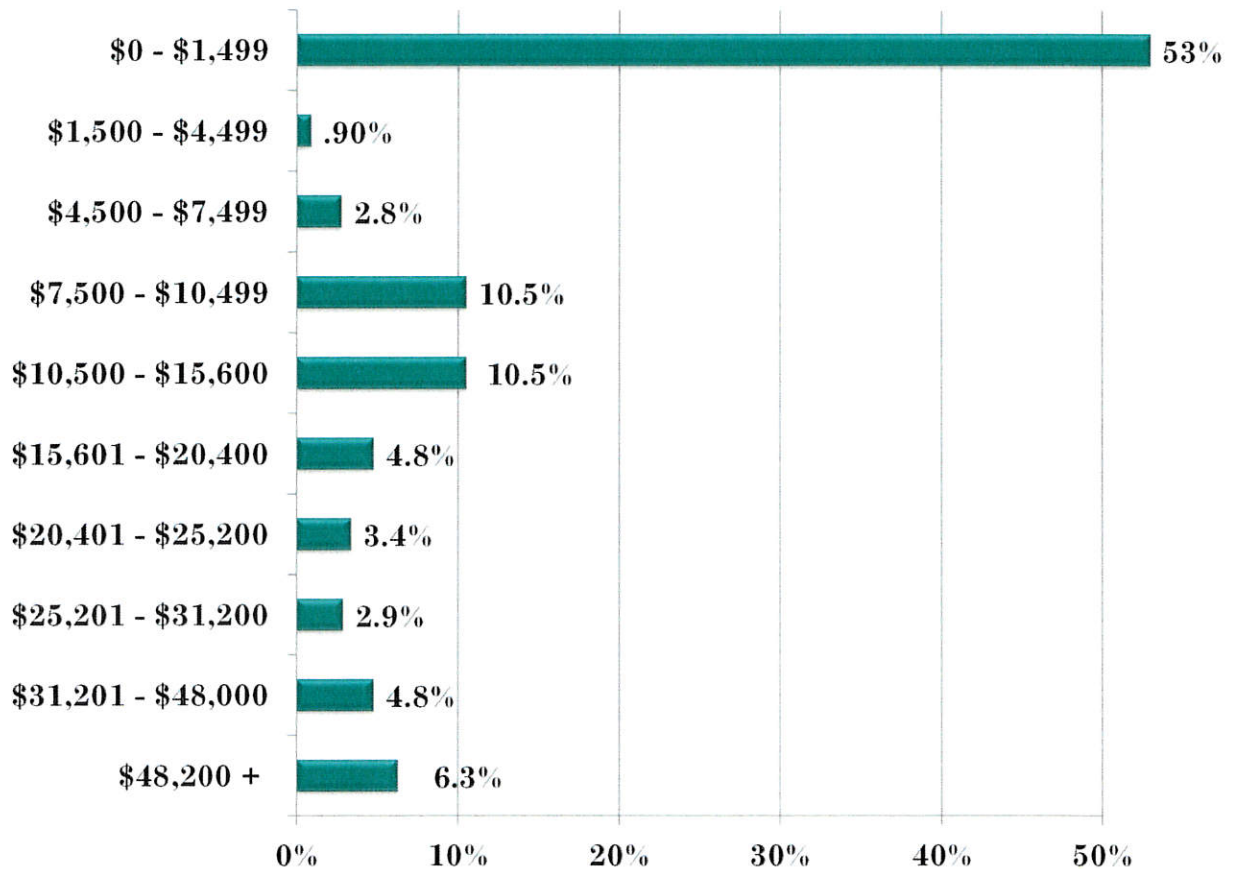


*Client diagnosis not
determined on admission

Client Primary Substance

Heroin/Opiates/Synthetic Opiates	74%
Alcohol	12%
Other Substance	7%
Marijuana	4%
Crack/Cocaine	3%

Cases by Annual Income Level



Unique Individuals Service

Unduplicated individuals served for:

Mental Health Treatment/Prevention	13,877
Substance Use Treatment	581
Substance Use Prevention	<u>9,392</u>
TOTAL UNDUPLICATED INDIVIDUALS SERVED	23,850

Total Expenditures by Service

SERVICES	EXPENDITURES	% of TOTAL
MH Residential Care	\$ 1,949,409	15.32%
Other MH Services	\$ 1,911,987	15.03%
MH Temporary Housing	\$ 1,338,920	10.52%
AOD Room and Board	\$ 1,234,418	9.70%
MH CPST (Individual)	\$ 873,673	6.87%
Other Services Not Otherwise Specified	\$ 788,070	6.19%
MH Pharmacologic Management	\$ 699,109	5.49%
Agency Salaries, Fringes and Operating	\$ 598,973	4.71%
MH Consultation	\$ 563,639	4.43%
MH Individual Counseling and Therapy	\$ 502,416	3.95%
Prevention Services: AOD Education	\$ 418,356	3.29%
MH Forensic Evaluation	\$ 229,426	1.80%
MH Social and Recreational Services	\$ 201,536	1.58%
MH Education	\$ 166,250	1.31%
AOD Intensive Outpatient	\$ 148,802	1.17%
MH Crisis Intervention	\$ 138,244	1.09%
MH Diagnostic Assessment	\$ 113,486	0.89%

Continued 

Total Expenditures by Service Continued

SERVICES	EXPENDITURES	% of TOTAL
AOD Childcare	\$ 110,000	0.86%
Prevention Service: AOD Environmental	\$ 104,100	0.82%
Community Medication	\$ 102,259	0.80%
AOD Group Counseling	\$ 97,445	0.77%
Prevention Services: AOD Alternative	\$ 89,797	0.71%
MH Employment / Vocational	\$ 83,426	0.66%
Prevention Services: Gambling Addiction	\$ 72,976	0.57%
MH Partial Hospitalization	\$ 66,990	0.53%
Prevention Services: AOD Community Based	\$ 26,529	0.21%
MH Group Counseling	\$ 26,302	0.21%
AOD Sub-Acute Detox	\$ 19,470	0.15%
AOD Individual Counseling	\$ 12,568	0.10%
MH Psychiatric Diagnostic	\$ 11,774	0.09%
AOD Outreach	\$ 10,433	0.08%
AOD Treatment Assessment	\$ 6,641	0.05%
MH CPST (Group)	\$ 4,762	0.04%
MH Information and Referral	\$ 1,204	0.01%
TOTAL	\$ 12,723,390	100.00%

Statement of Support & Revenues

FEDERAL FUNDING

Title XX	\$ 196,503
Block - Forensic Monitoring	\$ 2,200
Block - Community Base	\$ 217,428
PATH	\$ 93,190
618 Community Investments AOD Treatment	\$ 833,231
618 Per Capita AOD Prevention	\$ 253,999
618 Youth Led AOD Prevention	\$ 3,979
618 Big Brothers Big Sisters	\$ 27,066
618 Adolescent AOD Treatment	\$ 187,841
Women's AOD Treatment	\$ 365,414
TASC AOD	\$ 277,519

Total Federal Funding	\$ 2,458,370
------------------------------	---------------------

STATE FUNDING

421 Continuum of Care MH	\$ 279,247
421 Continuum of Care AOD	\$ 171,658
421 Community Investments (shared)	\$ 298,983
422 Forensic Center Multi-County Pass Through	\$ 166,766
422 Forensic Monitoring	\$ 13,792
Criminal Justice (shared)	\$ 150,000
GRF 406 AOD Prevention	\$ 27,855
629 Gambling Treatment	\$ 48,652
629 Gambling Prevention	\$ 72,976
422E Family Drug Court	\$ 103,356

Total State Funding	\$ 1,333,325
----------------------------	---------------------

Statement of Support & Revenues

LOCAL FUNDING

Levy - Mental Health	\$ 9,602,434
Council on Aging	\$ 18,562
US Department of HHS (Coalition)	\$ 102,679
Interact for Health (Health Foundation)	\$ 13,522
Rental Income	\$ 100,072
Miscellaneous & Prior Year Reimbursements	\$ 62,557
Total Local Funding	\$ 9,899,826
TOTAL SUPPORTS & REVENUES	\$13,691,521

STATEMENT OF DISBURSEMENTS & EXPENSES

Fee for Service Contract Payments	\$ 12,723,391
Operating Expenses of the Board	<u>\$ 1,147,673</u>
TOTAL DISBURSEMENTS & EXPENSES	\$ 13,871,064
Support & Revenues minus Expenses	\$ -179,543

NOTE: Feb 2016 University Blvd property sold for \$ 178,279



**Butler County
Mental Health & Addiction
Recovery Services Board**