

Annual Report

F
Y

2
0
2
2



Butler County Mental Health & Addiction Recovery Services Board

5963 Boymel Drive
Fairfield, Ohio 45014

Equal Opportunity Employer

MISSION:

The mission of the Butler County Mental Health and Addiction Recovery Services Board is to provide comprehensive, timely, effective and unified community mental health and addiction recovery services and supports that continuously improve the quality of life of Butler County citizens.

VISION:

The vision of the Butler County Mental Health and Addiction Recovery Services Board is to ensure an innovative, best-practice based and financially stable publicly funded mental health and addiction recovery system that offers Butler County residents services and support that are preventative, impactful and measurable.

BOARD OF DIRECTORS:

President

Pat Deis-Gleeson

Vice President & Board Development Committee Chair

Mathew Himm

Mental Health Committee Chair

Christine Hacker

Addiction & Recovery Services Committee Chair

Mathew Himm

Richard Bement
Father Michael Pucke
Pastor Michael Bailey
Dr. Theodore Hunter
Lonnie Tucker
Kim McKinney
Kelsey Wargo
Wayne Mays

Rev. Suzanne LeVesconte
Deborah Robertson
Rev. Gary Smith
Dave Swigonski
John Silvani
Rev. Vanessa Cummings
Tara D'Epifanio

BOARD ADMINISTRATIVE STAFF:

Executive Director

Scott D. Rasmus, PhD, LPPC-S, IMFT

Associate Executive Director of Addiction Services

Tiffany R. Lombardo, MA, LISW-S, LICDC-CS

Associate Executive Director of Mental Health Services

Scott C. Fourman, MS, LPCC-S

Board Attorney

Cassandra E. Kiesey, Esq.

Chief Clinical Officer

Michael E. Miller, M.D.

Director of Finance & Administrative Services

Marion Rhodus, MPA

Director of Children's Services

Ellen F. Stollings, MSW, LISW-S

Director of Addiction Services

Joanna Lowry, MA, LPCC-S, LICDC-CS

Director of Special Projects

Martina Weber, LISW-S

Assistant Director of MH Finances & Administrative Services

Lauren R. Costello

Assistant Director of ARS Finances & Administrative Service

Angela Creech

Claims Coordinator

Patti L. Quinn

Fiscal Specialist

Lori Herbers

Executive Assistant

Jennifer Coats

Admin. Asst. to Director of Finance & Administrative Services

Denise E. Boyd

Receptionist/Administrative Assistant

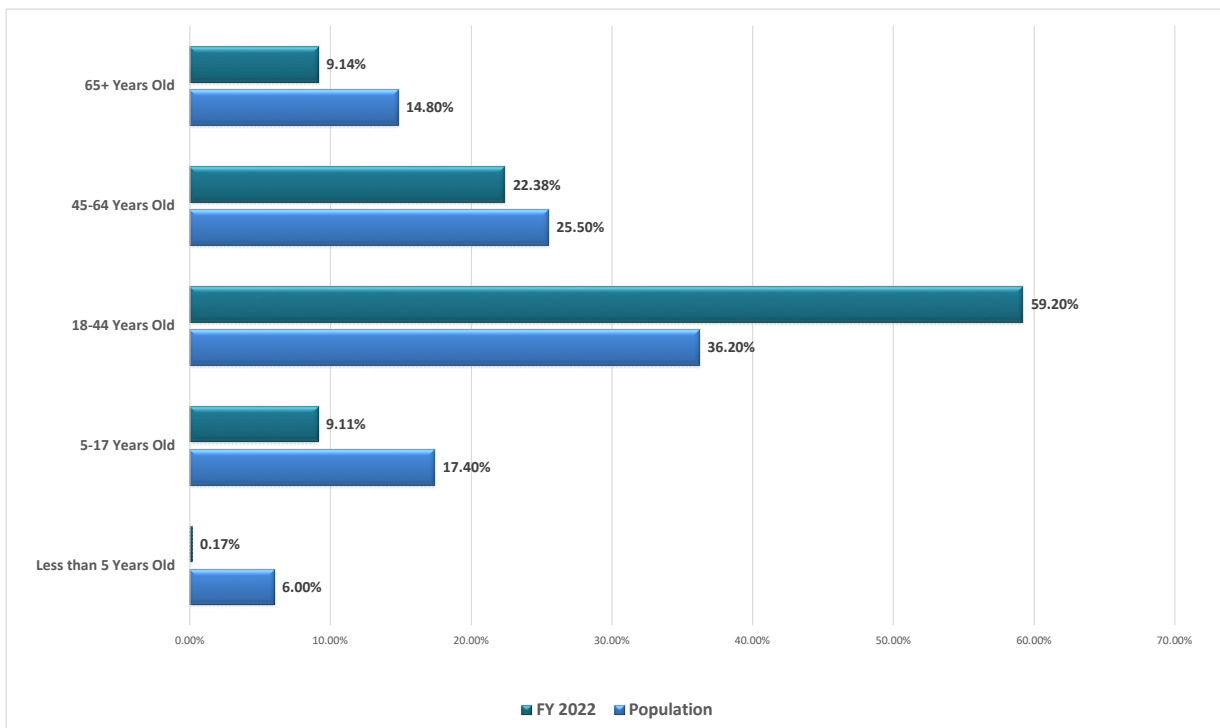
Stephanie Boling

The projected total number of people served by the Butler County Community Mental Health and Addiction system, supported by BCMHARSB, including non-Medicaid clients in FY 2022 was approximately:

37,431

Based on 2020 US Census data, BCMHARSB supported system continues to nearly 10% of Butler County's Total Population of 390,357

Client Age



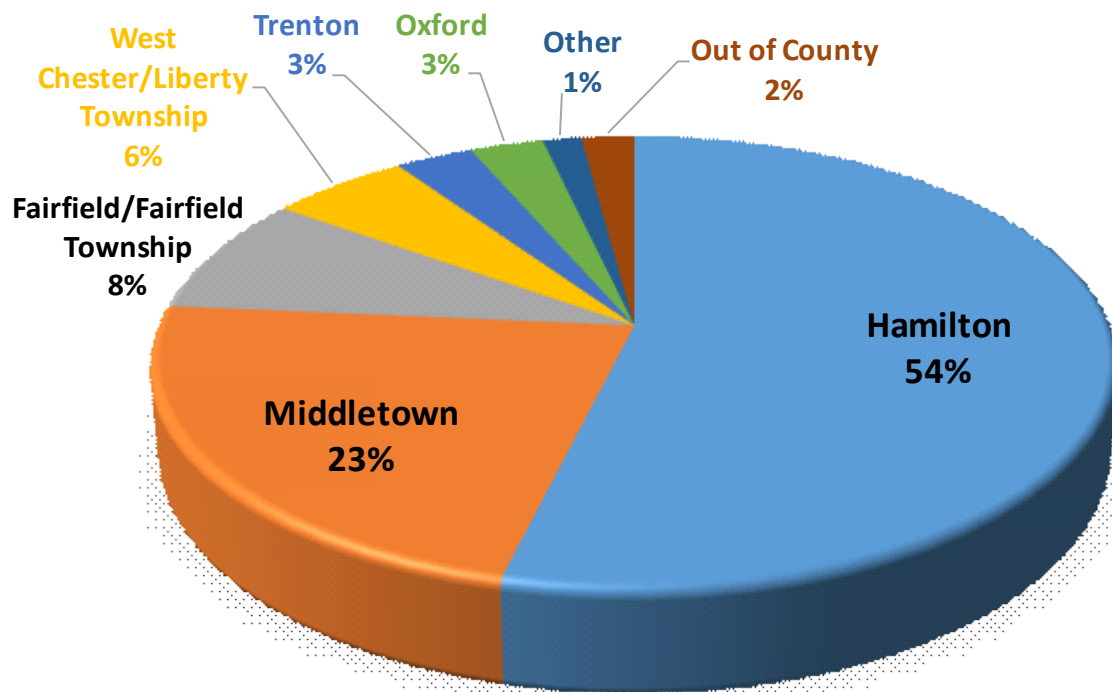
Client Race

Caucasian	79.0%
African-American	12.39%
Unknown	7.89%
Asian	0.44%
Other	0.24%

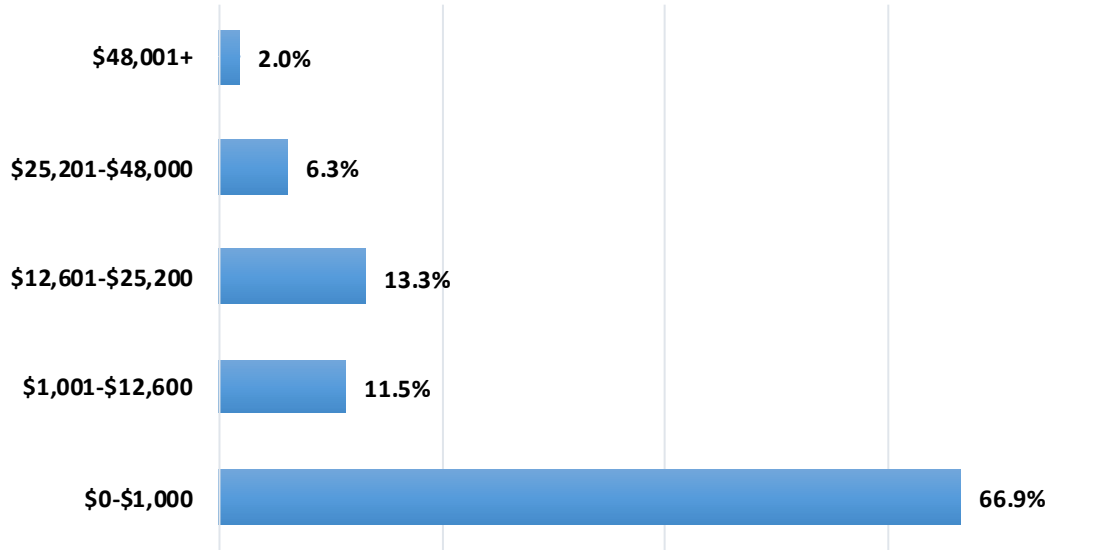
Client Gender

Male	59.0%
Female	41.0%

Cases by City of Residence within Butler County



Cases by Annual Income



**78.4% of Cases fall below the federal poverty level*

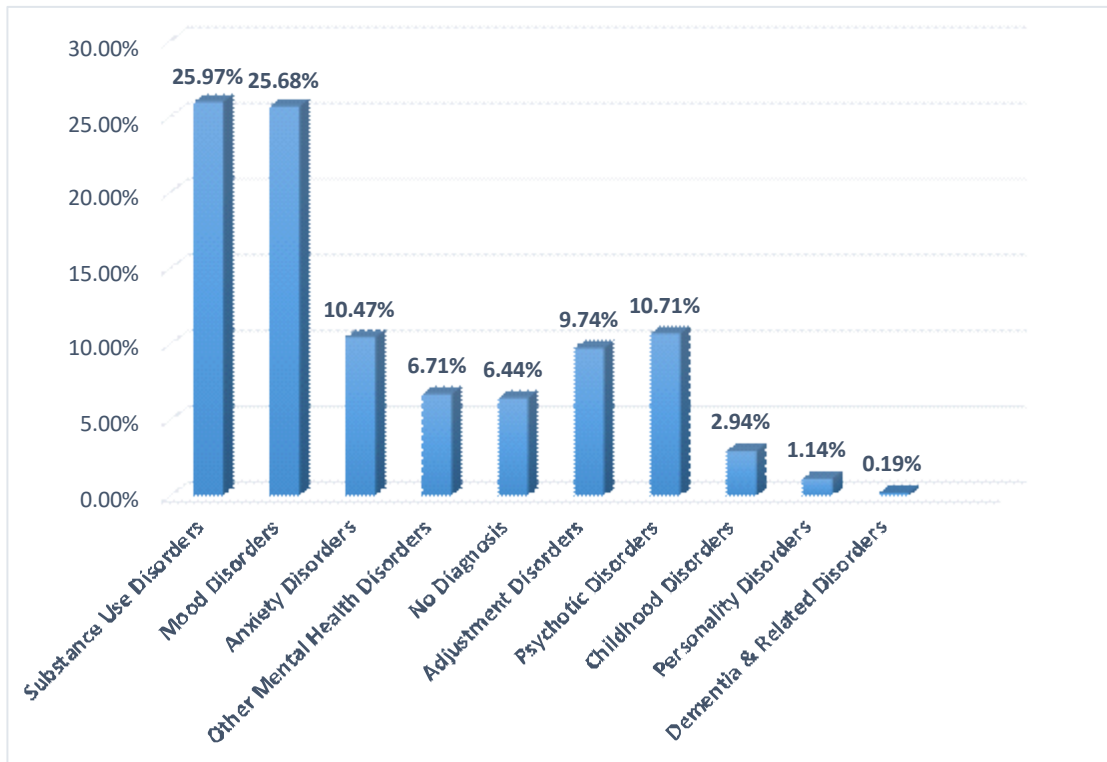
***91.6% of Cases fall below 200% of federal poverty level*

Cases by Service Type:

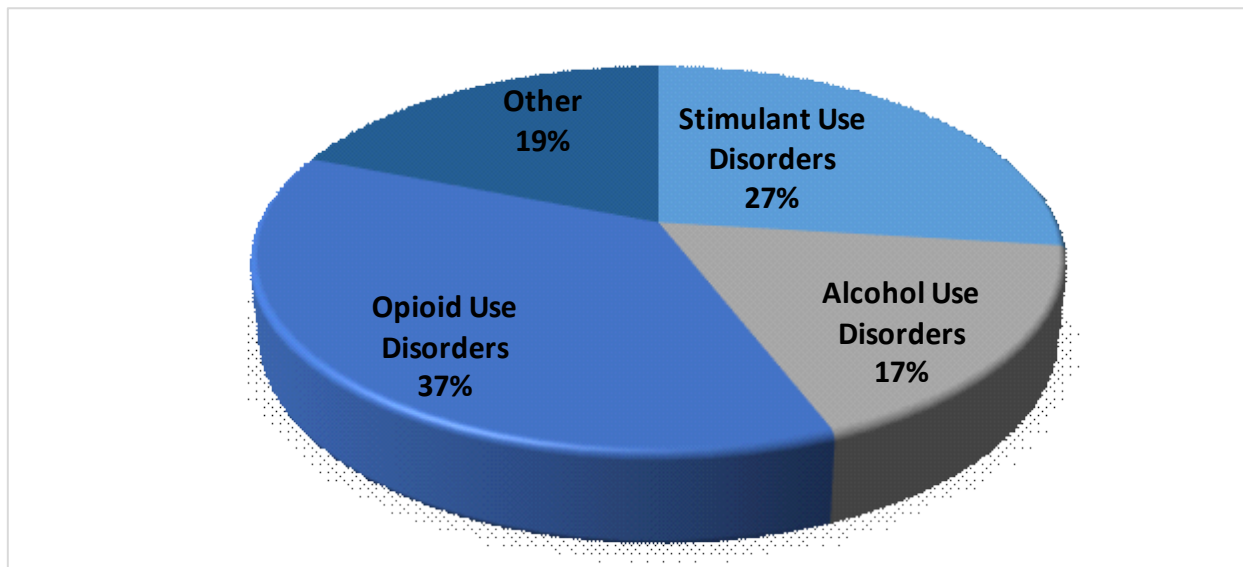
Treatment Services	15,612
Prevention Services	16,189
Recovery Supports	528
Community Services	5,102

Total Individuals Served: 37,431

Cases by Primary Diagnosis at Admission



Substance Use Disorders by Substance



Statement of Support & Revenues

FEDERAL FUNDING

State Opioid Response Grant	\$ 1,998,396
Community Investments	\$ 1,057,532
TASC	\$ 355,292
Per Capita SUD Prevention	\$ 343,813
COSSAP (DOJ-BJA Grant)	\$ 206,680
Mental Health Block Grant	\$ 370,415
Title XX	\$ 194,857
Engage 2.0 MRSS Grant	\$ 57,195
PATH	\$ 60,336
System of Care Grant	\$ 167,653
HRSA (Health & Human Services Grant)	\$ 231,385
OVC (DOJ-BJA Grant)	\$ 220,282
COVID Relief Funds	\$ 788
COVID Crisis Flex Funds	\$ 64,595

Total Federal Funding \$ **5,329,219**

STATE FUNDING

Community Investments	\$ 240,774
State Addiction Treatment Program (ATP)	\$ 175,000
Specialty Docket Support	\$ 355,000
Continuum of Care	\$ 934,704
BHCJ Linkage	\$ 150,000
SUD Crisis Stabilization	\$ 143,124
Gambling & Addictions	\$ 121,628
Drug Court Treatment Services	\$ 103,356
Prevention	\$ 52,685
Recovery Housing Initiative	\$ 45,900
Community Transition Program	\$ 170,000
Criminal Justice Forensic Monitoring	\$ 8,126

Total State Funding \$ **2,500,297**

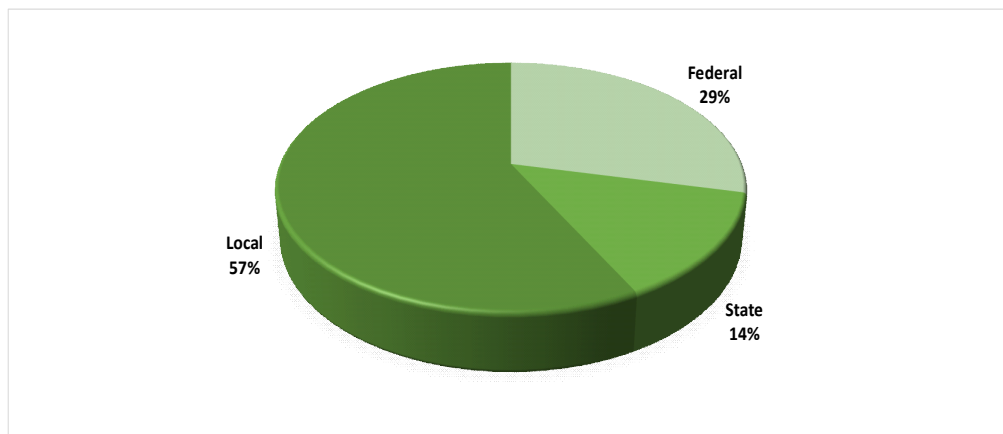
Statement of Support & Revenues

LOCAL FUNDING

Levy - Mental Health	\$10,357,380
Miscellaneous & Prior Year Reimbursements	\$ 3,353
Council on Aging	\$ 56,356
Rental Income	\$ 98,168
Interact for Health Grant	\$ 75,000
Total Local Funding	\$10,590,257

TOTAL SUPPORTS & REVENUES **\$18,419,773**

Percentage By Funding Source



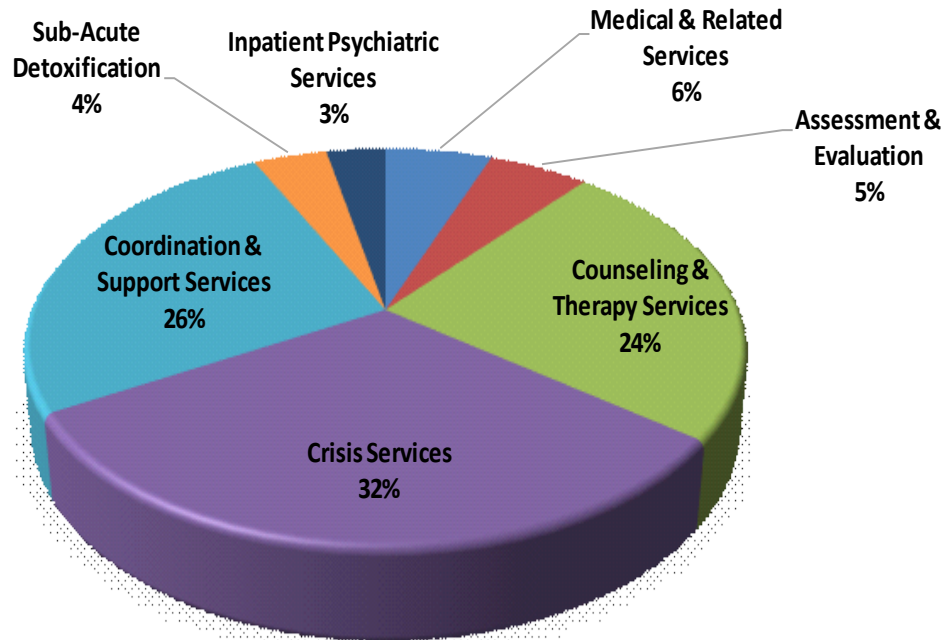
STATEMENT OF DISBURSEMENTS & EXPENSES

Service and Program Expenses	\$15,276,271
Operating Expenses of the Board	<u>\$ 1,575,425</u>
TOTAL DISBURSEMENTS & EXPENSES	\$16,851,696
Support & Revenues minus Expenses	\$ 1,568,077

Total Expenditures

SERVICES	EXPENDITURES	% of TOTAL
Other Services, Not Otherwise Specified	\$ 4,401,990	26%
Residential Care/Housing Services	\$ 4,108,443	24%
Treatment Services	\$ 3,407,249	21%
Community Services/Pass Through Funds	\$ 1,914,311	11%
Board Operating Expenses	\$ 1,575,425	9%
Prevention Services	\$ 1,444,278	9%
TOTAL	\$ 16,851,696	100%

Treatment Services Expenditures by Service Type



Continued

Total Expenditures Continued

Other Services, Not Otherwise Specified

Wraparound & Recovery Support Services	\$ 308,374
Other MH Jail Services	\$ 399,320
Other Non-Healthcare Services	\$ 224,979
Mental Health Courts Services	\$ 300,000
Guardianship Program Services	\$ 232,032
MH Outreach Services	\$ 97,143
PATH	\$ 133,042
Other AOD Related Services	\$ 1,498,555
Consultation Services	\$ 379,456
Forensic Monitoring	\$ 206,291
Social Recreation Services	\$ 182,795
Other MH Expense Services	\$ 50,957
Probate Monitoring	\$ 133,155
Employment Services	\$ 76,138
Childcare Services	\$ 110,000
Transitional Youth Program Services	\$ 69,753
Total Other Services, Not Otherwise Specified	\$ 4,401,990



**Butler County
Mental Health & Addiction
Recovery Services Board**