

2024 Barry County Apportionment Report



Prepared By:
Barry County Equalization Department



Barry County Equalization Department
220 West State St.
Hastings, MI 49058

November 13, 2024

Board of Commissioners
Barry County, Michigan

Honorable Members:

Pursuant to requirements set forth by the State of Michigan, the Equalization Department of Barry County has prepared the attached Apportionment Report for your review and analysis. This report includes a compilation of all millage rates levied, or intended to be levied, within Barry County by various taxing authorities. The taxable valuations presented are based on the ad valorem values that were approved during equalization by the Commissioners in April, and thus do not account for any adjustments made by the Board of Review, Michigan Tax Tribunal or State Tax Commission. It should also be noted that due to recent changes to MCL 211.7b, ad-valorem taxable values presented in this report include Disabled Veteran Exemption values. Thus, some taxable values may appear higher than actual collection.

All statements, papers, and records submitted to the Equalization Department showing money to be raised have been examined and appear to be properly certified. The 2024 levy proposals approved during the November 2024 election for Carlton and Maple Grove Townships have been added to this report.

Respectfully submitted,

Meshia Rose, MMAO
Barry County Equalization Director

Barry County Apportionment Report

Table of Contents

Mills Apportioned by the County Board of Commissioners	Page....1
Total Millage Rate Charts	
Millage by Government Unit	Page.....9
Millage by ISD	Page.....10
PRE Millage by School District	Page.....11
PRE Millage by School District and Unit	Page.....12
Statement of Taxable Values for Various taxing authorities	Page....13
Ad Valorem Taxes Levied by Government Unit	
Assyria Township	Page.....19
Baltimore Township	Page.....20
Barry Township	Page.....21
Carlton Township	Page.....22
Castleton Township	Page.....23
Hastings Township	Page.....24
Hope Township	Page.....25
Irving Township	Page.....26
Johnstown Township	Page.....27
Maple Grove Township	Page.....28
Orangeville Township	Page.....29
Prairieville Township	Page.....30
Rutland Township	Page.....31
Thornapple Township	Page.....32
Woodland Township	Page.....33
Yankee Springs Township	Page.....34
Hastings City	Page.....35
Compilation of Overall Estimated Tax Revenue	Page.....36

2024 Barry County
Mills Apportioned by County Board of Commissioners

Government Unit School District & Taxable Status	Total Gov't Unit	Total Village	Library / Authority Name	Total Authority	Total County	Total School	I.S.D. Name	Total I.S.D.	SET	Comm. College Name	Total Comm. College	Total ANNUAL Levy	Summer Levy	Winter Levy
Assyria Township														
Hastings Area Schools [Non-PRE]	0.7838				7.6089	24.5934	Barry ISD	2.2002	6.0000			41.1863	11.1658	30.0205
Hastings Area Schools [PRE]	0.7838				7.6089	6.7981	Barry ISD	2.2002	6.0000			23.3910	11.1658	12.2252
Hastings Area Schools [Com. Personal]	0.7838				7.6089	12.5934	Barry ISD	2.2002	6.0000			29.1863	11.1658	18.0205
Hastings Area Schools [Ind. Personal]	0.7838				7.6089	6.7981	Barry ISD	2.2002	-			17.3910	5.1658	12.2252
Pennfield School District														
Pennfield School District [Non-PRE]	0.7838		Willard Library	1.9986	7.6089	28.6000	Calhoun ISD	6.1919	6.0000	KCC	3.6109	54.7941	11.1658	43.6283
Pennfield School District [PRE]	0.7838		Willard Library	1.9986	7.6089	10.6000	Calhoun ISD	6.1919	6.0000	KCC	3.6109	36.7941	11.1658	25.6283
Pennfield School District [Com. Personal]	0.7838		Willard Library	1.9986	7.6089	16.6000	Calhoun ISD	6.1919	6.0000	KCC	3.6109	42.7941	11.1658	31.6283
Pennfield School District [Ind. Personal]	0.7838		Willard Library	1.9986	7.6089	10.6000	Calhoun ISD	6.1919	-	KCC	3.6109	30.7941	5.1658	25.6283
Bellevue Community Schools														
Bellevue Community Schools [Non-PRE]	0.7838				7.6089	27.1200	Calhoun ISD	6.1919	6.0000			47.7046	11.1658	36.5388
Bellevue Community Schools [PRE]	0.7838				7.6089	9.1200	Calhoun ISD	6.1919	6.0000			29.7046	11.1658	18.5388
Bellevue Community Schools [Com. Personal]	0.7838				7.6089	15.1200	Calhoun ISD	6.1919	6.0000			35.7046	11.1658	24.5388
Bellevue Community Schools [Ind. Personal]	0.7838				7.6089	9.1200	Calhoun ISD	6.1919	-			23.7046	5.1658	18.5388
Maple Valley School District														
Maple Valley School District [Non-PRE]	0.7838				7.6089	23.5000	Eaton RESA	4.6371	6.0000			42.5298	11.1658	31.3640
Maple Valley School District [PRE]	0.7838				7.6089	5.5000	Eaton RESA	4.6371	6.0000			24.5298	11.1658	13.3640
Maple Valley School District [Com. Personal]	0.7838				7.6089	11.5000	Eaton RESA	4.6371	6.0000			30.5298	11.1658	19.3640
Maple Valley School District [Ind. Personal]	0.7838				7.6089	5.5000	Eaton RESA	4.6371	-			18.5298	5.1658	13.3640
Baltimore Township														
Delton Kellogg Schools [Non-PRE]	1.1278				7.6089	22.9000	Barry ISD	2.2002	6.0000			39.8369	11.1658	28.6711
Delton Kellogg Schools [PRE]	1.1278				7.6089	4.9000	Barry ISD	2.2002	6.0000			21.8369	11.1658	10.6711
Delton Kellogg Schools [Com. Personal]	1.1278				7.6089	10.9000	Barry ISD	2.2002	6.0000			27.8369	11.1658	16.6711
Delton Kellogg Schools [Ind. Personal]	1.1278				7.6089	4.9000	Barry ISD	2.2002	-			15.8369	5.1658	10.6711
Hastings Area Schools														
Hastings Area Schools [Non-PRE]	1.1278				7.6089	24.5934	Barry ISD	2.2002	6.0000			41.5303	11.1658	30.3645
Hastings Area Schools [PRE]	1.1278				7.6089	6.7981	Barry ISD	2.2002	6.0000			23.7350	11.1658	12.5692
Hastings Area Schools [Com. Personal]	1.1278				7.6089	12.5934	Barry ISD	2.2002	6.0000			29.5303	11.1658	18.3645
Hastings Area Schools [Ind. Personal]	1.1278				7.6089	6.7981	Barry ISD	2.2002	-			17.7350	5.1658	12.5692
Maple Valley School District														
Maple Valley School District [Non-PRE]	1.1278				7.6089	23.5000	Eaton RESA	4.6371	6.0000			42.8738	11.1658	31.7080
Maple Valley School District [PRE]	1.1278				7.6089	5.5000	Eaton RESA	4.6371	6.0000			24.8738	11.1658	13.7080
Maple Valley School District [Com. Personal]	1.1278				7.6089	11.5000	Eaton RESA	4.6371	6.0000			30.8738	11.1658	19.7080
Maple Valley School District [Ind. Personal]	1.1278				7.6089	5.5000	Eaton RESA	4.6371	-			18.8738	5.1658	13.7080

2024 Barry County
Mills Apportioned by County Board of Commissioners

Government Unit School District & Taxable Status	Total Gov't Unit	Total Village	Library / Authority Name	Total Authority	Total County	Total School	I.S.D. Name	Total I.S.D.	SET	Comm. College Name	Total Comm. College	Total ANNUAL Levy	Summer Levy	Winter Levy
Barry Township														
Delton Kellogg Schools [Non-PRE]	4.5498				7.6089	22.9000	Barry ISD	2.2002	6.0000			43.2589	11.1658	32.0931
Delton Kellogg Schools [PRE]	4.5498				7.6089	4.9000	Barry ISD	2.2002	6.0000			25.2589	11.1658	14.0931
Delton Kellogg Schools [Com. Personal]	4.5498				7.6089	10.9000	Barry ISD	2.2002	6.0000			31.2589	11.1658	20.0931
Delton Kellogg Schools [Ind. Personal]	4.5498				7.6089	4.9000	Barry ISD	2.2002	-			19.2589	5.1658	14.0931
Gull Lake Community Schools [Non-PRE]														
Gull Lake Community Schools [Non-PRE]	4.5498				7.6089	24.2996	Kalamazoo RESA	6.9785	6.0000	KVCC	2.7729	52.2097	11.1658	41.0439
Gull Lake Community Schools [PRE]	4.5498				7.6089	6.2996	Kalamazoo RESA	6.9785	6.0000	KVCC	2.7729	34.2097	11.1658	23.0439
Gull Lake Community Schools [Com. Personal]	4.5498				7.6089	12.2996	Kalamazoo RESA	6.9785	6.0000	KVCC	2.7729	40.2097	11.1658	29.0439
Gull Lake Community Schools [Ind. Personal]	4.5498				7.6089	6.2996	Kalamazoo RESA	6.9785	-	KVCC	2.7729	28.2097	5.1658	23.0439
Carlton Township														
Hastings Area Schools [Non-PRE]	2.3466		Freeport Library	0.4727	7.6089	24.5934	Barry ISD	2.2002	6.0000			43.2218	11.1658	32.0560
Hastings Area Schools [PRE]	2.3466		Freeport Library	0.4727	7.6089	6.7981	Barry ISD	2.2002	6.0000			25.4265	11.1658	14.2607
Hastings Area Schools [Com. Personal]	2.3466		Freeport Library	0.4727	7.6089	12.5934	Barry ISD	2.2002	6.0000			31.2218	11.1658	20.0560
Hastings Area Schools [Ind. Personal]	2.3466		Freeport Library	0.4727	7.6089	6.7981	Barry ISD	2.2002	-			19.4265	5.1658	14.2607
Thornapple Kellogg Schools [Non-PRE]														
Thornapple Kellogg Schools [Non-PRE]	2.3466		Freeport Library	0.4727	7.6089	27.6500	Kent ISD	5.4020	6.0000	GRCC	1.6951	51.1753	11.1658	40.0095
Thornapple Kellogg Schools [PRE]	2.3466		Freeport Library	0.4727	7.6089	9.6500	Kent ISD	5.4020	6.0000	GRCC	1.6951	33.1753	11.1658	22.0095
Thornapple Kellogg Schools [Com. Personal]	2.3466		Freeport Library	0.4727	7.6089	15.6500	Kent ISD	5.4020	6.0000	GRCC	1.6951	39.1753	11.1658	28.0095
Thornapple Kellogg Schools [Ind. Personal]	2.3466		Freeport Library	0.4727	7.6089	9.6500	Kent ISD	5.4020	-	GRCC	1.6951	27.1753	5.1658	22.0095
Lakewood Public Schools [Non-PRE]														
Lakewood Public Schools [Non-PRE]	2.3466		Freeport Library	0.4727	7.6089	21.2230	Ionia ISD	4.7858	6.0000			42.4370	11.1658	31.2712
Lakewood Public Schools [PRE]	2.3466		Freeport Library	0.4727	7.6089	3.2500	Ionia ISD	4.7858	6.0000			24.4640	11.1658	13.2982
Lakewood Public Schools [Com. Personal]	2.3466		Freeport Library	0.4727	7.6089	9.2230	Ionia ISD	4.7858	6.0000			30.4370	11.1658	19.2712
Lakewood Public Schools [Ind. Personal]	2.3466		Freeport Library	0.4727	7.6089	3.2500	Ionia ISD	4.7858	-			18.4640	5.1658	13.2982
Castleton Township														
Hastings Area Schools [Non-PRE]	2.4836		Putnam Library	0.9501	7.6089	24.5934	Barry ISD	2.2002	6.0000			43.8362	11.1658	32.6704
Hastings Area Schools [PRE]	2.4836		Putnam Library	0.9501	7.6089	6.7981	Barry ISD	2.2002	6.0000			26.0409	11.1658	14.8751
Hastings Area Schools [Com. Personal]	2.4836		Putnam Library	0.9501	7.6089	12.5934	Barry ISD	2.2002	6.0000			31.8362	11.1658	20.6704
Hastings Area Schools [Ind. Personal]	2.4836		Putnam Library	0.9501	7.6089	6.7981	Barry ISD	2.2002	-			20.0409	5.1658	14.8751
Maple Valley School District [Non-PRE]														
Maple Valley School District [Non-PRE]	2.4836		Putnam Library	0.9501	7.6089	23.5000	Eaton RESA	4.6371	6.0000			45.1797	11.1658	34.0139
Maple Valley School District [PRE]	2.4836		Putnam Library	0.9501	7.6089	5.5000	Eaton RESA	4.6371	6.0000			27.1797	11.1658	16.0139
Maple Valley School District [Com. Personal]	2.4836		Putnam Library	0.9501	7.6089	11.5000	Eaton RESA	4.6371	6.0000			33.1797	11.1658	22.0139
Maple Valley School District [Ind. Personal]	2.4836		Putnam Library	0.9501	7.6089	5.5000	Eaton RESA	4.6371	-			21.1797	5.1658	16.0139

2024 Barry County
Mills Apportioned by County Board of Commissioners

Government Unit School District & Taxable Status	Total Gov't Unit	Total Village	Library / Authority Name	Total Authority	Total County	Total School	I.S.D. Name	Total I.S.D.	SET	Comm. College Name	Total Comm. College	Total ANNUAL Levy	Summer Levy	Winter Levy
Lakewood Public Schools [Non-PRE]	2.4836		Putnam Library	0.9501	7.6089	21.2230	Ionia ISD	4.7858	6.0000			43.0514	11.1658	31.8856
Lakewood Public Schools [PRE]	2.4836		Putnam Library	0.9501	7.6089	3.2500	Ionia ISD	4.7858	6.0000			25.0784	11.1658	13.9126
Lakewood Public Schools [Com. Personal]	2.4836		Putnam Library	0.9501	7.6089	9.2230	Ionia ISD	4.7858	6.0000			31.0514	11.1658	19.8856
Lakewood Public Schools [Ind. Personal]	2.4836		Putnam Library	0.9501	7.6089	3.2500	Ionia ISD	4.7858	-			19.0784	5.1658	13.9126
Hastings Township														
Hastings Area Schools [Non-PRE]	2.2320				7.6089	24.5934	Barry ISD	2.2002	6.0000			42.6345	11.1658	31.4687
Hastings Area Schools [PRE]	2.2320				7.6089	6.7981	Barry ISD	2.2002	6.0000			24.8392	11.1658	13.6734
Hastings Area Schools [Com. Personal]	2.2320				7.6089	12.5934	Barry ISD	2.2002	6.0000			30.6345	11.1658	19.4687
Hastings Area Schools [Ind. Personal]	2.2320				7.6089	6.7981	Barry ISD	2.2002	-			18.8392	5.1658	13.6734
Maple Valley School District														
Maple Valley School District [Non-PRE]	2.2320				7.6089	23.5000	Eaton RESA	4.6371	6.0000			43.9780	11.1658	32.8122
Maple Valley School District [PRE]	2.2320				7.6089	5.5000	Eaton RESA	4.6371	6.0000			25.9780	11.1658	14.8122
Maple Valley School District [Com. Personal]	2.2320				7.6089	11.5000	Eaton RESA	4.6371	6.0000			31.9780	11.1658	20.8122
Maple Valley School District [Ind. Personal]	2.2320				7.6089	5.5000	Eaton RESA	4.6371	-			19.9780	5.1658	14.8122
Hope Township														
Delton Kellogg Schools [Non-PRE]	2.7777				7.6089	22.9000	Barry ISD	2.2002	6.0000			41.4868	11.1658	30.3210
Delton Kellogg Schools [PRE]	2.7777				7.6089	4.9000	Barry ISD	2.2002	6.0000			23.4868	11.1658	12.3210
Delton Kellogg Schools [Com. Personal]	2.7777				7.6089	10.9000	Barry ISD	2.2002	6.0000			29.4868	11.1658	18.3210
Delton Kellogg Schools [Ind. Personal]	2.7777				7.6089	4.9000	Barry ISD	2.2002	-			17.4868	5.1658	12.3210
Hastings Area Schools														
Hastings Area Schools [Non-PRE]	2.7777				7.6089	24.5934	Barry ISD	2.2002	6.0000			43.1802	11.1658	32.0144
Hastings Area Schools [PRE]	2.7777				7.6089	6.7981	Barry ISD	2.2002	6.0000			25.3849	11.1658	14.2191
Hastings Area Schools [Com. Personal]	2.7777				7.6089	12.5934	Barry ISD	2.2002	6.0000			31.1802	11.1658	20.0144
Hastings Area Schools [Ind. Personal]	2.7777				7.6089	6.7981	Barry ISD	2.2002	-			19.3849	5.1658	14.2191
Irving Township														
Hastings Area Schools [Non-PRE]	2.2164		Freeport Library	0.4727	7.6089	24.5934	Barry ISD	2.2002	6.0000			43.0916	11.1658	31.9258
Hastings Area Schools [PRE]	2.2164		Freeport Library	0.4727	7.6089	6.7981	Barry ISD	2.2002	6.0000			25.2963	11.1658	14.1305
Hastings Area Schools [Com. Personal]	2.2164		Freeport Library	0.4727	7.6089	12.5934	Barry ISD	2.2002	6.0000			31.0916	11.1658	19.9258
Hastings Area Schools [Ind. Personal]	2.2164		Freeport Library	0.4727	7.6089	6.7981	Barry ISD	2.2002	-			19.2963	5.1658	14.1305
Thornapple Kellogg Schools														
Thornapple Kellogg Schools [Non-PRE]	2.2164		Freeport Library	0.4727	7.6089	27.6500	Kent ISD	5.4020	6.0000	GRCC	1.6951	51.0451	11.1658	39.8793
Thornapple Kellogg Schools [PRE]	2.2164		Freeport Library	0.4727	7.6089	9.6500	Kent ISD	5.4020	6.0000	GRCC	1.6951	33.0451	11.1658	21.8793
Thornapple Kellogg Schools [Com. Personal]	2.2164		Freeport Library	0.4727	7.6089	15.6500	Kent ISD	5.4020	6.0000	GRCC	1.6951	39.0451	11.1658	27.8793
Thornapple Kellogg Schools [Ind. Personal]	2.2164		Freeport Library	0.4727	7.6089	9.6500	Kent ISD	5.4020	-	GRCC	1.6951	27.0451	5.1658	21.8793

2024 Barry County
Mills Apportioned by County Board of Commissioners

Government Unit School District & Taxable Status	Total Gov't Unit	Total Village	Library / Authority Name	Total Authority	Total County	Total School	I.S.D. Name	Total I.S.D.	SET	Comm. College Name	Total Comm. College	Total ANNUAL Levy	Summer Levy	Winter Levy	
Johnstown Township															
Delton Kellogg Schools [Non-PRE]	3.9514				7.6089	22.9000	Barry ISD	2.2002	6.0000			42.6605	11.1658	31.4947	
Delton Kellogg Schools [PRE]	3.9514				7.6089	4.9000	Barry ISD	2.2002	6.0000			24.6605	11.1658	13.4947	
Delton Kellogg Schools [Com. Personal]	3.9514				7.6089	10.9000	Barry ISD	2.2002	6.0000			30.6605	11.1658	19.4947	
Delton Kellogg Schools [Ind. Personal]	3.9514				7.6089	4.9000	Barry ISD	2.2002	-			18.6605	5.1658	13.4947	
Hastings Area Schools															
Hastings Area Schools [Non-PRE]	3.9514				7.6089	24.5934	Barry ISD	2.2002	6.0000			44.3539	11.1658	33.1881	
Hastings Area Schools [PRE]	3.9514				7.6089	6.7981	Barry ISD	2.2002	6.0000			26.5586	11.1658	15.3928	
Hastings Area Schools [Com. Personal]	3.9514				7.6089	12.5934	Barry ISD	2.2002	6.0000			32.3539	11.1658	21.1881	
Hastings Area Schools [Ind. Personal]	3.9514				7.6089	6.7981	Barry ISD	2.2002	-			20.5586	5.1658	15.3928	
Pennfield School District															
Pennfield School District [Non-PRE]	3.9514		Willard Library	1.9986	7.6089	28.6000	Calhoun ISD	6.1919	6.0000	KCC	3.6109	57.9617	11.1658	46.7959	
Pennfield School District [PRE]	3.9514		Willard Library	1.9986	7.6089	10.6000	Calhoun ISD	6.1919	6.0000	KCC	3.6109	39.9617	11.1658	28.7959	
Pennfield School District [Com. Personal]	3.9514		Willard Library	1.9986	7.6089	16.6000	Calhoun ISD	6.1919	6.0000	KCC	3.6109	45.9617	11.1658	34.7959	
Pennfield School District [Ind. Personal]	3.9514		Willard Library	1.9986	7.6089	10.6000	Calhoun ISD	6.1919	-	KCC	3.6109	33.9617	5.1658	28.7959	
Gull Lake Community Schools															
Gull Lake Community Schools [Non-PRE]	3.9514				7.6089	24.2996	Kalamazoo RESA	6.9785	6.0000	KVCC	2.7729	51.6113	11.1658	40.4455	
Gull Lake Community Schools [PRE]	3.9514				7.6089	6.2996	Kalamazoo RESA	6.9785	6.0000	KVCC	2.7729	33.6113	11.1658	22.4455	
Gull Lake Community Schools [Com. Personal]	3.9514				7.6089	12.2996	Kalamazoo RESA	6.9785	6.0000	KVCC	2.7729	39.6113	11.1658	28.4455	
Gull Lake Community Schools [Ind. Personal]	3.9514				7.6089	6.2996	Kalamazoo RESA	6.9785	-	KVCC	2.7729	27.6113	5.1658	22.4455	
Maple Grove Township															
Hastings Area Schools [Non-PRE]	3.8555		Putnam Library	0.9501	7.6089	24.5934	Barry ISD	2.2002	6.0000			45.2081	11.1658	34.0423	
Hastings Area Schools [PRE]	3.8555		Putnam Library	0.9501	7.6089	6.7981	Barry ISD	2.2002	6.0000			27.4128	11.1658	16.2470	
Hastings Area Schools [Com. Personal]	3.8555		Putnam Library	0.9501	7.6089	12.5934	Barry ISD	2.2002	6.0000			33.2081	11.1658	22.0423	
Hastings Area Schools [Ind. Personal]	3.8555		Putnam Library	0.9501	7.6089	6.7981	Barry ISD	2.2002	-			21.4128	5.1658	16.2470	
Bellevue Community Schools															
Bellevue Community Schools [Non-PRE]	3.8555		Putnam Library	0.9501	7.6089	27.1200	Calhoun ISD	6.1919	6.0000			51.7264	11.1658	40.5606	
Bellevue Community Schools [PRE]	3.8555		Putnam Library	0.9501	7.6089	9.1200	Calhoun ISD	6.1919	6.0000			33.7264	11.1658	22.5606	
Bellevue Community Schools [Com. Personal]	3.8555		Putnam Library	0.9501	7.6089	15.1200	Calhoun ISD	6.1919	6.0000			39.7264	11.1658	28.5606	
Bellevue Community Schools [Ind. Personal]	3.8555		Putnam Library	0.9501	7.6089	9.1200	Calhoun ISD	6.1919	-			27.7264	5.1658	22.5606	
Maple Valley School District															
Maple Valley School District [Non-PRE]	3.8555		Putnam Library	0.9501	7.6089	23.5000	Eaton RESA	4.6371	6.0000			46.5516	11.1658	35.3858	
Maple Valley School District [PRE]	3.8555		Putnam Library	0.9501	7.6089	5.5000	Eaton RESA	4.6371	6.0000			28.5516	11.1658	17.3858	
Maple Valley School District [Com. Personal]	3.8555		Putnam Library	0.9501	7.6089	11.5000	Eaton RESA	4.6371	6.0000			34.5516	11.1658	23.3858	
Maple Valley School District [Ind. Personal]	3.8555		Putnam Library	0.9501	7.6089	5.5000	Eaton RESA	4.6371	-			22.5516	5.1658	17.3858	

2024 Barry County
Mills Apportioned by County Board of Commissioners

Government Unit School District & Taxable Status	Total Gov't Unit	Total Village	Library / Authority Name	Total Authority	Total County	Total School	I.S.D. Name	Total I.S.D.	SET	Comm. College Name	Total Comm. College	Total ANNUAL Levy	Summer Levy	Winter Levy
Orangeville Township														
Plainwell Community Schools [Non-PRE]	2.9820				7.6089	28.5500	Allegan ISD	4.8142	6.0000			49.9551	11.1658	38.7893
Plainwell Community Schools [PRE]	2.9820				7.6089	10.5500	Allegan ISD	4.8142	6.0000			31.9551	11.1658	20.7893
Plainwell Community Schools [Com. Personal]	2.9820				7.6089	16.5500	Allegan ISD	4.8142	6.0000			37.9551	11.1658	26.7893
Plainwell Community Schools [Ind. Personal]	2.9820				7.6089	10.5500	Allegan ISD	4.8142	-			25.9551	5.1658	20.7893
<hr/>														
Martin Public Schools [Non-PRE]	2.9820				7.6089	25.0000	Allegan ISD	4.8142	6.0000			46.4051	11.1658	35.2393
Martin Public Schools [PRE]	2.9820				7.6089	7.0000	Allegan ISD	4.8142	6.0000			28.4051	11.1658	17.2393
Martin Public Schools [Com. Personal]	2.9820				7.6089	13.0000	Allegan ISD	4.8142	6.0000			34.4051	11.1658	23.2393
Martin Public Schools [Ind. Personal]	2.9820				7.6089	7.0000	Allegan ISD	4.8142	-			22.4051	5.1658	17.2393
<hr/>														
Delton Kellogg Schools [Non-PRE]	2.9820				7.6089	22.9000	Barry ISD	2.2002	6.0000			41.6911	11.1658	30.5253
Delton Kellogg Schools [PRE]	2.9820				7.6089	4.9000	Barry ISD	2.2002	6.0000			23.6911	11.1658	12.5253
Delton Kellogg Schools [Com. Personal]	2.9820				7.6089	10.9000	Barry ISD	2.2002	6.0000			29.6911	11.1658	18.5253
Delton Kellogg Schools [Ind. Personal]	2.9820				7.6089	4.9000	Barry ISD	2.2002	-			17.6911	5.1658	12.5253
<hr/>														
Thornapple Kellogg Schools [Non-PRE]	2.9820				7.6089	27.6500	Kent ISD	5.4020	6.0000	GRCC	1.6951	51.3380	11.1658	40.1722
Thornapple Kellogg Schools [PRE]	2.9820				7.6089	9.6500	Kent ISD	5.4020	6.0000	GRCC	1.6951	33.3380	11.1658	22.1722
Thornapple Kellogg Schools [Com. Personal]	2.9820				7.6089	15.6500	Kent ISD	5.4020	6.0000	GRCC	1.6951	39.3380	11.1658	28.1722
Thornapple Kellogg Schools [Ind. Personal]	2.9820				7.6089	9.6500	Kent ISD	5.4020	-	GRCC	1.6951	27.3380	5.1658	22.1722
<hr/>														
Prairieville Township														
Plainwell Community Schools [Non-PRE]	3.3361				7.6089	28.5500	Allegan ISD	4.8142	6.0000			50.3092	11.1658	39.1434
Plainwell Community Schools [PRE]	3.3361				7.6089	10.5500	Allegan ISD	4.8142	6.0000			32.3092	11.1658	21.1434
Plainwell Community Schools [Com. Personal]	3.3361				7.6089	16.5500	Allegan ISD	4.8142	6.0000			38.3092	11.1658	27.1434
Plainwell Community Schools [Ind. Personal]	3.3361				7.6089	10.5500	Allegan ISD	4.8142	-			26.3092	5.1658	21.1434
<hr/>														
Delton Kellogg Schools [Non-PRE]	3.3361				7.6089	22.9000	Barry ISD	2.2002	6.0000			42.0452	11.1658	30.8794
Delton Kellogg Schools [PRE]	3.3361				7.6089	4.9000	Barry ISD	2.2002	6.0000			24.0452	11.1658	12.8794
Delton Kellogg Schools [Com. Personal]	3.3361				7.6089	10.9000	Barry ISD	2.2002	6.0000			30.0452	11.1658	18.8794
Delton Kellogg Schools [Ind. Personal]	3.3361				7.6089	4.9000	Barry ISD	2.2002	-			18.0452	5.1658	12.8794
<hr/>														
Gull Lake Community Schools [Non-PRE]	3.3361				7.6089	24.2996	Kalamazoo RESA	6.9785	6.0000	KVCC	2.7729	50.9960	11.1658	39.8302
Gull Lake Community Schools [PRE]	3.3361				7.6089	6.2996	Kalamazoo RESA	6.9785	6.0000	KVCC	2.7729	32.9960	11.1658	21.8302
Gull Lake Community Schools [Com. Personal]	3.3361				7.6089	12.2996	Kalamazoo RESA	6.9785	6.0000	KVCC	2.7729	38.9960	11.1658	27.8302
Gull Lake Community Schools [Ind. Personal]	3.3361				7.6089	6.2996	Kalamazoo RESA	6.9785	-	KVCC	2.7729	26.9960	5.1658	21.8302

2024 Barry County
Mills Apportioned by County Board of Commissioners

Government Unit School District & Taxable Status	Total Gov't Unit	Total Village	Library / Authority Name	Total Authority	Total County	Total School	I.S.D. Name	Total I.S.D.	SET	Comm. College Name	Total Comm. College	Total ANNUAL Levy	<i>Summer</i> Levy	<i>Winter</i> Levy
Rutland Township														
Hastings Area Schools [Non-PRE]	4.3498				7.6089	24.5934	Barry ISD	2.2002	6.0000			44.7523	11.1658	33.5865
Hastings Area Schools [PRE]	4.3498				7.6089	6.7981	Barry ISD	2.2002	6.0000			26.9570	11.1658	15.7912
Hastings Area Schools [Com. Personal]	4.3498				7.6089	12.5934	Barry ISD	2.2002	6.0000			32.7523	11.1658	21.5865
Hastings Area Schools [Ind. Personal]	4.3498				7.6089	6.7981	Barry ISD	2.2002	-			20.9570	5.1658	15.7912
Thornapple Township														
Thornapple Kellogg Schools [Non-PRE]	4.3498				7.6089	27.6500	Kent ISD	5.4020	6.0000	GRCC	1.6951	52.7058	11.1658	41.5400
Thornapple Kellogg Schools [PRE]	4.3498				7.6089	9.6500	Kent ISD	5.4020	6.0000	GRCC	1.6951	34.7058	11.1658	23.5400
Thornapple Kellogg Schools [Com. Personal]	4.3498				7.6089	15.6500	Kent ISD	5.4020	6.0000	GRCC	1.6951	40.7058	11.1658	29.5400
Thornapple Kellogg Schools [Ind. Personal]	4.3498				7.6089	9.6500	Kent ISD	5.4020	-	GRCC	1.6951	28.7058	5.1658	23.5400
Thornapple Township														
Thornapple Kellogg Schools [Non-PRE]	3.1452				7.6089	27.6500	Kent ISD	5.4020	6.0000	GRCC	1.6951	51.5012	11.1658	40.3354
Thornapple Kellogg Schools [PRE]	3.1452				7.6089	9.6500	Kent ISD	5.4020	6.0000	GRCC	1.6951	33.5012	11.1658	22.3354
Thornapple Kellogg Schools [Com. Personal]	3.1452				7.6089	15.6500	Kent ISD	5.4020	6.0000	GRCC	1.6951	39.5012	11.1658	28.3354
Thornapple Kellogg Schools [Ind. Personal]	3.1452				7.6089	9.6500	Kent ISD	5.4020	-	GRCC	1.6951	27.5012	5.1658	22.3354
Caledonia Community Schools														
Caledonia Community Schools [Non-PRE]	3.1452				7.6089	25.0000	Kent ISD	5.4020	6.0000	GRCC	1.6951	48.8512	11.1658	37.6854
Caledonia Community Schools [PRE]	3.1452				7.6089	7.0000	Kent ISD	5.4020	6.0000	GRCC	1.6951	30.8512	11.1658	19.6854
Caledonia Community Schools [Com. Personal]	3.1452				7.6089	13.0000	Kent ISD	5.4020	6.0000	GRCC	1.6951	36.8512	11.1658	25.6854
Caledonia Community Schools [Ind. Personal]	3.1452				7.6089	7.0000	Kent ISD	5.4020	-	GRCC	1.6951	24.8512	5.1658	19.6854
Woodland Township														
Hastings Area Schools [Non-PRE]	4.8605				7.6089	24.5934	Barry ISD	2.2002	6.0000			45.2630	11.1658	34.0972
Hastings Area Schools [PRE]	4.8605				7.6089	6.7981	Barry ISD	2.2002	6.0000			27.4677	11.1658	16.3019
Hastings Area Schools [Com. Personal]	4.8605				7.6089	12.5934	Barry ISD	2.2002	6.0000			33.2630	11.1658	22.0972
Hastings Area Schools [Ind. Personal]	4.8605				7.6089	6.7981	Barry ISD	2.2002	-			21.4677	5.1658	16.3019
Lakewood Public Schools														
Lakewood Public Schools [Non-PRE]	4.8605				7.6089	21.2230	Ionia ISD	4.7858	6.0000			44.4782	11.1658	33.3124
Lakewood Public Schools [PRE]	4.8605				7.6089	3.2500	Ionia ISD	4.7858	6.0000			26.5052	11.1658	15.3394
Lakewood Public Schools [Com. Personal]	4.8605				7.6089	9.2230	Ionia ISD	4.7858	6.0000			32.4782	11.1658	21.3124
Lakewood Public Schools [Ind. Personal]	4.8605				7.6089	3.2500	Ionia ISD	4.7858	-			20.5052	5.1658	15.3394
Yankee Springs Township														
Wayland Union Schools [Non-PRE]	1.5912				7.6089	26.4000	Allegan ISD	4.8142	6.0000			46.4143	24.3658	22.0485
Wayland Union Schools [PRE]	1.5912				7.6089	8.4000	Allegan ISD	4.8142	6.0000			28.4143	15.3658	13.0485
Wayland Union Schools [Com. Personal]	1.5912				7.6089	14.4000	Allegan ISD	4.8142	6.0000			34.4143	18.3658	16.0485
Wayland Union Schools [Ind. Personal]	1.5912				7.6089	8.4000	Allegan ISD	4.8142	-			22.4143	9.3658	13.0485

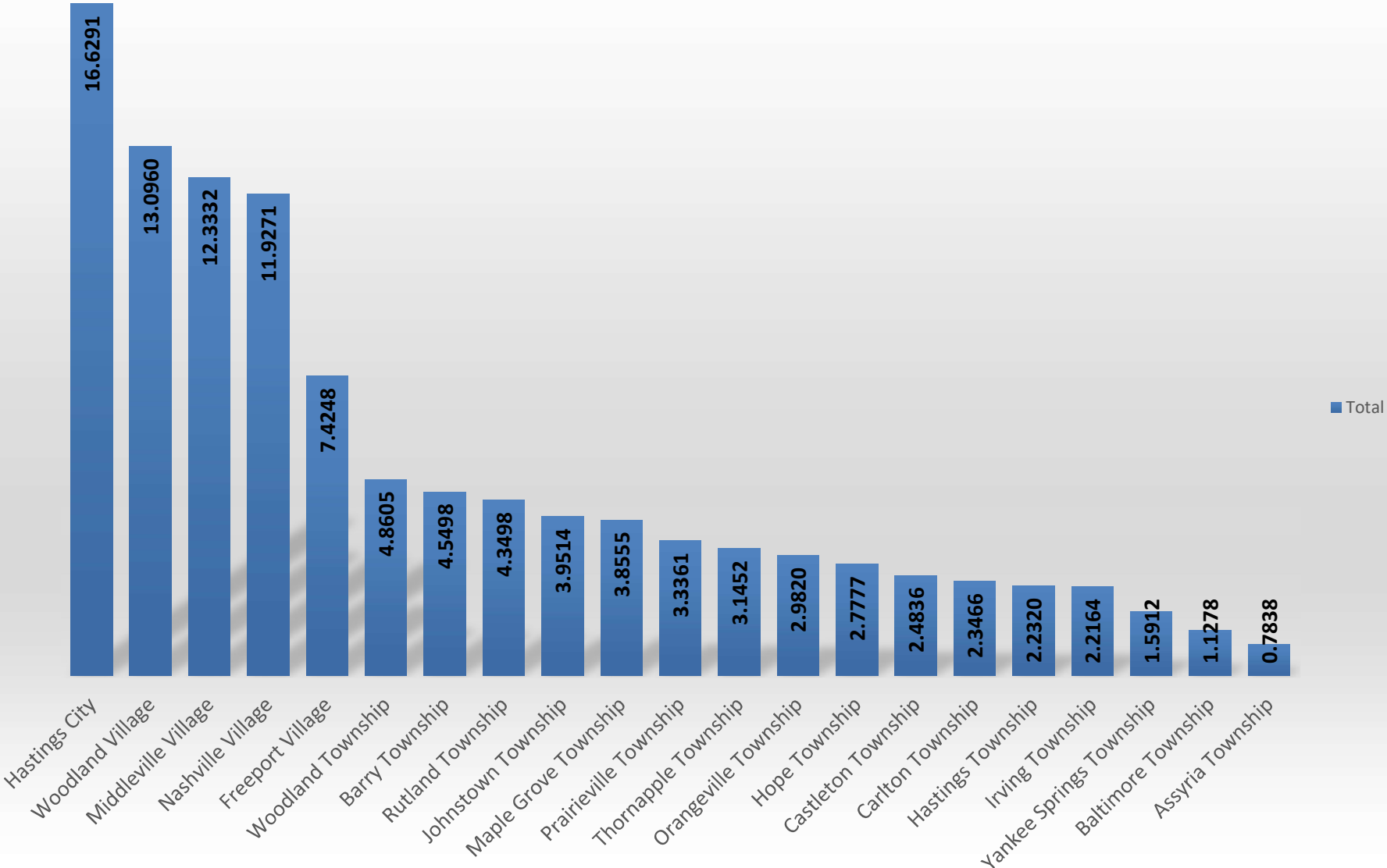
2024 Barry County
Mills Apportioned by County Board of Commissioners

Government Unit School District & Taxable Status	Total Gov't Unit	Total Village	Library / Authority Name	Total Authority	Total County	Total School	I.S.D. Name	Total I.S.D.	SET	Comm. College Name	Total Comm. College	Total ANNUAL Levy	<i>Summer Levy</i>	<i>Winter Levy</i>
Delton Kellogg Schools [Non-PRE]	1.5912				7.6089	22.9000	Barry ISD	2.2002	6.0000			40.3003	11.1658	29.1345
Delton Kellogg Schools [PRE]	1.5912				7.6089	4.9000	Barry ISD	2.2002	6.0000			22.3003	11.1658	11.1345
Delton Kellogg Schools [Com. Personal]	1.5912				7.6089	10.9000	Barry ISD	2.2002	6.0000			28.3003	11.1658	17.1345
Delton Kellogg Schools [Ind. Personal]	1.5912				7.6089	4.9000	Barry ISD	2.2002	-			16.3003	5.1658	11.1345
Thornapple Kellogg Schools [Non-PRE]	1.5912				7.6089	27.6500	Kent ISD	5.4020	6.0000	GRCC	1.6951	49.9472	11.1658	38.7814
Thornapple Kellogg Schools [PRE]	1.5912				7.6089	9.6500	Kent ISD	5.4020	6.0000	GRCC	1.6951	31.9472	11.1658	20.7814
Thornapple Kellogg Schools [Com. Personal]	1.5912				7.6089	15.6500	Kent ISD	5.4020	6.0000	GRCC	1.6951	37.9472	11.1658	26.7814
Thornapple Kellogg Schools [Ind. Personal]	1.5912				7.6089	9.6500	Kent ISD	5.4020	-	GRCC	1.6951	25.9472	5.1658	20.7814
Hastings City														
Hastings Area Schools [Non-PRE]	16.6291				7.6089	24.5934	Barry ISD	2.2002	6.0000			57.0316	27.7949	29.2367
Hastings Area Schools [PRE]	16.6291				7.6089	6.7981	Barry ISD	2.2002	6.0000			39.2363	27.7949	11.4414
Hastings Area Schools [Com. Personal]	16.6291				7.6089	12.5934	Barry ISD	2.2002	6.0000			45.0316	27.7949	17.2367
Hastings Area Schools [Ind. Personal]	16.6291				7.6089	6.7981	Barry ISD	2.2002	-			33.2363	21.7949	11.4414

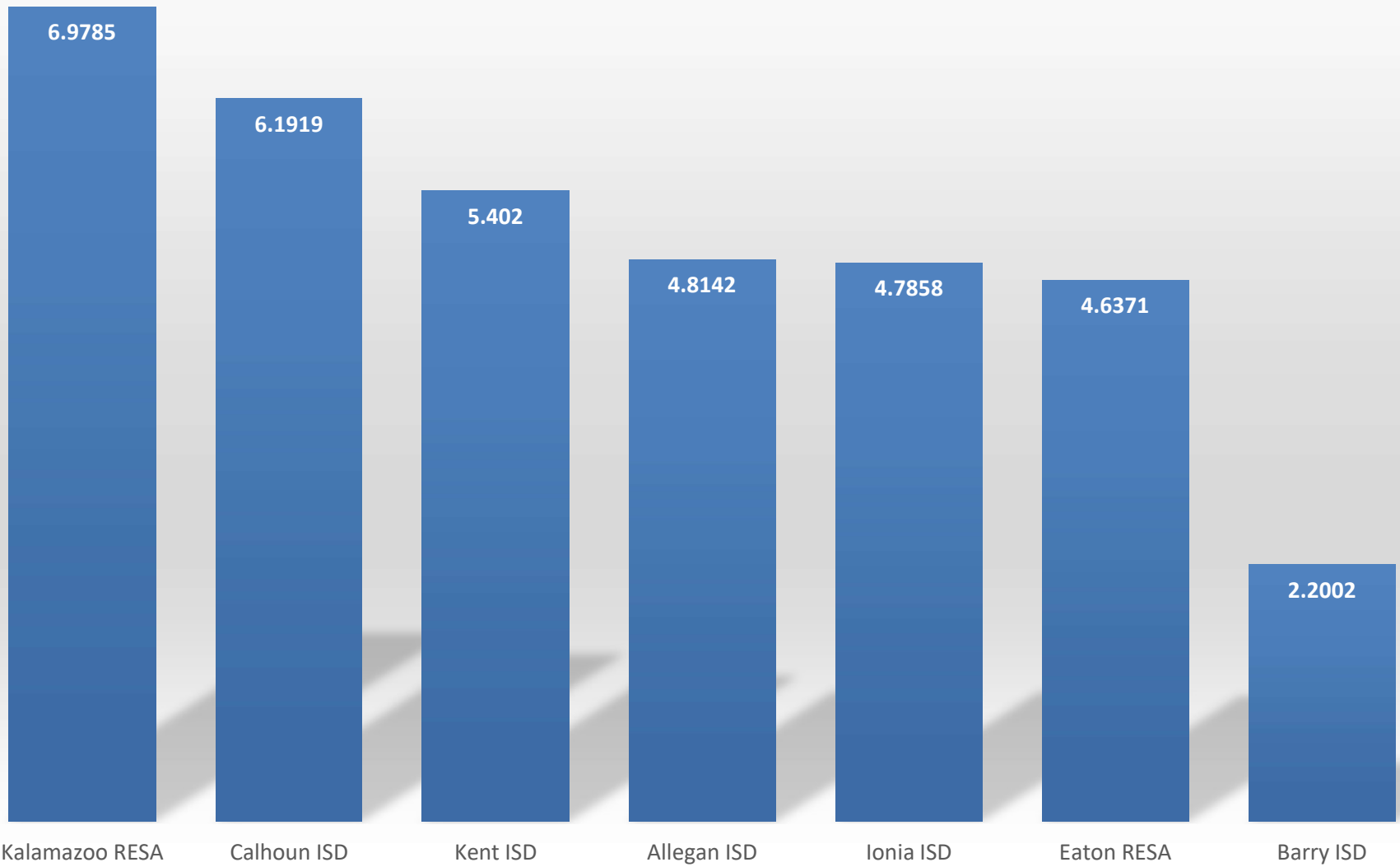
2024 Barry County
Mills Apportioned by County Board of Commissioners

Government Unit School District & Taxable Status	Total Gov't Unit	Total Village	Library / Authority Name	Total Authority	Total County	Total School	I.S.D. Name	Total I.S.D.	SET	Comm. College Name	Total Comm. College	Total ANNUAL Levy	<i>Summer</i> Levy	<i>Winter</i> Levy	
Middleville Village (Thornapple Twp)															
Thornapple Kellogg Schools [Non-PRE]	3.1452	12.3332			7.6089	27.6500	Kent ISD	5.4020	6.0000	GRCC	1.6951	63.8344	23.4990	40.3354	
Thornapple Kellogg Schools [PRE]	3.1452	12.3332			7.6089	9.6500	Kent ISD	5.4020	6.0000	GRCC	1.6951	45.8344	23.4990	22.3354	
Thornapple Kellogg Schools [Com. Personal]	3.1452	12.3332			7.6089	15.6500	Kent ISD	5.4020	6.0000	GRCC	1.6951	51.8344	23.4990	28.3354	
Thornapple Kellogg Schools [Ind. Personal]	3.1452	12.3332			7.6089	9.6500	Kent ISD	5.4020	-	GRCC	1.6951	39.8344	17.4990	22.3354	
Freeport Village (Carlton Twp)															
Thornapple Kellogg Schools [Non-PRE]	2.3466	7.4248	Freeport Library	0.4727	7.6089	27.6500	Kent ISD	5.4020	6.0000	GRCC	1.6951	58.6001	18.5906	40.0095	
Thornapple Kellogg Schools [PRE]	2.3466	7.4248	Freeport Library	0.4727	7.6089	9.6500	Kent ISD	5.4020	6.0000	GRCC	1.6951	40.6001	18.5906	22.0095	
Thornapple Kellogg Schools [Com. Personal]	2.3466	7.4248	Freeport Library	0.4727	7.6089	15.6500	Kent ISD	5.4020	6.0000	GRCC	1.6951	46.6001	18.5906	28.0095	
Thornapple Kellogg Schools [Ind. Personal]	2.3466	7.4248	Freeport Library	0.4727	7.6089	9.6500	Kent ISD	5.4020	-	GRCC	1.6951	34.6001	12.5906	22.0095	
Lakewood Public Schools [Non-PRE]	2.3466	7.4248	Freeport Library	0.4727	7.6089	21.2230	Ionia ISD	4.7858	6.0000			49.8618	18.5906	31.2712	
Lakewood Public Schools [PRE]	2.3466	7.4248	Freeport Library	0.4727	7.6089	3.2500	Ionia ISD	4.7858	6.0000			31.8888	18.5906	13.2982	
Lakewood Public Schools [Com. Personal]	2.3466	7.4248	Freeport Library	0.4727	7.6089	9.2230	Ionia ISD	4.7858	6.0000			37.8618	18.5906	19.2712	
Lakewood Public Schools [Ind. Personal]	2.3466	7.4248	Freeport Library	0.4727	7.6089	3.2500	Ionia ISD	4.7858	-			25.8888	12.5906	13.2982	
Freeport Village (Irving Twp)															
Thornapple Kellogg Schools [Non-PRE]	2.2164	7.4248	Freeport Library	0.4727	7.6089	27.6500	Kent ISD	5.4020	6.0000	GRCC	1.6951	58.4699	18.5906	39.8793	
Thornapple Kellogg Schools [PRE]	2.2164	7.4248	Freeport Library	0.4727	7.6089	9.6500	Kent ISD	5.4020	6.0000	GRCC	1.6951	40.4699	18.5906	21.8793	
Thornapple Kellogg Schools [Com. Personal]	2.2164	7.4248	Freeport Library	0.4727	7.6089	15.6500	Kent ISD	5.4020	6.0000	GRCC	1.6951	46.4699	18.5906	27.8793	
Thornapple Kellogg Schools [Ind. Personal]	2.2164	7.4248	Freeport Library	0.4727	7.6089	9.6500	Kent ISD	5.4020	-	GRCC	1.6951	34.4699	12.5906	21.8793	
Woodland Village (Woodland Twp)															
Lakewood Public Schools [Non-PRE]	4.8605	13.0960			7.6089	21.2230	Ionia ISD	4.7858	6.0000			57.5742	24.2618	33.3124	
Lakewood Public Schools [PRE]	4.8605	13.0960			7.6089	3.2500	Ionia ISD	4.7858	6.0000			39.6012	24.2618	15.3394	
Lakewood Public Schools [Com. Personal]	4.8605	13.0960			7.6089	9.2230	Ionia ISD	4.7858	6.0000			45.5742	24.2618	21.3124	
Lakewood Public Schools [Ind. Personal]	4.8605	13.0960			7.6089	3.2500	Ionia ISD	4.7858	-			33.6012	18.2618	15.3394	
Nashville Village (Castleton Twp)															
Maple Valley School District [Non-PRE]	2.4836	11.9271	Putnam Library	0.9501	7.6089	23.5000	Eaton RESA	4.6371	6.0000			57.1068	23.0929	34.0139	
Maple Valley School District [PRE]	2.4836	11.9271	Putnam Library	0.9501	7.6089	5.5000	Eaton RESA	4.6371	6.0000			39.1068	23.0929	16.0139	
Maple Valley School District [Com. Personal]	2.4836	11.9271	Putnam Library	0.9501	7.6089	11.5000	Eaton RESA	4.6371	6.0000			45.1068	23.0929	22.0139	
Maple Valley School District [Ind. Personal]	2.4836	11.9271	Putnam Library	0.9501	7.6089	5.5000	Eaton RESA	4.6371	-			33.1068	17.0929	16.0139	
Nashville Village (Maple Grove Twp)															
Maple Valley School District [Non-PRE]	3.8555	11.9271	Putnam Library	0.9501	7.6089	23.5000	Eaton RESA	4.6371	6.0000			58.4787	23.0929	35.3858	
Maple Valley School District [PRE]	3.8555	11.9271	Putnam Library	0.9501	7.6089	5.5000	Eaton RESA	4.6371	6.0000			40.4787	23.0929	17.3858	
Maple Valley School District [Com. Personal]	3.8555	11.9271	Putnam Library	0.9501	7.6089	11.5000	Eaton RESA	4.6371	6.0000			46.4787	23.0929	23.3858	
Maple Valley School District [Ind. Personal]	3.8555	11.9271	Putnam Library	0.9501	7.6089	5.5000	Eaton RESA	4.6371	-			34.4787	17.0929	17.3858	

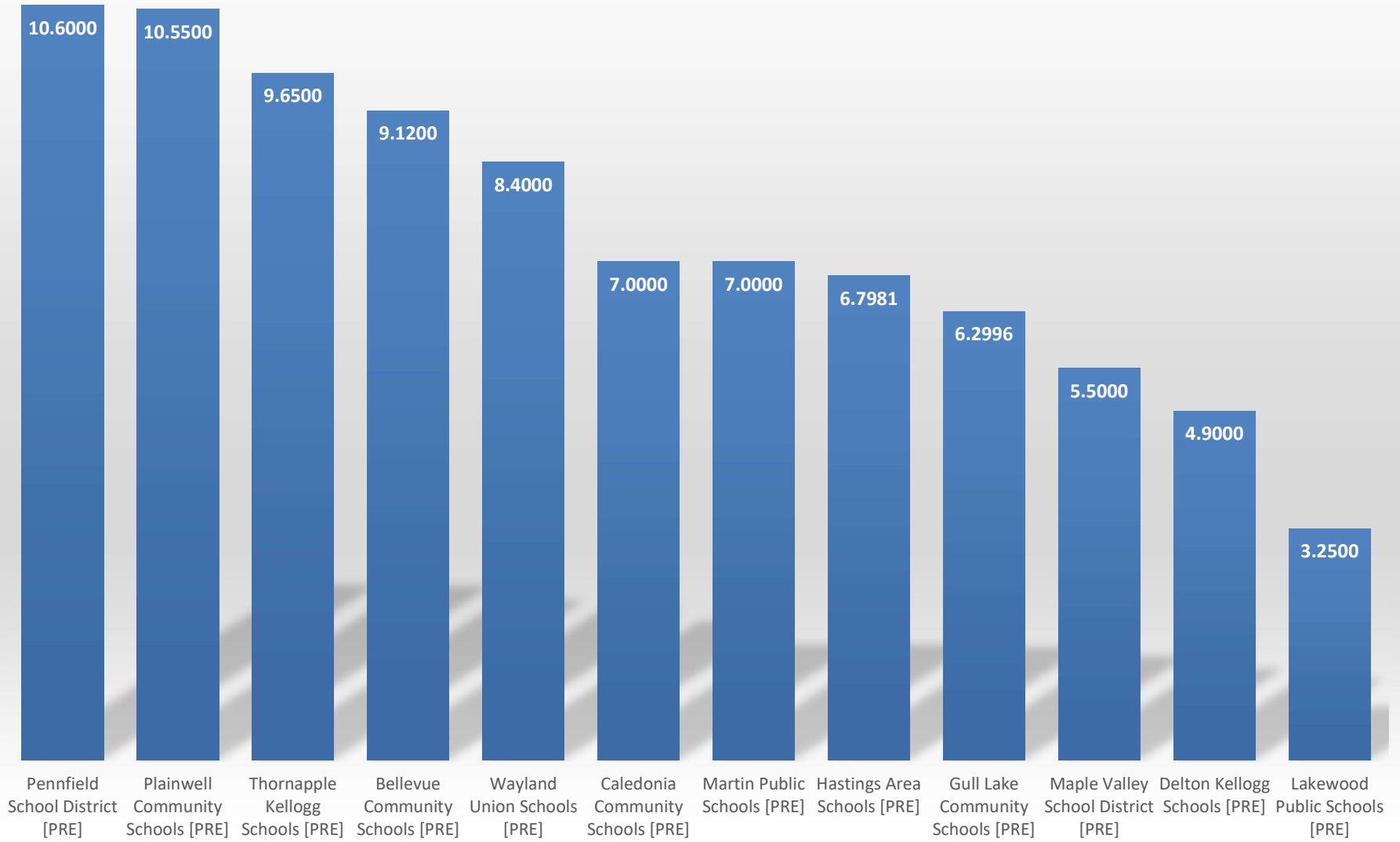
Total Millage by Government Unit



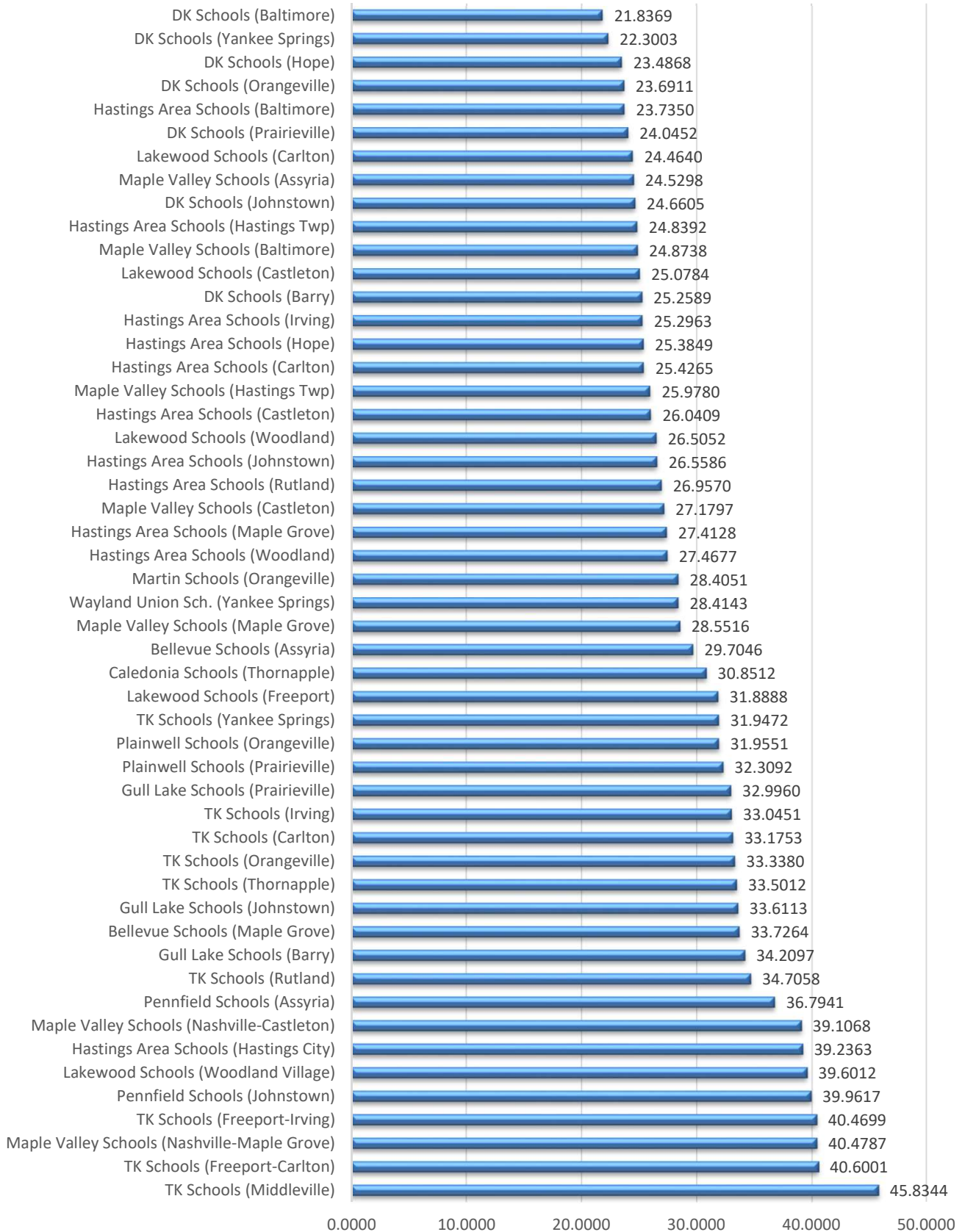
Total by ISD Millage



Total PRE Millage by School District



Total Millage (PRE) by School District and Unit



Barry County Statement of Taxable Values

MCL 211.72 Disabled Veteran exempt values included

Government Unit School District & Taxable Status	School	ISD	Total Gov't Unit	Comm. College Name	Authority
Assyria Township			All Property \$83,990,392		
Hastings Area Schools [Non-PRE]	\$2,216,965	Barry ISD	Real Property Only \$81,208,992		
Hastings Area Schools [PRE]	\$15,878,603				
Hastings Area Schools [Com. Personal]	-				
Hastings Area Schools [Ind. Personal]	-				
Total	\$18,095,568				
Pennfield School District [Non-PRE]	\$1,071,300	Calhoun ISD		KCC	Willard Library \$7,344,743
Pennfield School District [PRE]	\$6,273,443				
Pennfield School District [Com. Personal]	-				
Pennfield School District [Ind. Personal]	-				
Total	\$7,344,743				
Bellevue Community Schools [Non-PRE]	\$9,055,865	Calhoun ISD			
Bellevue Community Schools [PRE]	\$47,272,196				
Bellevue Community Schools [Com. Personal]	-				
Bellevue Community Schools [Ind. Personal]	-				
Total	\$56,328,061				
Maple Valley School District [Non-PRE]	\$192,682	Eaton RESA			
Maple Valley School District [PRE]	\$2,029,338				
Maple Valley School District [Com. Personal]	-				
Maple Valley School District [Ind. Personal]	-				
Total	\$2,222,020				
Baltimore Township			All Property \$73,683,362		
Delton Kellogg Schools [Non-PRE]	\$783,563	Barry ISD	Real Property Only \$70,949,862		
Delton Kellogg Schools [PRE]	\$3,288,383				
Delton Kellogg Schools [Com. Personal]	\$13,900				
Delton Kellogg Schools [Ind. Personal]	-				
Total	\$4,085,846				
Hastings Area Schools [Non-PRE]	\$11,087,887	Barry ISD			
Hastings Area Schools [PRE]	\$57,215,490				
Hastings Area Schools [Com. Personal]	\$196,600				
Hastings Area Schools [Ind. Personal]	-				
Total	\$68,499,977				
Maple Valley School District [Non-PRE]	\$59,632	Eaton RESA			
Maple Valley School District [PRE]	\$1,037,907				
Maple Valley School District [Com. Personal]	-				
Maple Valley School District [Ind. Personal]	-				
Total	\$1,097,539				

Barry County Statement of Taxable Values

MCL 211.72 Disabled Veteran exempt values included

Government Unit School District & Taxable Status	School	ISD	Total Gov't Unit	Comm. College Name	Authority
Barry Township			All Property \$180,622,168		
Delton Kellogg Schools [Non-PRE]	\$35,168,724	Barry ISD \$109,555,161	Real Property Only \$173,180,068		
Delton Kellogg Schools [PRE]	\$73,186,437				
Delton Kellogg Schools [Com. Personal]	\$1,200,000				
Delton Kellogg Schools [Ind. Personal]	-				
Total	\$109,555,161				
Gull Lake Community Schools [Non-PRE]	\$18,570,838	Kalamazoo RESA \$71,067,007		KVCC \$71,067,007	
Gull Lake Community Schools [PRE]	\$52,496,169				
Gull Lake Community Schools [Com. Personal]	-				
Gull Lake Community Schools [Ind. Personal]	-				
Total	\$71,067,007				
Carlton Township			All Property \$111,004,082		
Hastings Area Schools [Non-PRE]	\$10,361,315	Barry ISD \$54,778,563	Real Property Only \$104,491,882		Freeport Library \$54,778,563
Hastings Area Schools [PRE]	\$44,075,048				
Hastings Area Schools [Com. Personal]	\$216,600				
Hastings Area Schools [Ind. Personal]	\$125,600				
Total	\$54,778,563				
Thornapple Kellogg Schools [Non-PRE]	\$534,233	Kent ISD \$3,818,597		GRCC \$3,818,597	Freeport Library \$3,818,597
Thornapple Kellogg Schools [PRE]	\$3,284,364				
Thornapple Kellogg Schools [Com. Personal]	-				
Thornapple Kellogg Schools [Ind. Personal]	-				
Total	\$3,818,597				
Lakewood Public Schools [Non-PRE]	\$6,236,488	Ionia ISD \$52,406,922			Freeport Library \$52,406,922
Lakewood Public Schools [PRE]	\$46,123,034				
Lakewood Public Schools [Com. Personal]	\$47,400				
Lakewood Public Schools [Ind. Personal]	-				
Total	\$52,406,922				
Castleton Township			All Property \$87,981,303		
Hastings Area Schools [Non-PRE]	\$3,376,044	Barry ISD \$11,647,184	Real Property Only \$84,460,603		Putnam Library \$11,647,184
Hastings Area Schools [PRE]	\$8,271,140				
Hastings Area Schools [Com. Personal]	-				
Hastings Area Schools [Ind. Personal]	-				
Total	\$11,647,184				
Maple Valley School District [Non-PRE]	\$20,376,334	Eaton RESA \$69,288,050			Putnam Library \$69,288,050
Maple Valley School District [PRE]	\$48,791,116				
Maple Valley School District [Com. Personal]	\$120,600				
Maple Valley School District [Ind. Personal]	-				
Total	\$69,288,050				
Lakewood Public Schools [Non-PRE]	\$884,025	Ionia ISD \$7,046,069			Putnam Library \$7,046,069
Lakewood Public Schools [PRE]	\$6,162,044				
Lakewood Public Schools [Com. Personal]	-				
Lakewood Public Schools [Ind. Personal]	-				
Total	\$7,046,069				

Barry County Statement of Taxable Values

MCL 211.72 Disabled Veteran exempt values included

Government Unit School District & Taxable Status	School	ISD	Total Gov't Unit	Comm. College Name	Authority
Hastings Township			All Property \$123,262,667		
Hastings Area Schools [Non-PRE]	\$27,771,876	Barry ISD \$123,035,849			
Hastings Area Schools [PRE]	\$94,600,373		Real Property Only \$117,389,267		
Hastings Area Schools [Com. Personal]	\$520,100				
Hastings Area Schools [Ind. Personal]	\$143,500				
Total	\$123,035,849				
Maple Valley School District [Non-PRE]	\$67,317	Eaton RESA \$226,818			
Maple Valley School District [PRE]	\$159,501				
Maple Valley School District [Com. Personal]	-				
Maple Valley School District [Ind. Personal]	-				
Total	\$226,818				
Hope Township			All Property \$179,865,918		
Delton Kellogg Schools [Non-PRE]	\$48,639,987	Barry ISD \$137,085,799			
Delton Kellogg Schools [PRE]	\$88,107,312		Real Property Only \$174,599,618		
Delton Kellogg Schools [Com. Personal]	\$338,500				
Delton Kellogg Schools [Ind. Personal]	-				
Total	\$137,085,799				
Hastings Area Schools [Non-PRE]	\$11,490,517	Barry ISD \$42,780,119			
Hastings Area Schools [PRE]	\$31,191,202				
Hastings Area Schools [Com. Personal]	-				
Hastings Area Schools [Ind. Personal]	\$98,400				
Total	\$42,780,119				
Irving Township			All Property \$175,375,861		
Hastings Area Schools [Non-PRE]	\$3,636,286	Barry ISD \$18,889,892			Freeport Library \$18,889,892
Hastings Area Schools [PRE]	\$15,253,606		Real Property Only \$167,983,061		
Hastings Area Schools [Com. Personal]	-				
Hastings Area Schools [Ind. Personal]	-				
Total	\$18,889,892				
Thornapple Kellogg Schools [Non-PRE]	\$19,980,966	Kent ISD \$156,485,969		GRCC \$156,485,969	Freeport Library \$156,485,969
Thornapple Kellogg Schools [PRE]	\$136,336,303				
Thornapple Kellogg Schools [Com. Personal]	\$168,700				
Thornapple Kellogg Schools [Ind. Personal]	-				
Total	\$156,485,969				
Johnstown Township			All Property \$143,203,213		
Delton Kellogg Schools [Non-PRE]	\$20,465,345	Barry ISD \$85,366,117			
Delton Kellogg Schools [PRE]	\$64,900,772		Real Property Only \$136,166,813		
Delton Kellogg Schools [Com. Personal]	-				
Delton Kellogg Schools [Ind. Personal]	-				
Total	\$85,366,117				
Hastings Area Schools [Non-PRE]	\$7,932,845	Barry ISD \$48,051,121			
Hastings Area Schools [PRE]	\$40,113,276				
Hastings Area Schools [Com. Personal]	\$5,000				
Hastings Area Schools [Ind. Personal]	-				
Total	\$48,051,121				

Barry County Statement of Taxable Values

MCL 211.72 Disabled Veteran exempt values included

Government Unit School District & Taxable Status	School	ISD	Total Gov't Unit	Comm. College Name	Authority
Pennfield School District [Non-PRE]	\$164,556	Calhoun ISD	\$324,176	KCC	Willard Library \$324,176
Pennfield School District [PRE]	\$159,620				
Pennfield School District [Com. Personal]	-				
Pennfield School District [Ind. Personal]	-				
Total	\$324,176				
Gull Lake Community Schools [Non-PRE]	\$1,769,276	Kalamazoo RESA	\$9,461,799	KVCC	
Gull Lake Community Schools [PRE]	\$7,687,523				
Gull Lake Community Schools [Com. Personal]	\$5,000				
Gull Lake Community Schools [Ind. Personal]	-				
Total	\$9,461,799				
Maple Grove Township			All Property \$65,155,240		
Hastings Area Schools [Non-PRE]	\$1,128,703	Barry ISD	Real Property Only \$63,131,040		Putnam Library \$8,658,727
Hastings Area Schools [PRE]	\$7,530,024				
Hastings Area Schools [Com. Personal]	-				
Hastings Area Schools [Ind. Personal]	-				
Total	\$8,658,727				
Bellevue Community Schools [Non-PRE]	\$30,183	Calhoun ISD			Putnam Library \$654,286
Bellevue Community Schools [PRE]	\$624,103				
Bellevue Community Schools [Com. Personal]	-				
Bellevue Community Schools [Ind. Personal]	-				
Total	\$654,286				
Maple Valley School District [Non-PRE]	\$7,335,184	Eaton RESA			Putnam Library \$55,842,227
Maple Valley School District [PRE]	\$48,073,343				
Maple Valley School District [Com. Personal]	\$193,300				
Maple Valley School District [Ind. Personal]	\$240,400				
Total	\$55,842,227				
Orangeville Township			All Property \$211,742,111		
Plainwell Community Schools [Non-PRE]	\$899,480	Allegan ISD	Real Property Only \$203,943,211		
Plainwell Community Schools [PRE]	\$5,280,972				
Plainwell Community Schools [Com. Personal]	-				
Plainwell Community Schools [Ind. Personal]	-				
Total	\$6,180,452				
Martin Public Schools [Non-PRE]	\$3,102,544	Allegan ISD			
Martin Public Schools [PRE]	\$12,794,592				
Martin Public Schools [Com. Personal]	-				
Martin Public Schools [Ind. Personal]	-				
Total	\$15,897,136				
Delton Kellogg Schools [Non-PRE]	\$68,215,900	Barry ISD			
Delton Kellogg Schools [PRE]	\$102,911,365				
Delton Kellogg Schools [Com. Personal]	\$957,700				
Delton Kellogg Schools [Ind. Personal]	-				
Total	\$172,084,965				
Thornapple Kellogg Schools [Non-PRE]	\$5,592,773	Kent ISD		GRCC	\$17,579,558
Thornapple Kellogg Schools [PRE]	\$11,929,585				
Thornapple Kellogg Schools [Com. Personal]	\$57,200				
Thornapple Kellogg Schools [Ind. Personal]	-				
Total	\$17,579,558				

Barry County Statement of Taxable Values

MCL 211.72 Disabled Veteran exempt values included

Government Unit School District & Taxable Status	School	ISD	Total Gov't Unit	Comm. College Name	Authority
Prairieville Township			All Property \$231,516,760		
Plainwell Community Schools [Non-PRE]	\$41,028	Allegan ISD \$364,821	Real Property Only \$224,439,860		
Plainwell Community Schools [PRE]	\$323,793				
Plainwell Community Schools [Com. Personal]	-				
Plainwell Community Schools [Ind. Personal]	-				
Total	\$364,821				
Delton Kellogg Schools [Non-PRE]	\$52,044,218	Barry ISD \$171,849,161			
Delton Kellogg Schools [PRE]	\$119,698,743				
Delton Kellogg Schools [Com. Personal]	\$106,200				
Delton Kellogg Schools [Ind. Personal]	-				
Total	\$171,849,161				
Gull Lake Community Schools [Non-PRE]	\$12,492,161	Kalamazoo RESA \$59,302,778		KVCC	\$59,302,778
Gull Lake Community Schools [PRE]	\$46,767,017				
Gull Lake Community Schools [Com. Personal]	\$43,600				
Gull Lake Community Schools [Ind. Personal]	-				
Total	\$59,302,778				
Rutland Township			All Property \$193,750,448		
Hastings Area Schools [Non-PRE]	\$35,330,127	Barry ISD \$152,850,745	Real Property Only \$183,909,048		
Hastings Area Schools [PRE]	\$114,089,018				
Hastings Area Schools [Com. Personal]	\$3,431,600				
Hastings Area Schools [Ind. Personal]	-				
Total	\$152,850,745				
Thornapple Kellogg Schools [Non-PRE]	\$4,261,872	Kent ISD \$40,899,703		GRCC	\$40,899,703
Thornapple Kellogg Schools [PRE]	\$36,132,731				
Thornapple Kellogg Schools [Com. Personal]	\$87,800				
Thornapple Kellogg Schools [Ind. Personal]	\$417,300				
Total	\$40,899,703				
Thornapple Township			All Property \$445,990,602		
Thornapple Kellogg Schools [Non-PRE]	\$93,275,701	Kent ISD \$425,708,391	Real Property Only \$429,163,602	GRCC	\$425,708,391
Thornapple Kellogg Schools [PRE]	\$328,218,990				
Thornapple Kellogg Schools [Com. Personal]	\$4,163,700				
Thornapple Kellogg Schools [Ind. Personal]	\$50,000				
Total	\$425,708,391				
Caledonia Community Schools [Non-PRE]	\$439,602	Kent ISD \$20,282,211		GRCC	\$20,282,211
Caledonia Community Schools [PRE]	\$19,842,609				
Caledonia Community Schools [Com. Personal]	-				
Caledonia Community Schools [Ind. Personal]	-				
Total	\$20,282,211				
Woodland Township			All Property \$110,626,804		
Hastings Area Schools [Non-PRE]	\$25,674	Barry ISD \$581,874	Real Property Only \$100,646,419		
Hastings Area Schools [PRE]	\$556,200				
Hastings Area Schools [Com. Personal]	-				
Hastings Area Schools [Ind. Personal]	-				
Total	\$581,874				

Barry County Statement of Taxable Values

MCL 211.72 Disabled Veteran exempt values included

Government Unit School District & Taxable Status	School	ISD	Total Gov't Unit	Comm. College Name	Authority
Lakewood Public Schools [Non-PRE] Lakewood Public Schools [PRE] Lakewood Public Schools [Com. Personal] Lakewood Public Schools [Ind. Personal] Total	\$30,622,482 \$78,712,563 \$512,085 \$197,800 \$110,044,930	Ionia ISD	\$110,044,930		
Yankee Springs Township Wayland Union Schools [Non-PRE] Wayland Union Schools [PRE] Wayland Union Schools [Com. Personal] Wayland Union Schools [Ind. Personal] Total	\$40,868,691 \$97,812,331 \$748,600 - \$139,429,622	Allegan ISD	\$139,429,622	All Property \$391,552,804 Real Property Only \$383,822,304	
Delton Kellogg Schools [Non-PRE] Delton Kellogg Schools [PRE] Delton Kellogg Schools [Com. Personal] Delton Kellogg Schools [Ind. Personal] Total	\$5,203,450 \$10,058,922 - - \$15,262,372	Barry ISD	\$15,262,372		
Thornapple Kellogg Schools [Non-PRE] Thornapple Kellogg Schools [PRE] Thornapple Kellogg Schools [Com. Personal] Thornapple Kellogg Schools [Ind. Personal] Total	\$63,556,598 \$172,391,312 \$912,900 - \$236,860,810	Kent ISD	\$236,860,810	GRCC	\$236,860,810
Hastings City Hastings Area Schools [Non-PRE] Hastings Area Schools [PRE] Hastings Area Schools [Com. Personal] Hastings Area Schools [Ind. Personal] Total	\$109,281,297 \$140,064,070 \$5,563,600 \$3,889,000 \$258,797,967	Barry ISD	\$258,797,967	All Property \$258,797,967 Real Property Only \$240,699,667	
Middleville Village (Thornapple Twp) Freeport Village (Carlton Twp) Freeport Village (Irving Twp) Woodland Village (Woodland Twp) Nashville Village (Castleton Twp) Nashville Village (Maple Grove Twp)	All Property \$164,348,175 \$1,383,448 \$12,315,529 \$9,768,156 \$27,850,694 \$2,565,898				

01 Assyria Township

2024 Ad Valorem Taxes

MCL 211.7b Disabled Veteran Exempt values included

Taxing Entity	Name	Purpose of Tax	Amount of Tax Mills	2024 Taxable Valuation	Estimate of Tax Dollars	Total Tax Mills	Total Est. Tax Dollars
County	Barry	Operating	5.1658	\$83,990,392	\$433,878	7.6089	\$639,074
		Charlton Park	0.2479		\$20,821		
		Commission on Aging	0.4665		\$39,182		
		911	0.9917		\$83,293		
		Transit	0.2357		\$19,797		
		Medical Care (D)	0.5013		\$42,104		

Township	Assyria	Operating	0.7838	\$83,990,392	\$65,832	0.7838	\$65,832
----------	---------	-----------	--------	--------------	----------	--------	-----------------

School District	Hastings	Total Non-PRE	24.5934	\$2,216,965	\$54,523		\$162,467	
		Total PRE	6.7981	\$15,878,603	\$107,944			
		Total Com Personal	12.5934		\$0	\$0		
		Total Ind Personal	6.7981		\$0	\$0		
		TOTAL COMBINED			\$18,095,568			

School District	Pennfield	Total Non-PRE	28.6000	\$1,071,300	\$30,639		\$97,138	
		Total PRE	10.6000	\$6,273,443	\$66,498			
		Total Com Personal	16.6000		\$0	\$0		
		Total Ind Personal	10.6000		\$0	\$0		
		TOTAL COMBINED			\$7,344,743			

School District	Bellevue	Total Non-PRE	27.1200	\$9,055,865	\$245,595		\$676,717	
		Total PRE	9.1200	\$47,272,196	\$431,122			
		Total Com Personal	15.1200		\$0	\$0		
		Total Ind Personal	9.1200		\$0	\$0		
		TOTAL COMBINED			\$56,328,061			

School District	Maple Valley	Total Non-PRE	23.5000	\$192,682	\$4,528		\$15,689	
		Total PRE	5.5000	\$2,029,338	\$11,161			
		Total Com Personal	11.5000		\$0	\$0		
		Total Ind Personal	5.5000		\$0	\$0		
		TOTAL COMBINED			\$2,222,020			

Interm. School	Barry ISD	Operating	0.1127	\$18,095,568	\$2,039	2.2002	\$39,814
		Extra Voted	2.0875		\$37,774		
Interm. School	Calhoun ISD	Operating	0.2511	\$63,672,804	\$15,988	6.1919	\$394,256
		Extra Voted	5.9408		\$378,267		
Interm. School	Eaton RESA	Operating	0.1775	\$2,222,020	\$394	4.6371	\$10,304
		Extra Voted	4.4596		\$9,909		

Comm. College	Kellogg	Operating	3.6109	\$7,344,743			\$26,521
---------------	---------	-----------	--------	-------------	--	--	-----------------

State Education	Michigan	State Education Tax	6.0000	\$83,990,392			\$503,942
-----------------	----------	---------------------	--------	--------------	--	--	------------------

Library	Willard	Operating & Ex Voted	1.9986	\$7,344,743			\$14,679
---------	---------	----------------------	--------	-------------	--	--	-----------------

02 Baltimore Township

2024 Ad Valorem Taxes

MCL 211.7b Disabled Veteran Exempt values included

Taxing Entity	Name	Purpose of Tax	Amount of Tax Mills	2024 Taxable Valuation	Estimate of Tax Dollars	Total Tax Mills	Total Est. Tax Dollars
County	Barry	Operating	5.1658	\$73,683,362	\$380,634	7.6089	\$560,649
		Charlton Park	0.2479		\$18,266		
		Commission on Aging	0.4665		\$34,373		
		911	0.9917		\$73,072		
		Transit	0.2357		\$17,367		
		Medical Care (D)	0.5013		\$36,937		
Township	Baltimore	Operating	0.8351	\$73,683,362	\$61,533	1.1278	\$83,100
		Library	0.2927		\$21,567		
School District	Delton Kellogg	Total Non-PRE	22.9000	\$783,563	\$17,944		\$34,208
		Total PRE	4.9000	\$3,288,383	\$16,113		
		Total Com Personal	10.9000	\$13,900	\$152		
		Total Ind Personal	4.9000	\$0	\$0		
		TOTAL COMBINED		\$4,085,846			
School District	Hastings	Total Non-PRE	24.5934	\$11,087,887	\$272,689		\$664,121
		Total PRE	6.7981	\$57,215,490	\$388,957		
		Total Com Personal	12.5934	\$196,600	\$2,476		
		Total Ind Personal	6.7981	\$0	\$0		
		TOTAL COMBINED		\$68,499,977			
School District	Maple Valley	Total Non-PRE	23.5000	\$59,632	\$1,401		\$7,110
		Total PRE	5.5000	\$1,037,907	\$5,708		
		Total Com Personal	11.5000	\$0	\$0		
		Total Ind Personal	5.5000	\$0	\$0		
		TOTAL COMBINED		\$1,097,539			
Interm. School	Barry ISD	Operating	0.1127	\$72,585,823	\$8,180	2.2002	\$159,703
		Extra Voted	2.0875		\$151,523		
Interm. School	Eaton RESA	Operating	0.1775	\$1,097,539	\$195	4.6371	\$5,089
		Extra Voted	4.4596		\$4,895		
State Education	Michigan	State Education Tax	6.0000	\$73,683,362			\$442,100

03 Barry Township

2024 Ad Valorem Taxes

MCL 211.7b Disabled Veteran Exempt values included

Taxing Entity	Name	Purpose of Tax	Amount of Tax Mills	2024 Taxable Valuation	Estimate of Tax Dollars	Total Tax Mills	Total Est. Tax Dollars
County	Barry	Operating	5.1658	\$180,622,168	\$933,058	7.6089	\$1,374,336
		Charlton Park	0.2479		\$44,776		
		Commission on Aging	0.4665		\$84,260		
		911	0.9917		\$179,123		
		Transit	0.2357		\$42,573		
		Medical Care (D)	0.5013		\$90,546		

Township	Barry	Operating	0.7998	\$180,622,168	\$144,462	4.5498	\$821,795
		Fire	2.0000		\$361,244		
		Police	1.7500		\$316,089		

School District	Delton Kellogg	Total Non-PRE	22.9000	\$35,168,724	\$805,364		\$1,177,057
		Total PRE	4.9000	\$73,186,437	\$358,614		
		Total Com Personal	10.9000	\$1,200,000	\$13,080		
		Total Ind Personal	4.9000	\$0	\$0		
		TOTAL COMBINED		\$109,555,161			

School District	Gull Lake	Total Non-PRE	24.2996	\$18,570,838	\$451,264		\$781,969
		Total PRE	6.2996	\$52,496,169	\$330,705		
		Total Com Personal	12.2996	\$0	\$0		
		Total Ind Personal	6.2996	\$0	\$0		
		TOTAL COMBINED		\$71,067,007			

Interm. School	Barry ISD	Operating	0.1127	\$109,555,161	\$12,347	2.2002	\$241,043
		Extra Voted	2.0875		\$228,696		
Interm. School	Kalamazoo RESA	Operating	3.0026	\$71,067,007	\$213,386	6.9785	\$495,941
		Extra Voted	3.9759		\$282,555		

Comm. College	Kalamazoo Valley	Operating	2.7729	\$71,067,007			\$197,062
---------------	------------------	-----------	--------	--------------	--	--	------------------

State Education	Michigan	State Education Tax	6.0000	\$180,622,168			\$1,083,733
-----------------	----------	---------------------	--------	---------------	--	--	--------------------

04 Carlton Township

2024 Ad Valorem Taxes

MCL 211.7b Disabled Veteran Exempt values included

Taxing Entity	Name	Purpose of Tax	Amount of Tax Mills	2024 Taxable Valuation	Estimate of Tax Dollars	Total Tax Mills	Total Est. Tax Dollars
County	Barry	Operating	5.1658	\$111,004,082	\$573,425	7.6089	\$844,619
		Charlton Park	0.2479		\$27,518		
		Commission on Aging	0.4665		\$51,783		
		911	0.9917		\$110,083		
		Transit	0.2357		\$26,164		
		Medical Care (D)	0.5013		\$55,646		

Township	Carlton	Operating	0.8466	\$111,004,082	\$93,976	2.3466	\$260,482
		Fire/EMS	1.5000		\$166,506		

Village	Freeport	Operating	7.4248	\$1,383,448	\$10,272	7.4248	\$10,272
---------	-----------------	-----------	--------	-------------	----------	--------	-----------------

School District	Hastings	Total Non-PRE	24.5934	\$10,361,315	\$254,820		\$558,028	
		Total PRE	6.7981	\$44,075,048	\$299,627			
		Total Com Personal	12.5934		\$216,600	\$2,728		
		Total Ind Personal	6.7981		\$125,600	\$854		
		TOTAL COMBINED			\$54,778,563			

School District	Thornapple Kellogg	Total Non-PRE	27.6500	\$534,233	\$14,772		\$46,466	
		Total PRE	9.6500	\$3,284,364	\$31,694			
		Total Com Personal	15.6500		\$0	\$0		
		Total Ind Personal	9.6500		\$0	\$0		
		TOTAL COMBINED			\$3,818,597			

School District	Lakewood	Total Non-PRE	21.2230	\$6,236,488	\$132,357		\$282,694	
		Total PRE	3.2500	\$46,123,034	\$149,900			
		Total Com Personal	9.2230		\$47,400	\$437		
		Total Ind Personal	3.2500		\$0	\$0		
		TOTAL COMBINED			\$52,406,922			

Interm. School	Barry ISD	Operating	0.1127	\$54,778,563	\$6,174	2.2002	\$120,524
		Extra Voted	2.0875		\$114,350		
Interm. School	Kent ISD	Operating	0.0849	\$3,818,597	\$324	5.4020	\$20,628
		Extra Voted	5.3171		\$20,304		
Interm. School	Ionia ISD	Operating	0.1289	\$52,406,922	\$6,755	4.7858	\$250,809
		Extra Voted	4.6569		\$244,054		

Comm. College	Grand Rapids	Operating	1.6951	\$3,818,597			\$6,473
---------------	---------------------	-----------	--------	-------------	--	--	----------------

State Education	Michigan	State Education Tax	6.0000	\$110,878,482			\$665,271
-----------------	-----------------	---------------------	--------	---------------	--	--	------------------

Library	Freeport	Operating & Extra Voted	0.4727	\$111,004,082			\$52,472
---------	-----------------	-------------------------	--------	---------------	--	--	-----------------

05 Castleton Township

2024 Ad Valorem Taxes

MCL 211.7b Disabled Veteran Exempt values included

Taxing Entity	Name	Purpose of Tax	Amount of Tax Mills	2024 Taxable Valuation	Estimate of Tax Dollars	Total Tax Mills	Total Est. Tax Dollars
County	Barry	Operating	5.1658	\$87,981,303	\$454,494	7.6089	\$669,441
		Charlton Park	0.2479		\$21,811		
		Commission on Aging	0.4665		\$41,043		
		911	0.9917		\$87,251		
		Transit	0.2357		\$20,737		
		Medical Care (D)	0.5013		\$44,105		
Township	Castleton	Operating	0.8183	\$87,981,303	\$71,995	2.4836	\$218,512
		EMS	0.9796		\$86,186		
		Fire	0.4898		\$43,093		
		EMS Equip	0.1959		\$17,237		
Village	Nashville	Operating	8.5195	\$27,850,694	\$237,274	11.9271	\$332,178
		Streets	3.4076		\$94,904		
School District	Hastings	Total Non-PRE	24.5934	\$3,376,044	\$83,028		\$139,256
		Total PRE	6.7981	\$8,271,140	\$56,228		
		Total Com Personal	12.5934		\$0		
		Total Ind Personal	6.7981		\$0		
		TOTAL COMBINED		\$11,647,184			
School District	Maple Valley	Total Non-PRE	23.5000	\$20,376,334	\$478,844		\$748,582
		Total PRE	5.5000	\$48,791,116	\$268,351		
		Total Com Personal	11.5000	\$120,600	\$1,387		
		Total Ind Personal	5.5000	\$0	\$0		
		TOTAL COMBINED		\$69,288,050			
School District	Lakewood	Total Non-PRE	21.2230	\$884,025	\$18,762		\$38,788
		Total PRE	3.2500	\$6,162,044	\$20,027		
		Total Com Personal	9.2230	\$0	\$0		
		Total Ind Personal	3.2500	\$0	\$0		
		TOTAL COMBINED		\$7,046,069			
Interm. School	Barry ISD	Operating	0.1127	\$11,647,184	\$1,313	2.2002	\$25,626
		Extra Voted	2.0875		\$24,313		
Interm. School	Eaton RESA	Operating	0.1775	\$69,288,050	\$12,299	4.6371	\$321,296
		Extra Voted	4.4596		\$308,997		
Interm. School	Ionia ISD	Operating	0.1289	\$7,046,069	\$908	4.7858	\$33,721
		Extra Voted	4.6569		\$32,813		
State Education	Michigan	State Education Tax	6.0000	\$87,981,303			\$527,888
Library	Putnam	Operating & Extra Voted	0.9501	\$87,981,303			\$83,591

06 Hastings Township

2024 Ad Valorem Taxes

MCL 211.7b Disabled Veteran Exempt values included

Taxing Entity	Name	Purpose of Tax	Amount of Tax Mills	2024 Taxable Valuation	Estimate of Tax Dollars	Total Tax Mills	Total Est. Tax Dollars
County	Barry	Operating	5.1658	\$123,262,667	\$636,750	7.6089	\$937,893
		Charlton Park	0.2479		\$30,557		
		Commission on Aging	0.4665		\$57,502		
		911	0.9917		\$122,240		
		Transit	0.2357		\$29,053		
		Medical Care (D)	0.5013		\$61,792		

Township	Hastings	Operating	0.7020	\$123,262,667	\$86,530	2.2320	\$275,122
		Library	1.5300		\$188,592		

School District	Hastings	Total Non-PRE	24.5934	\$27,771,876	\$683,005		\$1,333,633
		Total PRE	6.7981	\$94,600,373	\$643,103		
		Total Com Personal	12.5934	\$520,100	\$6,550		
		Total Ind Personal	6.7981	\$143,500	\$976		
		TOTAL COMBINED		\$123,035,849			

School District	Maple Valley	Total Non-PRE	23.5000	\$67,317	\$1,582		\$2,459
		Total PRE	5.5000	\$159,501	\$877		
		Total Com Personal	11.5000	\$0	\$0		
		Total Ind Personal	5.5000	\$0	\$0		
		TOTAL COMBINED		\$226,818			

Interm. School	Barry ISD	Operating	0.1127	\$123,035,849	\$13,866	2.2002	\$270,703
		Extra Voted	2.0875		\$256,837		
Interm. School	Eaton RESA	Operating	0.1775	\$226,818	\$40	4.6371	\$1,052
		Extra Voted	4.4596		\$1,012		

State Education	Michigan	State Education Tax	6.0000	\$123,119,167			\$738,715
-----------------	----------	---------------------	--------	---------------	--	--	------------------

07 Hope Township

2024 Ad Valorem Taxes

MCL 211.7b Disabled Veteran Exempt values included

Taxing Entity	Name	Purpose of Tax	Amount of Tax Mills	2024 Taxable Valuation	Estimate of Tax Dollars	Total Tax Mills	Total Est. Tax Dollars
County	Barry	Operating	5.1658	\$179,865,918	\$929,151	7.6089	\$1,368,582
		Charlton Park	0.2479		\$44,589		
		Commission on Aging	0.4665		\$83,907		
		911	0.9917		\$178,373		
		Transit	0.2357		\$42,394		
		Medical Care (D)	0.5013		\$90,167		
Township	Hope	Operating	0.7777	\$179,865,918	\$139,882	2.7777	\$499,614
		Cemetery	0.2500		\$44,966		
		Fire	0.7500		\$134,899		
		Roads	1.0000		\$179,866		
School District	Delton Kellogg	Total Non-PRE	22.9000	\$48,639,987	\$1,113,856		\$1,549,271
		Total PRE	4.9000	\$88,107,312	\$431,726		
		Total Com Personal	10.9000	\$338,500	\$3,690		
		Total Ind Personal	4.9000	\$0	\$0		
		TOTAL COMBINED		\$137,085,799			
School District	Hastings	Total Non-PRE	24.5934	\$11,490,517	\$282,591		\$495,301
		Total PRE	6.7981	\$31,191,202	\$212,041		
		Total Com Personal	12.5934	\$0	\$0		
		Total Ind Personal	6.7981	\$98,400	\$669		
		TOTAL COMBINED		\$42,780,119			
Interm. School	Barry ISD	Operating	0.1127	\$179,865,918	\$20,271	2.2002	\$395,741
		Extra Voted	2.0875		\$375,470		
State Education	Michigan	State Education Tax	6.0000	\$179,767,518			\$1,078,605

08 Irving Township

2024 Ad Valorem Taxes

MCL 211.7b Disabled Veteran Exempt values included

Taxing Entity	Name	Purpose of Tax	Amount of Tax Mills	2024 Taxable Valuation	Estimate of Tax Dollars	Total Tax Mills	Total Est. Tax Dollars	
County	Barry	Operating	5.1658	\$175,375,861	\$905,957	7.6089	\$1,334,417	
		Charlton Park	0.2479		\$43,476			
		Commission on Aging	0.4665		\$81,813			
		911	0.9917		\$173,920			
		Transit	0.2357		\$41,336			
		Medical Care (D)	0.5013		\$87,916			
Township	Irving	Operating	0.8058	\$175,375,861	\$141,318	2.2164	\$388,703	
		Fire	1.4106		\$247,385			
Village	Freeport	Operating	7.4248	\$12,315,529	\$91,440	7.4248	\$91,440	
School District	Hastings	Total Non-PRE	24.5934	\$3,636,286	\$89,429		\$193,124	
		Total PRE	6.7981	\$15,253,606	\$103,696			
		Total Com Personal	12.5934		\$0	\$0		
		Total Ind Personal	6.7981		\$0	\$0		
		TOTAL COMBINED			\$18,889,892			
School District	Thornapple Kellogg	Total Non-PRE	27.6500	\$19,980,966	\$552,474		\$1,870,759	
		Total PRE	9.6500	\$136,336,303	\$1,315,645			
		Total Com Personal	15.6500		\$168,700	\$2,640		
		Total Ind Personal	9.6500		\$0	\$0		
		TOTAL COMBINED			\$156,485,969			
Interm. School	Barry ISD	Operating	0.1127	\$18,889,892	\$2,129	2.2002	\$41,562	
		Extra Voted	2.0875		\$39,433			
Interm. School	Kent ISD	Operating	0.0849	\$156,485,969	\$13,286	5.4020	\$845,337	
		Extra Voted	5.3171		\$832,052			
Comm. College	Grand Rapids	Operating	1.6951	\$156,485,969			\$265,259	
State Education	Michigan	State Education Tax	6.0000	\$175,375,861			\$1,052,255	
Library	Freeport	Operating & Extra Voted	0.4727	\$175,375,861			\$82,900	

09 Johnstown Township

2024 Ad Valorem Taxes

MCL 211.7b Disabled Veteran Exempt values included

Taxing Entity	Name	Purpose of Tax	Amount of Tax Mills	2024 Taxable Valuation	Estimate of Tax Dollars	Total Tax Mills	Total Est. Tax Dollars
County	Barry	Operating	5.1658	\$143,203,213	\$739,759	7.6089	\$1,089,619
		Charlton Park	0.2479		\$35,500		
		Commission on Aging	0.4665		\$66,804		
		911	0.9917		\$142,015		
		Transit	0.2357		\$33,753		
		Medical Care (D)	0.5013		\$71,788		

Township	Johnstown	Operating	0.8878	\$143,203,213	\$127,136	3.9514	\$565,853
		Fire Equip	0.7882		\$112,873		
		Library	0.2859		\$40,942		
		Fire	0.9930		\$142,201		
		Roads	0.4965		\$71,100		
		Roads	0.5000		\$71,602		

School District	Delton Kellogg	Total Non-PRE	22.9000	\$20,465,345	\$468,656		\$786,670	
		Total PRE	4.9000	\$64,900,772	\$318,014			
		Total Com Personal	10.9000		\$0			\$0
		Total Ind Personal	4.9000		\$0			\$0
		TOTAL COMBINED			\$85,366,117			

School District	Hastings	Total Non-PRE	24.5934	\$7,932,845	\$195,096		\$467,853	
		Total PRE	6.7981	\$40,113,276	\$272,694			
		Total Com Personal	12.5934		\$5,000			\$63
		Total Ind Personal	6.7981		\$0			\$0
		TOTAL COMBINED			\$48,051,121			

School District	Pennfield	Total Non-PRE	28.6000	\$164,556	\$4,706		\$6,398	
		Total PRE	10.6000	\$159,620	\$1,692			
		Total Com Personal	16.6000		\$0			\$0
		Total Ind Personal	10.6000		\$0			\$0
		TOTAL COMBINED			\$324,176			

School District	Gull Lake	Total Non-PRE	24.2996	\$1,769,276	\$42,993		\$91,483	
		Total PRE	6.2996	\$7,687,523	\$48,428			
		Total Com Personal	12.2996		\$5,000			\$61
		Total Ind Personal	6.2996		\$0			\$0
		TOTAL COMBINED			\$9,461,799			

Interm. School	Barry ISD	Operating	0.1127	\$133,417,238	\$15,036	2.2002	\$293,545
		Extra Voted	2.0875		\$278,508		

Interm. School	Calhoun ISD	Operating	0.2511	\$324,176	\$81	6.1919	\$2,007
		Extra Voted	5.9408		\$1,926		

Interm. School	Kalamazoo RESA	Operating	3.0026	\$9,461,799	\$28,410	6.9785	\$66,029
		Extra Voted	3.9759		\$37,619		

Comm. College	Kellogg	Operating	3.6109	\$324,176			\$1,171
---------------	---------	-----------	--------	-----------	--	--	---------

Comm. College	Kalamazoo Valley	Operating	2.7729	\$9,461,799			\$26,237
---------------	------------------	-----------	--------	-------------	--	--	----------

State Education	Michigan	State Education Tax	6.0000	\$143,203,213			\$859,219
-----------------	----------	---------------------	--------	---------------	--	--	-----------

Library	Willard	Operating & Extra Voted	1.9986	\$324,176			\$648
---------	---------	-------------------------	--------	-----------	--	--	-------

10 Maple Grove Township

2024 Ad Valorem Taxes

MCL 211.7b Disabled Veteran Exempt values included

Taxing Entity	Name	Purpose of Tax	Amount of Tax Mills	2024 Taxable Valuation	Estimate of Tax Dollars	Total Tax Mills	Total Est. Tax Dollars
County	Barry	Operating	5.1658	\$65,155,240	\$336,579	7.6089	\$495,760
		Charlton Park	0.2479		\$16,152		
		Commission on Aging	0.4665		\$30,395		
		911	0.9917		\$64,614		
		Transit	0.2357		\$15,357		
		Medical Care (D)	0.5013		\$32,662		
Township	Maple Grove	Operating	0.8572	\$65,155,240	\$55,851	3.8555	\$251,206
		Fire	1.0000		\$65,155		
		Dust/Rd	1.0000		\$65,155		
		EMS	0.9983		\$65,044		
Village	Nashville	Operating	8.5195	\$2,565,898	\$21,860	11.9271	\$30,604
		Streets	3.4076		\$8,744		
School District	Hastings	Total Non-PRE	24.5934	\$1,128,703	\$27,759		\$78,949
		Total PRE	6.7981	\$7,530,024	\$51,190		
		Total Com Personal	12.5934		\$0		
		Total Ind Personal	6.7981		\$0		
		TOTAL COMBINED		\$8,658,727			
School District	Bellevue	Total Non-PRE	27.1200	\$30,183	\$819		\$6,510
		Total PRE	9.1200	\$624,103	\$5,692		
		Total Com Personal	15.1200		\$0		
		Total Ind Personal	9.1200		\$0		
		TOTAL COMBINED		\$654,286			
School District	Maple Valley	Total Non-PRE	23.5000	\$7,335,184	\$172,377		\$440,325
		Total PRE	5.5000	\$48,073,343	\$264,403		
		Total Com Personal	11.5000		\$193,300		
		Total Ind Personal	5.5000		\$240,400		
		TOTAL COMBINED		\$55,842,227			
Interm. School	Barry ISD	Operating	0.1127	\$8,658,727	\$976	2.2002	\$19,051
		Extra Voted	2.0875		\$18,075		
Interm. School	Calhoun ISD	Operating	0.2511	\$654,286	\$164	6.1919	\$4,051
		Extra Voted	5.9408		\$3,887		
Interm. School	Eaton RESA	Operating	0.1775	\$55,842,227	\$9,912	4.6371	\$258,946
		Extra Voted	4.4596		\$249,034		
State Education	Michigan	State Education Tax	6.0000	\$64,914,840			\$389,489
Library	Putnam	Operating & Extra Voted	0.9501	\$65,155,240			\$61,904

11 Orangeville Township

2024 Ad Valorem Taxes

MCL 211.7b Disabled Veteran Exempt values included

Taxing Entity	Name	Purpose of Tax	Amount of Tax Mills	2024 Taxable Valuation	Estimate of Tax Dollars	Total Tax Mills	Total Est. Tax Dollars
County	Barry	Operating	5.1658	\$211,742,111	\$1,093,817	7.6089	\$1,611,125
		Charlton Park	0.2479		\$52,491		
		Commission on Aging	0.4665		\$98,778		
		911	0.9917		\$209,985		
		Transit	0.2357		\$49,908		
		Medical Care (D)	0.5013		\$106,146		

Township	Orangeville	Operating	0.8304	\$211,742,111	\$175,831	2.9820	\$631,415
		Roads	1.4344		\$303,723		
		Fire	0.7172		\$151,861		

School District	Plainwell	Total Non-PRE	28.5500	\$899,480	\$25,680		\$81,394
		Total PRE	10.5500	\$5,280,972	\$55,714		
		Total Com Personal	16.5500		\$0		
		Total Ind Personal	10.5500		\$0		
		TOTAL COMBINED		\$6,180,452			

School District	Martin	Total Non-PRE	25.0000	\$3,102,544	\$77,564		\$167,126
		Total PRE	7.0000	\$12,794,592	\$89,562		
		Total Com Personal	13.0000		\$0		
		Total Ind Personal	7.0000		\$0		
		TOTAL COMBINED		\$15,897,136			

School District	Delton Kellogg	Total Non-PRE	22.9000	\$68,215,900	\$1,562,144		\$2,076,849
		Total PRE	4.9000	\$102,911,365	\$504,266		
		Total Com Personal	10.9000		\$957,700		
		Total Ind Personal	4.9000		\$0		
		TOTAL COMBINED		\$172,084,965			

School District	Thornapple Kellogg	Total Non-PRE	27.6500	\$5,592,773	\$154,640		\$270,656
		Total PRE	9.6500	\$11,929,585	\$115,120		
		Total Com Personal	15.6500		\$57,200		
		Total Ind Personal	9.6500		\$0		
		TOTAL COMBINED		\$17,579,558			

Interm. School	Allegan ISD	Operating	0.1361	\$22,077,588	\$3,005	4.8142	\$106,286
		Extra Voted	4.6781		\$103,281		

Interm. School	Barry ISD	Operating	0.1127	\$172,084,965	\$19,394	2.2002	\$378,621
		Extra Voted	2.0875		\$359,227		

Interm. School	Kent ISD	Operating	0.0849	\$17,579,558	\$1,493	5.4020	\$94,965
		Extra Voted	5.3171		\$93,472		

Comm. College	Grand Rapids	Operating	1.6951	\$17,579,558			\$29,799
---------------	---------------------	-----------	--------	--------------	--	--	-----------------

State Education	Michigan	State Education Tax	6.0000	\$211,742,111			\$1,270,453
-----------------	-----------------	---------------------	--------	---------------	--	--	--------------------

12 Prairieville Township

2024 Ad Valorem Taxes

MCL 211.7b Disabled Veteran Exempt values included

Taxing Entity	Name	Purpose of Tax	Amount of Tax Mills	2024 Taxable Valuation	Estimate of Tax Dollars	Total Tax Mills	Total Est. Tax Dollars
County	Barry	Operating	5.1658	\$231,516,760	\$1,195,969	7.6089	\$1,761,588
		Charlton Park	0.2479		\$57,393		
		Commission on Aging	0.4665		\$108,003		
		911	0.9917		\$229,595		
		Transit	0.2357		\$54,569		
		Medical Care (D)	0.5013		\$116,059		
Township	Prairieville	Operating	0.7794	\$231,516,760	\$180,444	3.3361	\$772,363
		Fire	0.9113		\$210,981		
		Police	0.7792		\$180,398		
		Roads	0.8662		\$200,540		
School District	Plainwell	Total Non-PRE	28.5500	\$41,028	\$1,171		\$4,587
		Total PRE	10.5500	\$323,793	\$3,416		
		Total Com Personal	16.5500	\$0	\$0		
		Total Ind Personal	10.5500	\$0	\$0		
		TOTAL COMBINED		\$364,821			
School District	Delton Kellogg	Total Non-PRE	22.9000	\$52,044,218	\$1,191,813		\$1,779,494
		Total PRE	4.9000	\$119,698,743	\$586,524		
		Total Com Personal	10.9000	\$106,200	\$1,158		
		Total Ind Personal	4.9000	\$0	\$0		
		TOTAL COMBINED		\$171,849,161			
School District	Gull Lake	Total Non-PRE	24.2996	\$12,492,161	\$303,555		\$598,704
		Total PRE	6.2996	\$46,767,017	\$294,614		
		Total Com Personal	12.2996	\$43,600	\$536		
		Total Ind Personal	6.2996	\$0	\$0		
		TOTAL COMBINED		\$59,302,778			
Interm. School	Allegan ISD	Operating	0.1361	\$364,821	\$50	4.8142	\$1,756
		Extra Voted	4.6781		\$1,707		
Interm. School	Barry ISD	Operating	0.1127	\$171,849,161	\$19,367	2.2002	\$378,103
		Extra Voted	2.0875		\$358,735		
Interm. School	Kalamazoo RESA	Operating	3.0026	\$59,302,778	\$178,063	6.9785	\$413,844
		Extra Voted	3.9759		\$235,782		
Comm. College	Kalamazoo Valley	Operating	2.7729	\$59,302,778			\$164,441
State Education	Michigan	State Education Tax	6.0000	\$231,516,760			\$1,389,101

13 Rutland Township

2024 Ad Valorem Taxes

MCL 211.7b Disabled Veteran Exempt values included

Taxing Entity	Name	Purpose of Tax	Amount of Tax Mills	2024 Taxable Valuation	Estimate of Tax Dollars	Total Tax Mills	Total Est. Tax Dollars
County	Barry	Operating	5.1658	\$193,750,448	\$1,000,876	7.6089	\$1,474,228
		Charlton Park	0.2479		\$48,031		
		Commission on Aging	0.4665		\$90,385		
		911	0.9917		\$192,142		
		Transit	0.2357		\$45,667		
		Medical Care (D)	0.5013		\$97,127		
Township	Rutland	Operating	0.6812	\$193,750,448	\$131,983	4.3498	\$842,776
		Fire	1.1805		\$228,722		
		Library	1.5112		\$292,796		
		Road	0.9769		\$189,275		
School District	Hastings	Total Non-PRE	24.5934	\$35,330,127	\$868,888		\$1,687,692
		Total PRE	6.7981	\$114,089,018	\$775,589		
		Total Com Personal	12.5934	\$3,431,600	\$43,216		
		Total Ind Personal	6.7981	\$0	\$0		
		TOTAL COMBINED		\$152,850,745			
School District	Thornapple Kellogg	Total Non-PRE	27.6500	\$4,261,872	\$117,841		\$471,923
		Total PRE	9.6500	\$36,132,731	\$348,681		
		Total Com Personal	15.6500	\$87,800	\$1,374		
		Total Ind Personal	9.6500	\$417,300	\$4,027		
		TOTAL COMBINED		\$40,899,703			
Interm. School	Barry ISD	Operating	0.1127	\$152,850,745	\$17,226	2.2002	\$336,302
Extra Voted		2.0875		\$319,076			
Interm. School	Kent ISD	Operating	0.0849	\$40,899,703	\$3,472	5.4020	\$220,940
Extra Voted		5.3171		\$217,468			
Comm. College	Grand Rapids	Operating	1.6951	\$40,899,703			\$69,329
State Education	Michigan	State Education Tax	6.0000	\$193,333,148			\$1,159,999

14 Thornapple Township

2024 Ad Valorem Taxes

MCL 211.7b Disabled Veteran Exempt values included

Taxing Entity	Name	Purpose of Tax	Amount of Tax Mills	2024 Taxable Valuation	Estimate of Tax Dollars	Total Tax Mills	Total Est. Tax Dollars	
County	Barry	Operating	5.1658	\$445,990,602	\$2,303,898	7.6089	\$3,393,498	
		Charlton Park	0.2479		\$110,561			
		Commission on Aging	0.4665		\$208,055			
		911	0.9917		\$442,289			
		Transit	0.2357		\$105,120			
		Medical Care (D)	0.5013		\$223,575			
Township	Thornapple	Operating	0.8952	\$445,990,602	\$399,251	3.1452	\$1,402,730	
		EMS/Fire	2.2500		\$1,003,479			
Village	Middleville	Operating	12.3332	\$164,348,175	\$2,026,939	12.3332	\$2,026,939	
School District	Caledonia	Total Non-PRE	25.0000	\$439,602	\$10,990		\$149,888	
		Total PRE	7.0000	\$19,842,609	\$138,898			
		Total Com Personal	13.0000		\$0	\$0		
		Total Ind Personal	7.0000		\$0	\$0		
		TOTAL COMBINED			\$20,282,211			
School District	Thornapple Kellogg	Total Non-PRE	27.6500	\$93,275,701	\$2,579,073		\$5,812,031	
		Total PRE	9.6500	\$328,218,990	\$3,167,313			
		Total Com Personal	15.6500	\$4,163,700	\$65,162			
		Total Ind Personal	9.6500	\$50,000	\$483			
		TOTAL COMBINED		\$425,708,391				
Interm. School	Kent ISD	Operating	0.0849	\$445,990,602	\$37,865	5.4020	\$2,409,241	
		Extra Voted	5.3171		\$2,371,377			
Comm. College	Grand Rapids	Operating	1.6951	\$445,990,602			\$755,999	
State Education	Michigan	State Education Tax	6.0000	\$445,940,602			\$2,675,644	

15 Woodland Township

2024 Ad Valorem Taxes

MCL 211.7b Disabled Veteran Exempt values included

Taxing Entity	Name	Purpose of Tax	Amount of Tax Mills	2024 Taxable Valuation	Estimate of Tax Dollars	Total Tax Mills	Total Est. Tax Dollars
County	Barry	Operating	5.1658	\$110,626,804	\$571,476	7.6089	\$841,748
		Charlton Park	0.2479		\$27,424		
		Commission on Aging	0.4665		\$51,607		
		911	0.9917		\$109,709		
		Transit	0.2357		\$26,075		
		Medical Care (D)	0.5013		\$55,457		
Township	Woodland	Operating	0.8977	\$110,626,804	\$99,310	4.8605	\$537,702
		Fire/Cem	1.9664		\$217,537		
		Road	1.9964		\$220,855		
Village	Woodland	Operating	7.2616	\$9,768,156	\$70,932	13.0960	\$127,924
		Park	1.9448		\$18,997		
		Operating	1.9448		\$18,997		
		Special	1.9448		\$18,997		
School District	Hastings	Total Non-PRE	24.5934	\$25,674	\$631		\$4,413
		Total PRE	6.7981	\$556,200	\$3,781		
		Total Com Personal	12.5934		\$0		
		Total Ind Personal	6.7981		\$0		
		TOTAL COMBINED		\$581,874			
School District	Lakewood	Total Non-PRE	21.2230	\$30,622,482	\$649,901		\$911,083
		Total PRE	3.2500	\$78,712,563	\$255,816		
		Total Com Personal	9.2230	\$512,085	\$4,723		
		Total Ind Personal	3.2500	\$197,800	\$643		
		TOTAL COMBINED		\$110,044,930			
Interm. School	Barry ISD	Operating	0.1127	\$581,874	\$66	2.2002	\$1,280
		Extra Voted	2.0875		\$1,215		
Interm. School	Ionia ISD	Operating	0.1289	\$110,044,930	\$14,185	4.7858	\$526,653
		Extra Voted	4.6569		\$512,468		
State Education	Michigan	State Education Tax	6.0000	\$110,429,004			\$662,574

16 Yankee Springs Township

2024 Ad Valorem Taxes

MCL 211.7b Disabled Veteran Exempt values included

Taxing Entity	Name	Purpose of Tax	Amount of Tax Mills	2024 Taxable Valuation	Estimate of Tax Dollars	Total Tax Mills	Total Est. Tax Dollars
County	Barry	Operating	5.1658	\$391,552,804	\$2,022,683	7.6089	\$2,979,286
		Charlton Park	0.2479		\$97,066		
		Commission on Aging	0.4665		\$182,659		
		911	0.9917		\$388,303		
		Transit	0.2357		\$92,289		
		Medical Care (D)	0.5013		\$196,285		

Township	Yankee Springs	Operating	0.8458	\$391,552,804	\$331,175	1.5912	\$623,039
		EMS	0.7454		\$291,863		

School District	Wayland Union	Total Non-PRE	26.4000	\$40,868,691	\$1,078,933		\$1,911,337
		Total PRE	8.4000	\$97,812,331	\$821,624		
		Total Com Personal	14.4000	\$748,600	\$10,780		
		Total Ind Personal	8.4000	\$0	\$0		
		TOTAL COMBINED		\$139,429,622			

School District	Delton Kellogg	Total Non-PRE	22.9000	\$5,203,450	\$119,159		\$168,448
		Total PRE	4.9000	\$10,058,922	\$49,289		
		Total Com Personal	10.9000	\$0	\$0		
		Total Ind Personal	4.9000	\$0	\$0		
		TOTAL COMBINED		\$15,262,372			

School District	Thornapple Kellogg	Total Non-PRE	27.6500	\$63,556,598	\$1,757,340		\$3,435,203
		Total PRE	9.6500	\$172,391,312	\$1,663,576		
		Total Com Personal	15.6500	\$912,900	\$14,287		
		Total Ind Personal	9.6500	\$0	\$0		
		TOTAL COMBINED		\$236,860,810			

Interm. School	Allegan ISD	Operating	0.1361	\$139,429,622	\$18,976	4.8142	\$671,242
		Extra Voted	4.6781		\$652,266		
Interm. School	Barry ISD	Operating	0.1127	\$15,262,372	\$1,720	2.2002	\$33,580
		Extra Voted	2.0875		\$31,860		
Interm. School	Kent ISD	Operating	0.0849	\$236,860,810	\$20,109	5.4020	\$1,279,522
		Extra Voted	5.3171		\$1,259,413		

Comm. College	Grand Rapids	Operating	1.6951	\$236,860,810			\$401,503
---------------	--------------	-----------	--------	---------------	--	--	------------------

State Education	Michigan	State Education Tax	6.0000	\$391,552,804			\$2,349,317
-----------------	----------	---------------------	--------	---------------	--	--	--------------------

55 Hastings City

2024 Ad Valorem Taxes

MCL 211.7b Disabled Veteran Exempt values included

Taxing Entity	Name	Purpose of Tax	Amount of Tax Mills	2024 Taxable Valuation	Estimate of Tax Dollars	Total Tax Mills	Total Est. Tax Dollars
County	Barry	Operating	5.1658	\$258,797,967	\$1,336,899	7.6089	\$1,969,168
		Charlton Park	0.2479		\$64,156		
		Commission on Aging	0.4665		\$120,729		
		911	0.9917		\$256,650		
		Transit	0.2357		\$60,999		
		Medical Care (D)	0.5013		\$129,735		
City	Hastings	Operating	15.7445	\$258,797,967	\$4,074,645	16.6291	\$4,303,577
		Cemetary	0.8846		\$228,933		
School District	Hastings	Total Non-PRE	24.5934	\$109,281,297	\$2,687,599		\$3,736,271
		Total PRE	6.7981	\$140,064,070	\$952,170		
		Total Com Personal	12.5934	\$5,563,600	\$70,065		
		Total Ind Personal	6.7981	\$3,889,000	\$26,438		
		TOTAL COMBINED		\$258,797,967			
Interm. School	Barry ISD	Operating	0.1127	\$258,797,967	\$29,167	2.2002	\$569,407
		Extra Voted	2.0875		\$540,241		
State Education	Michigan	State Education Tax	6.0000	\$254,908,967			\$1,529,454

Compilation of Overall Estimated Tax Revenue

Local Governmental Units	Overall Millage Rate	Taxable Value	Estimated Tax Dollars
Assyria Township	0.7838	\$83,990,392	\$65,832
Baltimore Township	1.1278	\$73,683,362	\$83,100
Barry Township	4.5498	\$180,622,168	\$821,795
Carlton Township	2.3466	\$111,004,082	\$260,482
Castleton Township	2.4836	\$87,981,303	\$218,512
Hastings Township	2.2320	\$123,262,667	\$275,122
Hope Township	2.7777	\$179,865,918	\$499,614
Irving Township	2.2164	\$175,375,861	\$388,703
Johnstown Township	3.9514	\$143,203,213	\$565,853
Maple Grove Township	3.8555	\$65,155,240	\$251,206
Orangeville Township	2.9820	\$211,742,111	\$631,415
Prairieville Township	3.3361	\$231,516,760	\$772,363
Rutland Township	4.3498	\$193,750,448	\$842,776
Thornapple Township	3.1452	\$445,990,602	\$1,402,730
Woodland Township	4.8605	\$110,626,804	\$537,702
Yankee Springs Township	1.5912	\$391,552,804	\$623,039
Middleville Village	12.3332	\$164,348,175	\$2,026,939
Freeport Village	7.4248	\$13,698,977	\$101,712
Woodland Village	13.0960	\$9,768,156	\$127,924
Nashville Village	11.9271	\$30,416,592	\$362,782
Hastings City	16.6291	\$258,797,967	\$4,303,577

Compilation of Overall Estimated Tax Revenue

Authorities	Overall Millage Rate	Taxable Value	Estimated Tax Dollars
Putnam District Library	0.9501	\$153,136,543	\$145,495
Willard Public Library	1.9986	\$7,668,919	\$15,327
Freeport District Library	0.4727	\$286,379,943	\$135,372

Barry County	Overall Millage Rate	Taxable Value	Estimated Tax Dollars
Operating	5.1658	\$3,068,121,702	\$15,849,303
Charlton Park	0.2479	\$3,068,121,702	\$760,587
Commission on Aging	0.4665	\$3,068,121,702	\$1,431,279
911	0.9917	\$3,068,121,702	\$3,042,656
Transit	0.2357	\$3,068,121,702	\$723,156
Medical Care Facility Debt	0.5013	\$3,068,121,702	\$1,538,049
Total	7.6089	\$3,068,121,702	\$23,345,031

Intermediate School Districts and Colleges	Overall Millage Rate	Taxable Value	Estimated Tax Dollars
Allegan ESA	4.8142	\$161,872,031	\$779,284
Barry ISD	2.2002	\$1,501,957,007	\$3,304,606
Kent ISD	5.4020	\$901,635,239	\$4,870,634
Calhoun ISD	6.1919	\$64,651,266	\$400,314
Eaton RESA	4.6371	\$128,676,654	\$596,687
Ionia ISD	4.7858	\$169,497,921	\$811,183
Kalamazoo RESA	6.9785	\$139,831,584	\$975,815
GRCC	1.6951	\$901,635,239	\$1,528,362
KVCC	2.7729	\$139,831,584	\$387,739
KCC	3.6109	\$7,668,919	\$27,692

Compilation of Overall Estimated Tax Revenue

School District	Taxable Value	Operating Millage	Operating Tax Dollars	Extra Voted Millage	Extra Voted Tax Dollars	Debt Millage	Debt Tax Dollars	Total Est. Tax Dollars
Hastings Area Schools [Non-PRE]	\$223,639,536	17.7953	\$3,979,733	0.9481	\$212,033	5.85	\$1,308,291	\$5,500,057
Hastings Area Schools [PRE]	\$568,838,050	0	\$0	0.9481	\$539,315	5.85	\$3,327,703	\$3,867,018
Hastings Area Schools [Com. Personal]	\$9,933,500	5.7953	\$57,568	0.9481	\$9,418	5.85	\$58,111	\$125,097
Hastings Area Schools [Ind. Personal]	\$4,256,500	0	\$0	0.9481	\$4,036	5.85	\$24,901	\$28,936
Totals	\$806,667,586		\$4,037,300		\$764,802		\$4,719,005	\$9,521,107
Delton Kellogg Schools [Non-PRE]	\$230,521,187	18	\$4,149,381	0	\$0	4.9	\$1,129,554	\$5,278,935
Delton Kellogg Schools [PRE]	\$462,151,934	0	\$0	0	\$0	4.9	\$2,264,544	\$2,264,544
Delton Kellogg Schools [Com. Personal]	\$2,616,300	6	\$15,698	0	\$0	4.9	\$12,820	\$28,518
Delton Kellogg Schools [Ind. Personal]	\$0	0	\$0	0	\$0	4.9	\$0	\$0
Totals	\$695,289,421		\$4,165,079		\$0		\$3,406,918	\$7,571,997
Plainwell Community Schools [Non-PRE]	\$940,508	18	\$16,929	0	\$0	10.55	\$9,922	\$26,852
Plainwell Community Schools [PRE]	\$5,604,765	0	\$0	0	\$0	10.55	\$59,130	\$59,130
Plainwell Community Schools [Com. Personal]	\$0	6	\$0	0	\$0	10.55	\$0	\$0
Plainwell Community Schools [Ind. Personal]	\$0	0	\$0	0	\$0	10.55	\$0	\$0
Totals	\$6,545,273		\$16,929		\$0		\$69,053	\$85,982
Wayland Union Schools [Non-PRE]	\$40,868,691	18	\$735,636	0	\$0	8.4	\$343,297	\$1,078,933
Wayland Union Schools [PRE]	\$97,812,331	0	\$0	0	\$0	8.4	\$821,624	\$821,624
Wayland Union Schools [Com. Personal]	\$748,600	6	\$4,492	0	\$0	8.4	\$6,288	\$10,780
Wayland Union Schools [Ind. Personal]	\$0	0	\$0	0	\$0	8.4	\$0	\$0
Totals	\$139,429,622		\$740,128		\$0		\$1,171,209	\$1,911,337
Martin Public Schools [Non-PRE]	\$3,102,544	18	\$55,846	0	\$0	7	\$21,718	\$77,564
Martin Public Schools [PRE]	\$12,794,592	0	\$0	0	\$0	7	\$89,562	\$89,562
Martin Public Schools [Com. Personal]	\$0	6	\$0	0	\$0	7	\$0	\$0
Martin Public Schools [Ind. Personal]	\$0	0	\$0	0	\$0	7	\$0	\$0
Totals	\$15,897,136		\$55,846		\$0		\$111,280	\$167,126
Thornapple Kellogg Schools [Non-PRE]	\$187,202,143	18	\$3,369,639	0	\$0	9.65	\$1,806,501	\$5,176,139
Thornapple Kellogg Schools [PRE]	\$688,293,285	0	\$0	0	\$0	9.65	\$6,642,030	\$6,642,030
Thornapple Kellogg Schools [Com. Personal]	\$5,390,300	6	\$32,342	0	\$0	9.65	\$52,016	\$84,358
Thornapple Kellogg Schools [Ind. Personal]	\$467,300	0	\$0	0	\$0	9.65	\$4,509	\$4,509
Totals	\$881,353,028		\$3,401,980		\$0		\$8,505,057	\$11,907,037
Pennfield School District [Non-PRE]	\$1,235,856	18	\$22,245	0	\$0	10.6	\$13,100	\$35,345
Pennfield School District [PRE]	\$6,433,063	0	\$0	0	\$0	10.6	\$68,190	\$68,190
Pennfield School District [Com. Personal]	\$0	6	\$0	0	\$0	10.6	\$0	\$0
Pennfield School District [Ind. Personal]	\$0	0	\$0	0	\$0	10.6	\$0	\$0
Totals	\$7,668,919		\$22,245		\$0		\$81,291	\$103,536

Compilation of Overall Estimated Tax Revenue

School District	Taxable Value	Operating Millage	Operating Tax Dollars	Extra Voted Millage	Extra Voted Tax Dollars	Debt Millage	Debt Tax Dollars	Total Est. Tax Dollars
Bellevue Community Schools [Non-PRE]	\$9,086,048	18	\$163,549	0	\$0	9.12	\$82,865	\$246,414
Bellevue Community Schools [PRE]	\$47,896,299	0	\$0	0	\$0	9.12	\$436,814	\$436,814
Bellevue Community Schools [Com. Personal]	\$0	6	\$0	0	\$0	9.12	\$0	\$0
Bellevue Community Schools [Ind. Personal]	\$0	0	\$0	0	\$0	9.12	\$0	\$0
Totals	\$56,982,347		\$163,549		\$0		\$519,679	\$683,228
Maple Valley School District [Non-PRE]	\$28,031,149	18	\$504,561	0	\$0	5.5	\$154,171	\$658,732
Maple Valley School District [PRE]	\$100,091,205	0	\$0	0	\$0	5.5	\$550,502	\$550,502
Maple Valley School District [Com. Personal]	\$313,900	6	\$1,883	0	\$0	5.5	\$1,726	\$3,610
Maple Valley School District [Ind. Personal]	\$240,400	0	\$0	0	\$0	5.5	\$1,322	\$1,322
Totals	\$128,676,654		\$506,444		\$0		\$707,722	\$1,214,166
Lakewood Public Schools [Non-PRE]	\$37,742,995	17.973	\$678,355	0	\$0	3.25	\$122,665	\$801,020
Lakewood Public Schools [PRE]	\$130,997,641	0	\$0	0	\$0	3.25	\$425,742	\$425,742
Lakewood Public Schools [Com. Personal]	\$559,485	5.973	\$3,342	0	\$0	3.25	\$1,818	\$5,160
Lakewood Public Schools [Ind. Personal]	\$197,800	0	\$0	0	\$0	3.25	\$643	\$643
Totals	\$169,497,921		\$681,697		\$0		\$550,868	\$1,232,565
Gull Lake Community Schools [Non-PRE]	\$32,832,275	18	\$590,981	0.6296	\$20,671	5.67	\$186,159	\$797,811
Gull Lake Community Schools [PRE]	\$106,950,709	0	\$0	0.6296	\$67,336	5.67	\$606,411	\$673,747
Gull Lake Community Schools [Com. Personal]	\$48,600	6	\$292	0.6296	\$31	5.67	\$276	\$598
Gull Lake Community Schools [Ind. Personal]	\$0	0	\$0	0.6296	\$0	5.67	\$0	\$0
Totals	\$139,831,584		\$591,273		\$88,038		\$792,845	\$1,472,156
Caledonia Community Schools [Non-PRE]	\$439,602	18	\$7,913	0	\$0	7	\$3,077	\$10,990
Caledonia Community Schools [PRE]	\$19,842,609	0	\$0	0	\$0	7	\$138,898	\$138,898
Caledonia Community Schools [Com. Personal]	\$0	6	\$0	0	\$0	7	\$0	\$0
Caledonia Community Schools [Ind. Personal]	\$0	0	\$0	0	\$0	7	\$0	\$0
Totals	\$20,282,211		\$7,913		\$0		\$141,975	\$149,888