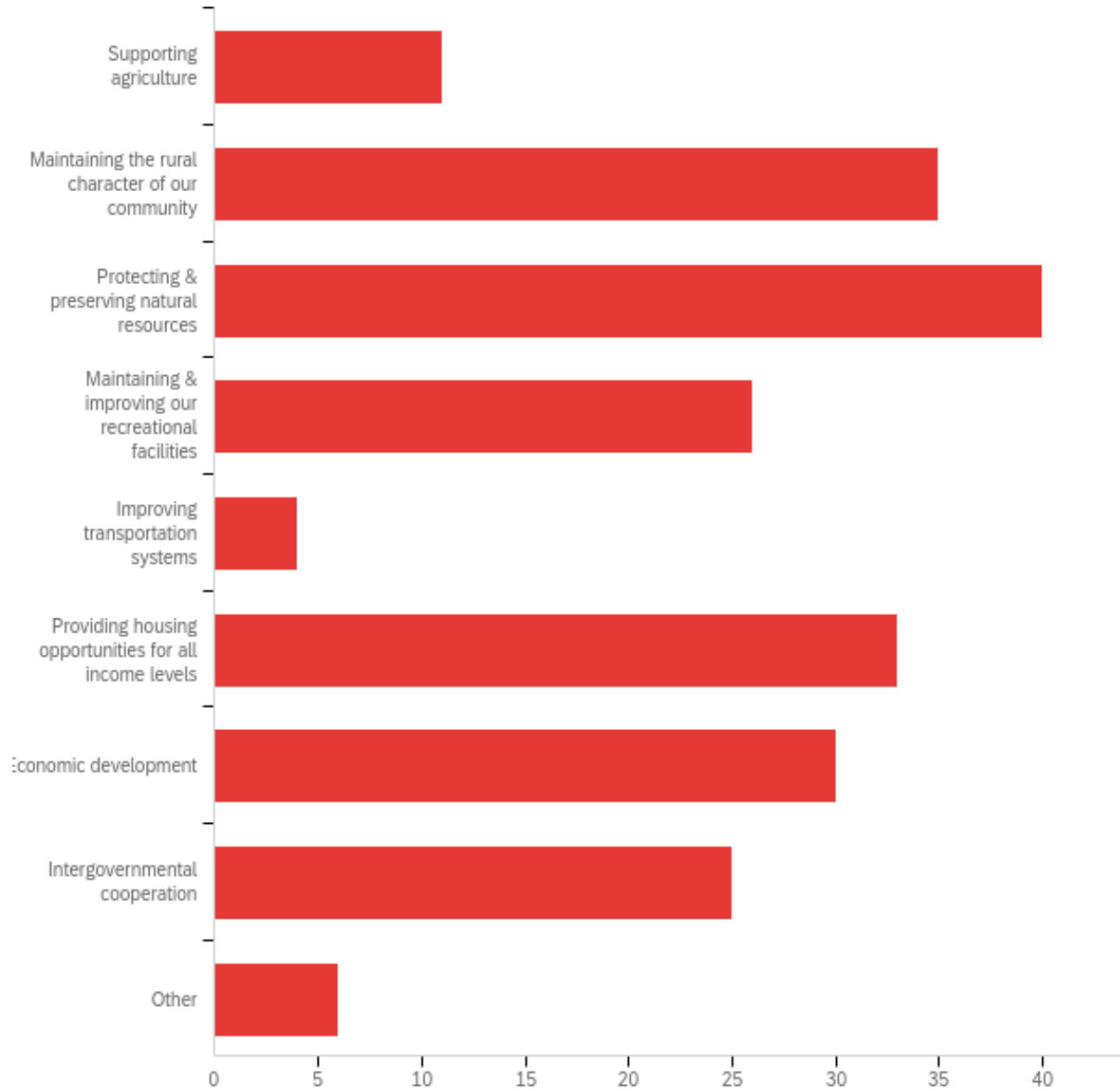


# Default Report

Antrim County Economic Development Corporation

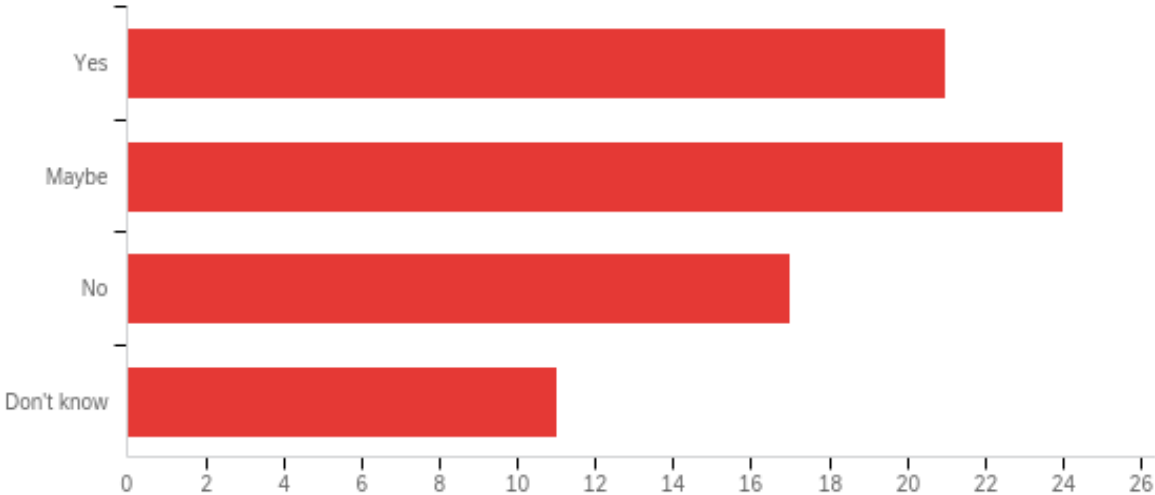
November 17th 2021, 7:53 am MST

**Q1 - What is your community's top priority? Select all that apply.**



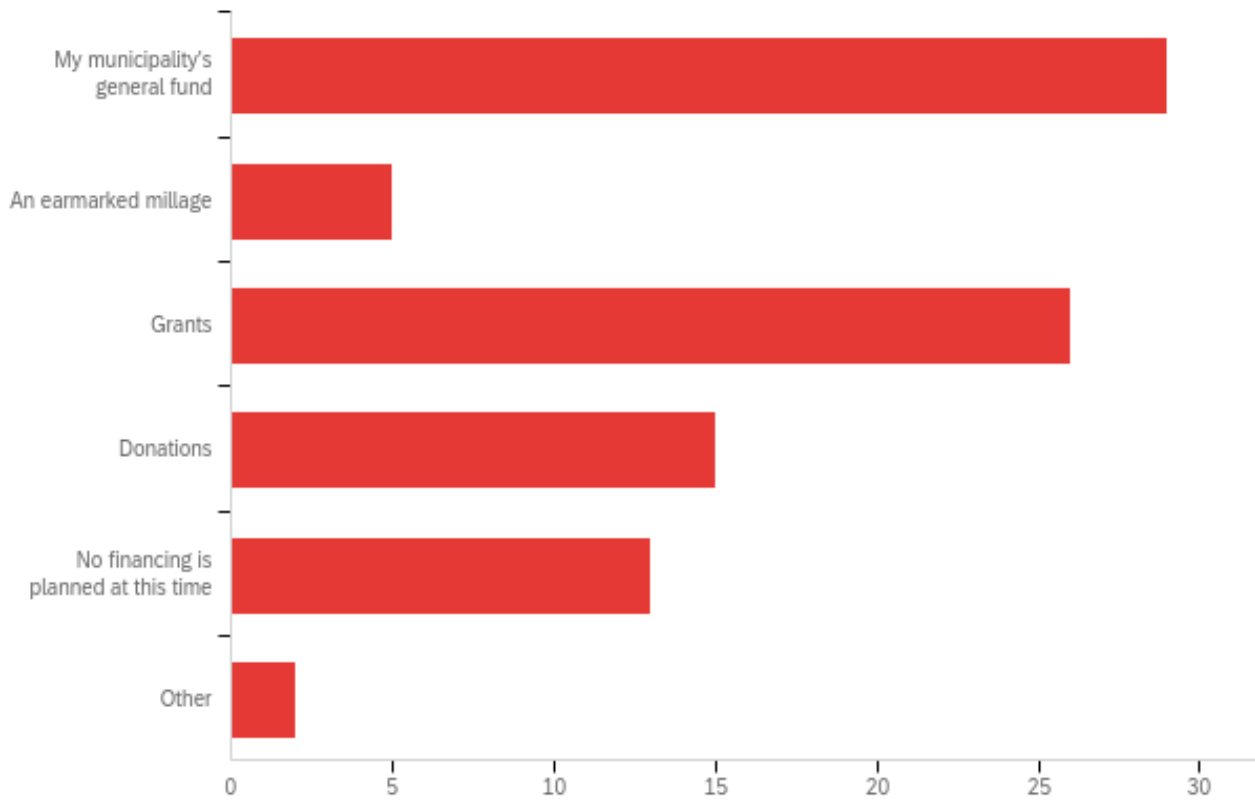
| # | Answer                                                | %      | Count |
|---|-------------------------------------------------------|--------|-------|
| 1 | Supporting agriculture                                | 5.24%  | 11    |
| 2 | Maintaining the rural character of our community      | 16.67% | 35    |
| 3 | Protecting & preserving natural resources             | 19.05% | 40    |
| 4 | Maintaining & improving our recreational facilities   | 12.38% | 26    |
| 5 | Improving transportation systems                      | 1.90%  | 4     |
| 6 | Providing housing opportunities for all income levels | 15.71% | 33    |
| 7 | Economic development                                  | 14.29% | 30    |
| 8 | Intergovernmental cooperation                         | 11.90% | 25    |
| 9 | Other                                                 | 2.86%  | 6     |
|   | Total                                                 | 100%   | 210   |

**Q2 - Does your community have plans to finance that priority?**



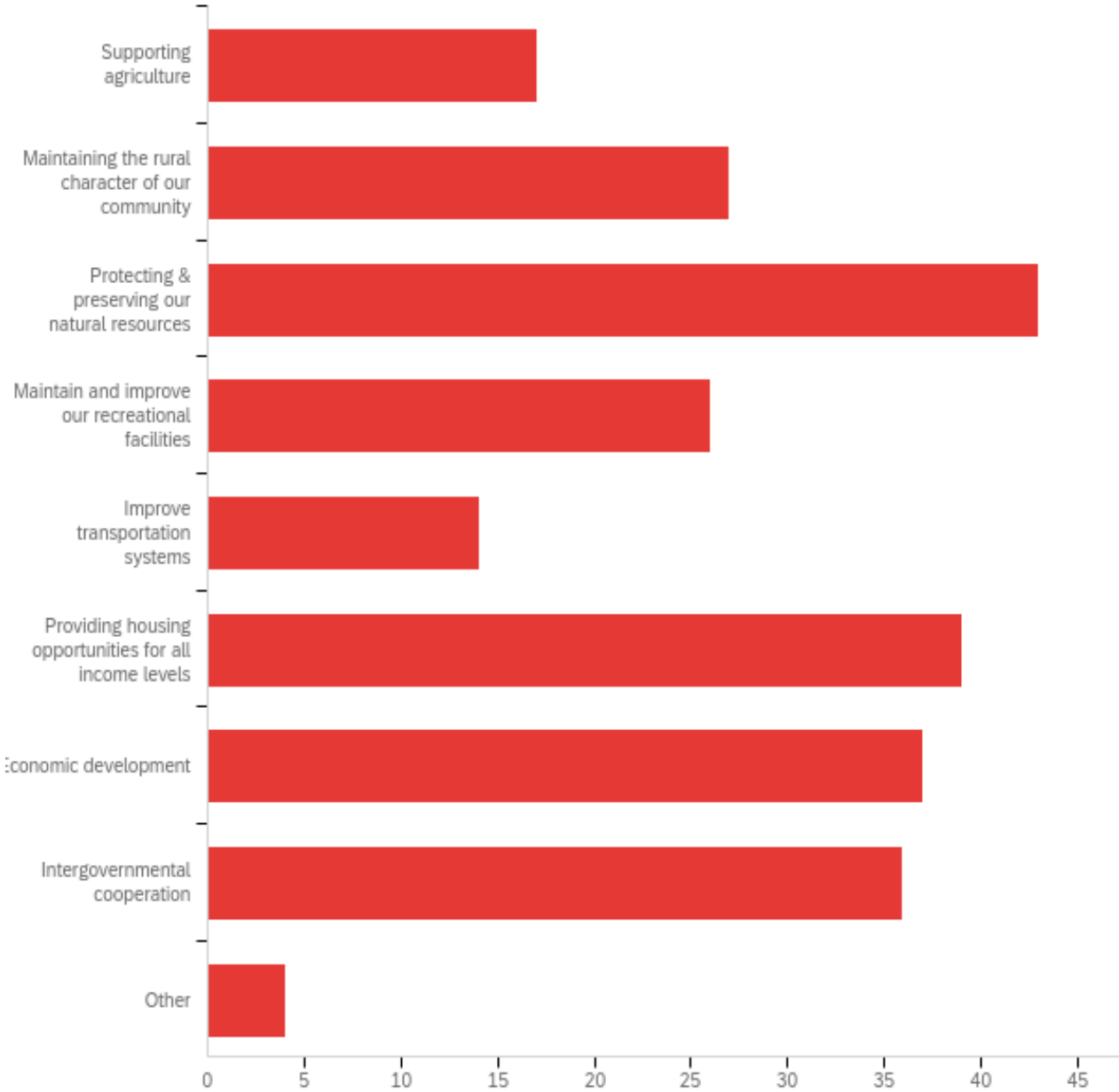
| # | Answer     | %      | Count |
|---|------------|--------|-------|
| 1 | Yes        | 28.77% | 21    |
| 2 | Maybe      | 32.88% | 24    |
| 3 | No         | 23.29% | 17    |
| 4 | Don't know | 15.07% | 11    |
|   | Total      | 100%   | 73    |

**Q3 - If your community has plans to finance that priority, what are the funding sources?  
Select all that apply.**



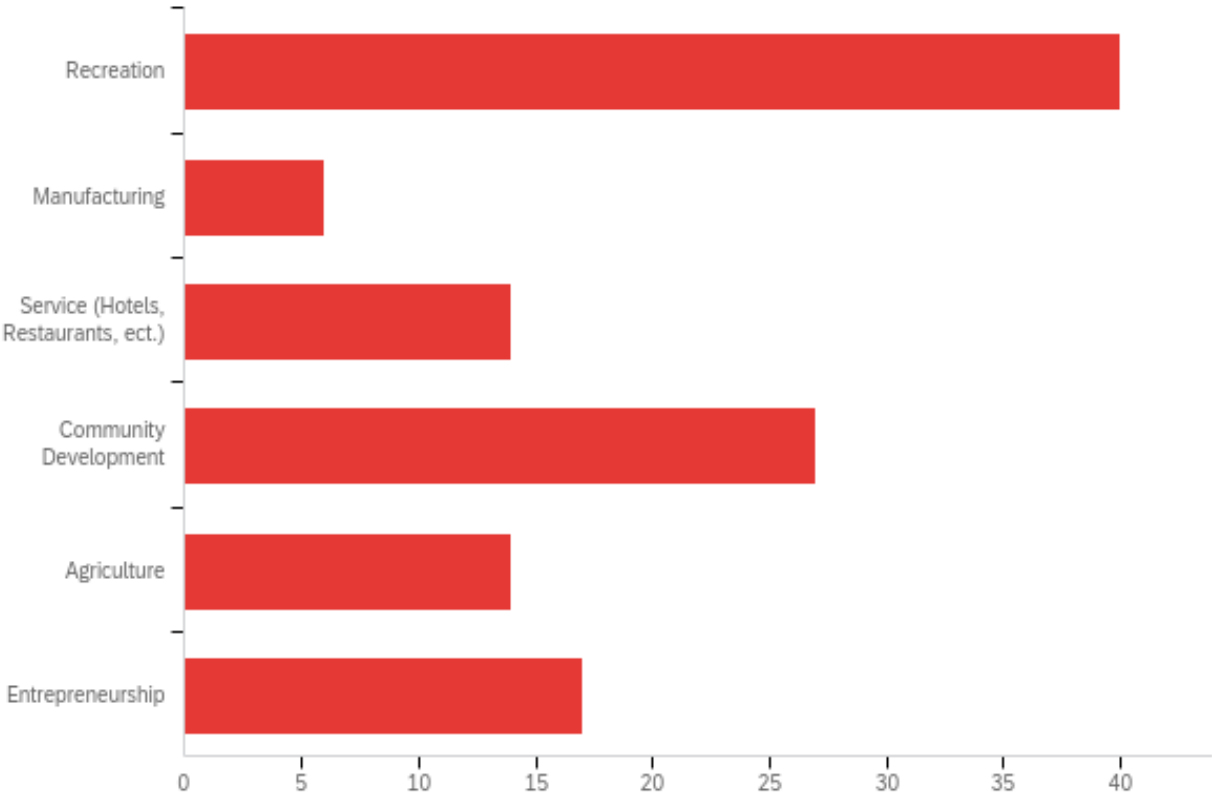
| # | Answer                               | %           | Count     |
|---|--------------------------------------|-------------|-----------|
| 1 | My municipality's general fund       | 32.22%      | 29        |
| 2 | An earmarked millage                 | 5.56%       | 5         |
| 3 | Grants                               | 28.89%      | 26        |
| 4 | Donations                            | 16.67%      | 15        |
| 5 | No financing is planned at this time | 14.44%      | 13        |
| 7 | Other                                | 2.22%       | 2         |
|   | <b>Total</b>                         | <b>100%</b> | <b>90</b> |

**Q4 - What do you think Antrim County's top priorities should be? Select all that apply.**



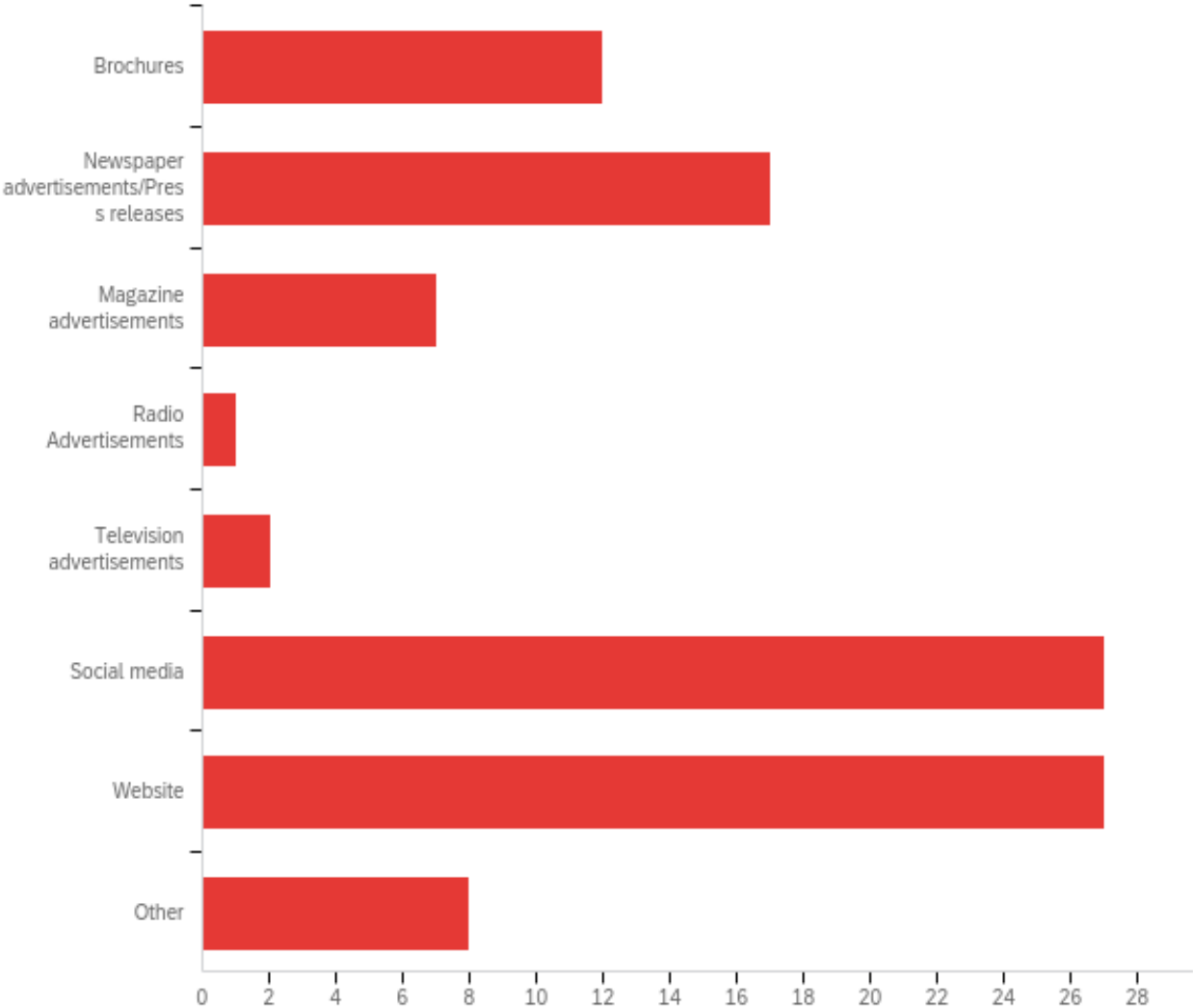
| # | Answer                                                | %      | Count |
|---|-------------------------------------------------------|--------|-------|
| 1 | Supporting agriculture                                | 7.00%  | 17    |
| 2 | Maintaining the rural character of our community      | 11.11% | 27    |
| 3 | Protecting & preserving our natural resources         | 17.70% | 43    |
| 4 | Maintain and improve our recreational facilities      | 10.70% | 26    |
| 5 | Improve transportation systems                        | 5.76%  | 14    |
| 6 | Providing housing opportunities for all income levels | 16.05% | 39    |
| 7 | Economic development                                  | 15.23% | 37    |
| 8 | Intergovernmental cooperation                         | 14.81% | 36    |
| 9 | Other                                                 | 1.65%  | 4     |
|   | Total                                                 | 100%   | 243   |

**Q5 - Does your community currently promote economic development? If so, which sectors? Select all that apply.**



| # | Answer                              | %      | Count |
|---|-------------------------------------|--------|-------|
| 1 | Recreation                          | 33.90% | 40    |
| 2 | Manufacturing                       | 5.08%  | 6     |
| 3 | Service (Hotels, Restaurants, ect.) | 11.86% | 14    |
| 4 | Community Development               | 22.88% | 27    |
| 5 | Agriculture                         | 11.86% | 14    |
| 6 | Entrepreneurship                    | 14.41% | 17    |
|   | Total                               | 100%   | 118   |

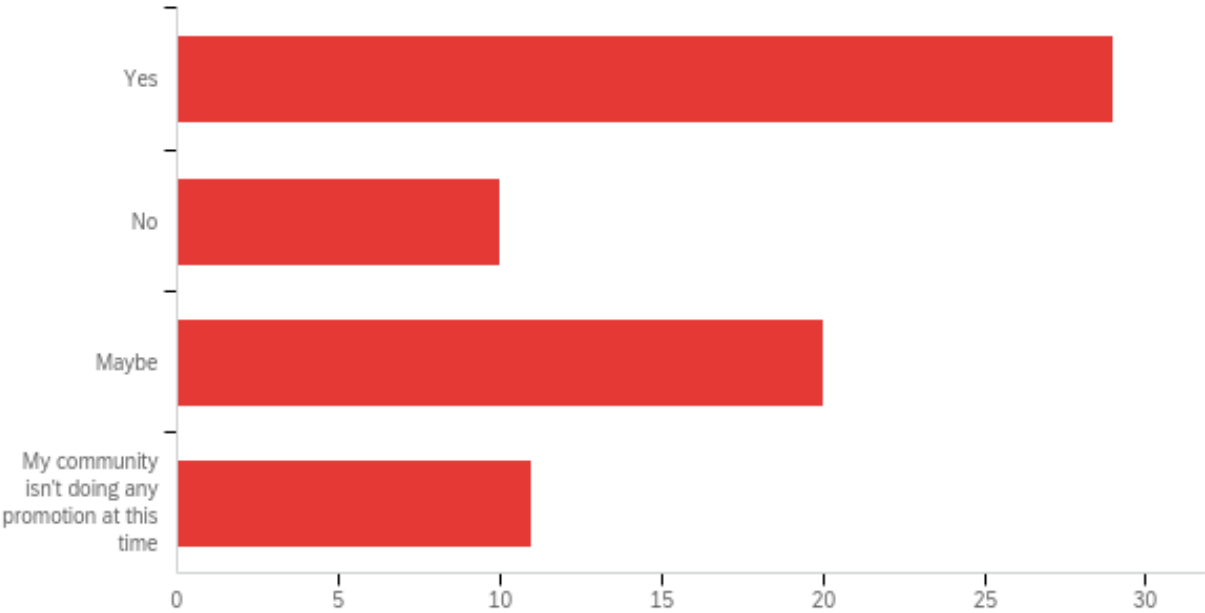
**Q6 - If your community promotes economic development, what promotional materials and methods are being used? Select all that apply.**





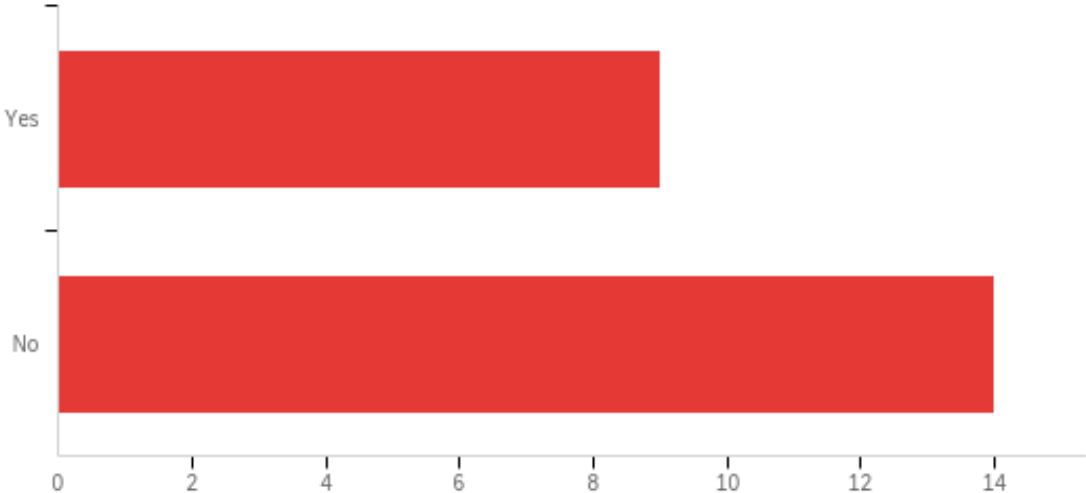
| # | Answer                                  | %      | Count |
|---|-----------------------------------------|--------|-------|
| 1 | Brochures                               | 11.88% | 12    |
| 2 | Newspaper advertisements/Press releases | 16.83% | 17    |
| 3 | Magazine advertisements                 | 6.93%  | 7     |
| 4 | Radio Advertisements                    | 0.99%  | 1     |
| 5 | Television advertisements               | 1.98%  | 2     |
| 6 | Social media                            | 26.73% | 27    |
| 7 | Website                                 | 26.73% | 27    |
| 9 | Other                                   | 7.92%  | 8     |
|   | Total                                   | 100%   | 101   |

**Q7 - Would you be willing to work with Antrim County to expand those promotional efforts?**



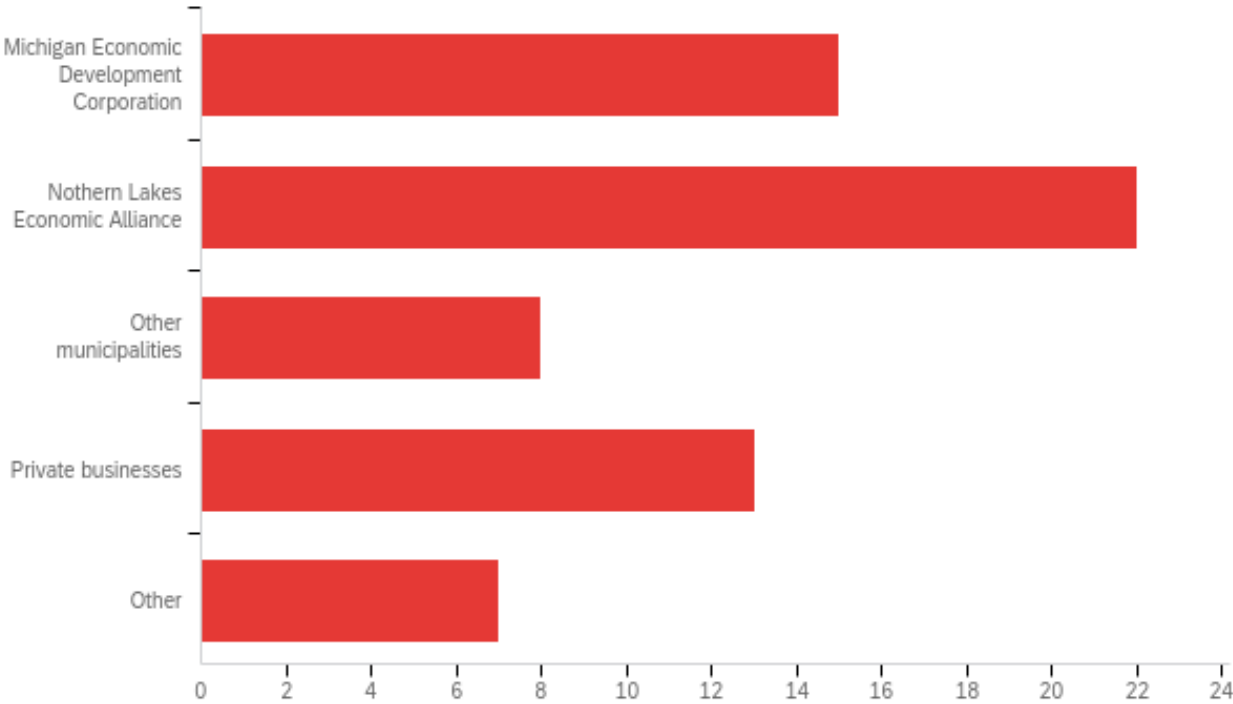
| # | Answer                                              | %      | Count |
|---|-----------------------------------------------------|--------|-------|
| 1 | Yes                                                 | 41.43% | 29    |
| 2 | No                                                  | 14.29% | 10    |
| 3 | Maybe                                               | 28.57% | 20    |
| 4 | My community isn't doing any promotion at this time | 15.71% | 11    |
|   | Total                                               | 100%   | 70    |

**Q8 - Do you think your community would be willing to contribute financially to a county-wide promotional effort?**



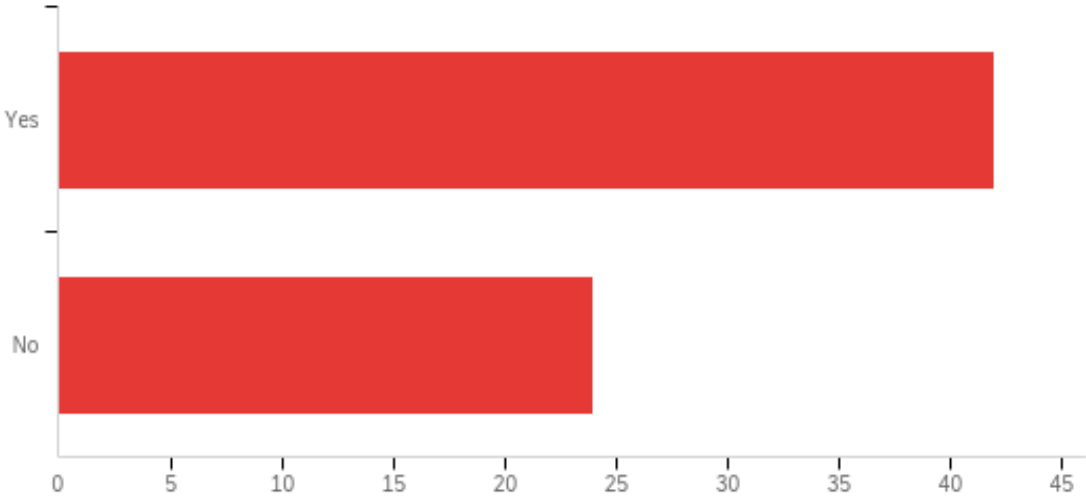
| # | Answer | %      | Count |
|---|--------|--------|-------|
| 1 | Yes    | 39.13% | 9     |
| 2 | No     | 60.87% | 14    |
|   | Total  | 100%   | 23    |

**Q9 - Is your community working with any of the following to fund special projects (select all that apply):**



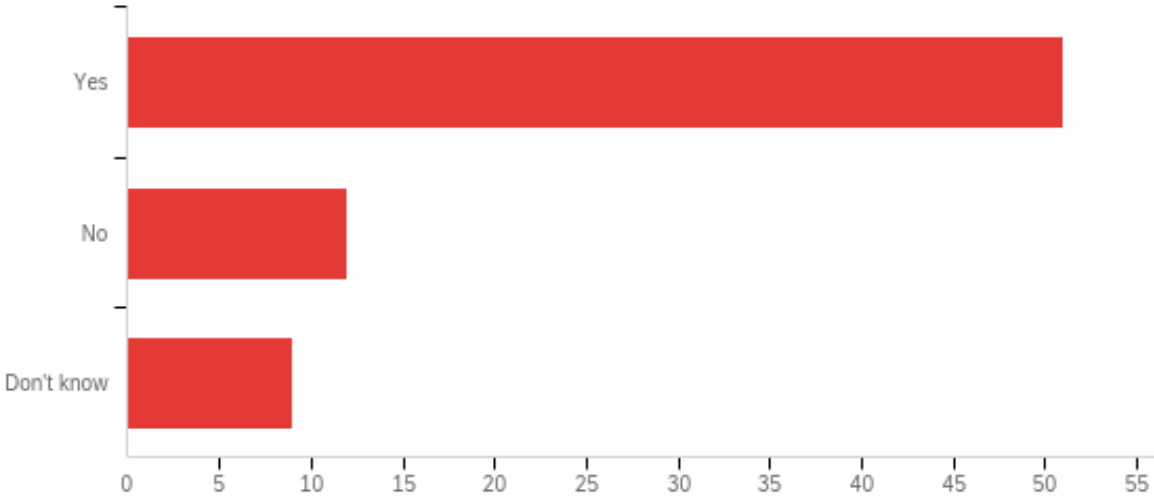
| # | Answer                                    | %      | Count |
|---|-------------------------------------------|--------|-------|
| 1 | Michigan Economic Development Corporation | 23.08% | 15    |
| 2 | Northern Lakes Economic Alliance          | 33.85% | 22    |
| 3 | Other municipalities                      | 12.31% | 8     |
| 4 | Private businesses                        | 20.00% | 13    |
| 7 | Other                                     | 10.77% | 7     |
|   | Total                                     | 100%   | 65    |

**Q10 - Would you like more information regarding potential funding sources?**



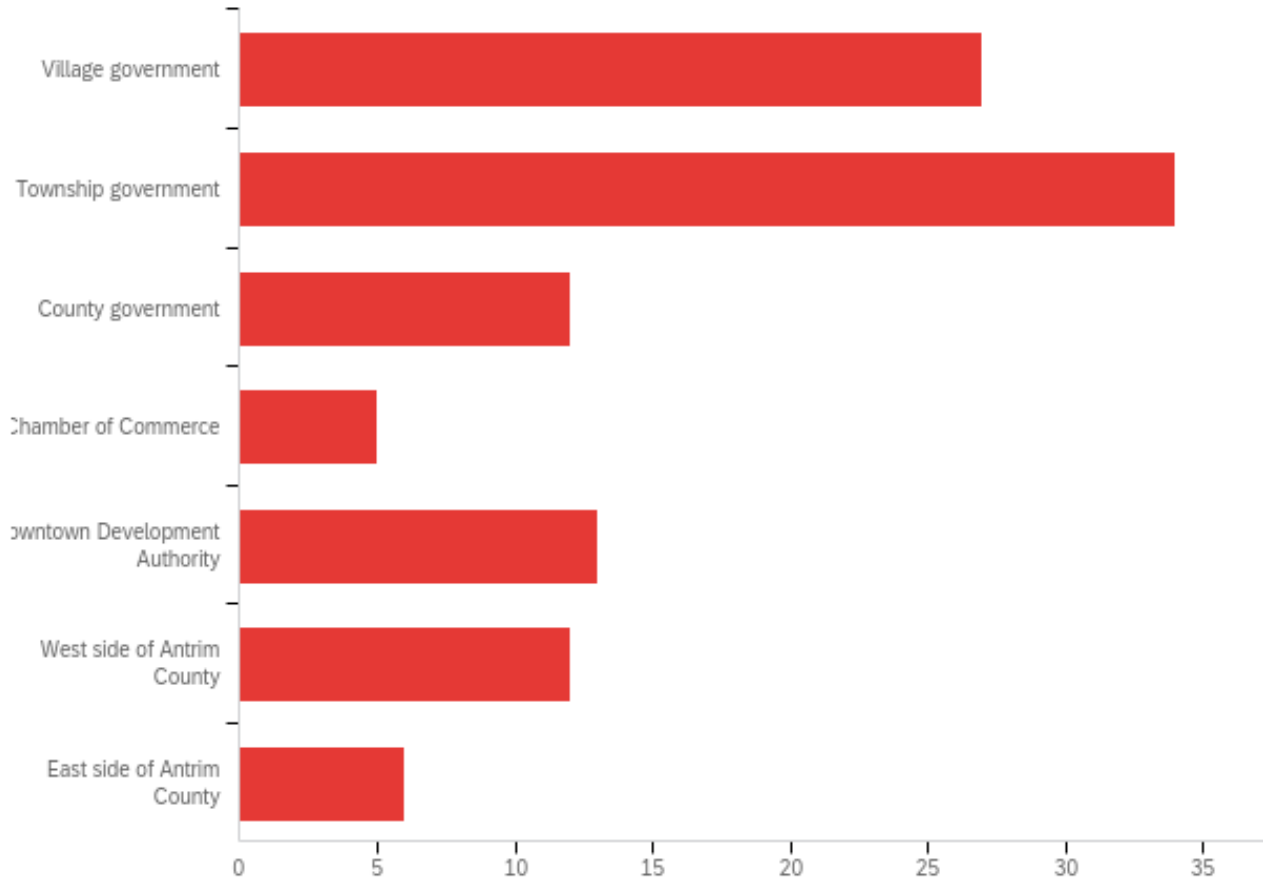
| # | Answer | %      | Count |
|---|--------|--------|-------|
| 1 | Yes    | 63.64% | 42    |
| 2 | No     | 36.36% | 24    |
|   | Total  | 100%   | 66    |

**Q11 - Does your community see a need for more broadband?**



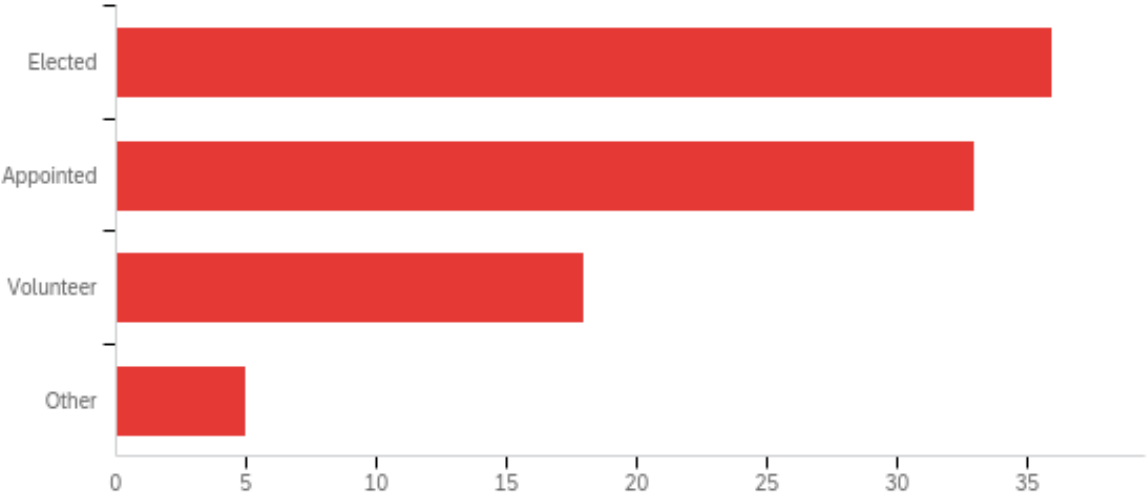
| # | Answer     | %      | Count |
|---|------------|--------|-------|
| 1 | Yes        | 70.83% | 51    |
| 2 | No         | 16.67% | 12    |
| 3 | Don't know | 12.50% | 9     |
|   | Total      | 100%   | 72    |

**Q12 - Please tell us about the community you represent. Select all that apply.**



| # | Answer                         | %      | Count |
|---|--------------------------------|--------|-------|
| 1 | Village government             | 24.77% | 27    |
| 2 | Township government            | 31.19% | 34    |
| 3 | County government              | 11.01% | 12    |
| 4 | Chamber of Commerce            | 4.59%  | 5     |
| 5 | Downtown Development Authority | 11.93% | 13    |
| 6 | West side of Antrim County     | 11.01% | 12    |
| 7 | East side of Antrim County     | 5.50%  | 6     |
|   | Total                          | 100%   | 109   |

**Q13 - Are you elected, appointed, or a volunteer in your community? Select all that apply.**



| # | Answer    | %      | Count |
|---|-----------|--------|-------|
| 1 | Elected   | 39.13% | 36    |
| 2 | Appointed | 35.87% | 33    |
| 3 | Volunteer | 19.57% | 18    |
| 4 | Other     | 5.43%  | 5     |
|   | Total     | 100%   | 92    |



## Q14 - Do you have any additional comments regarding this survey?

Do you have any additional comments regarding this survey?

Being more collaborative and open to change would be one of the biggest benefits to the entire county. Economic Development doesn't mean we will become Traverse City. It means the villages won't die due to lack of young families moving in. These young families provide children for schools, commerce, housing demand and jobs. Without them the villages and county will suffer. Tax base will error. Basic services limited. Only tourists who take from the system will be here. And when the system dies, the tourist will leave

The government's role in economic development is to get out of the way with regulations, and keep taxes low.

Antrim county is diverse when you look at east/west side amenities, property values, and population. We share agriculture, housing needs for workforce, workforce, and transportation as we are a county carved up with large lakes to drive around!

No

It's a government survey using the Delphi Technique. Not a fan of these biased surveys

The consistent issue I'm seeing and hearing residents and businesses talking about is lack of residential and commercial buildings. Businesses can't hire people because they can't find places to live, and businesses can't open or move because there is no available commercial space. New commercial and residential builds would help to resolve these issues.

Enriching business investment with job training opportunities matched with house development priority

NONE AT THIS TIME- NO INFORMATION NEEDED BUT GIVING MY NAME

We need affordable housing, good transportation, hi-speed internet, & respect for current cultural institutions

There needs to more communication between the governmental entities, County, Townships and Villages. There is very little to no information shared on projects in this county. The County jail is probably the biggest issue that is being discussed at the county level but nothing shared with the taxpayers or the townships to further any type of support.

When you include "other as an option" there should be a line so the person can fill out what other is. Also, this is a typical government survey using the Delphi Technique to bait the people surveyed into choosing one of the government projects listed. Not a fan of these type of surveys at all.

I think this survey is incomplete. If you are going to give the choice of other, then people should be able to fill out what other is so you know what their concerns are. Right? Also this is a typical government survey using the Delphi Technique. I personally don't like those tactics

There needs to be a comprehensive economic development strategy for Antrim County that includes input from miscible governments and local Chamber of Commerce organizations

**Q15 - If you would like more information, please provide us with your name, email, and preferred telephone number.**

If you would like more information, please provide us with your name, email, and preferred telephone number.

---

Alex Busman, bankstownshipsupervisor@gmail.com, 231-676-1075

---

Becky Lancaster- lancasterbec@hotmail.com

---

Jfarrell@elkrapids.org

---

Dave Gajda, dcgajda@outlook.com, 248-231-8599

---

231 632 0640

---

Don Hoyt. don@inspirehealthchiro.com. 231.533.8638

---

lynnspearing@gmail.com

---

SHARON SCHULTZ - 231-599-2036 X107 treasurer@torchlaketownship.org

---

Ed Niepoth, Taxpayer/Kearney Township Supervisor, eniepoth@hotmail.com. 231-499-7302

---

Nicole Essad, Village of Bellaire Clerk, vlgclerk@bellairemichigan.com (231)533-8213