



Antrim County Sheriff's Office

Daniel S. Bean

Sheriff

2021

ANNUAL REPORT

TABLE OF CONTENTS

CONTENTS

ANIMAL CONTROL _____	1
REVENUE TO COUNTY _____	2
GUN REGISTRATIONS _____	3
SUMMARY OF OFFENSES (RMS) _____	4-5
CORRECTION DIVISION _____	6
JAIL REVENUE TO COUNTY _____	7
FOOD SERVICES _____	8
COURTHOUSE SECURITY _____	9
INMATE HEALTH SERVICES _____	10
ZERO TOLERANCE DRUG TESTING PROGRAM _____	11
DRUG ABUSE RESISTANCE EDUCATION _____	12
SNOWMOBILE GRANT PROGRAM ACTIVITY REPORT _____	13
MARINE SAFETY PROGRAM _____	14
911 DISPATCH _____	15-17

ANIMAL CONTROL

DOG	2021	2020	2019	2018	2017	2016
Total Intake	165	217	228	465	257	253
Stray	111	131	152	44	41	169
Impounded	21	28	31	126	109	3
Owner Surrender	33	58	45	128	107	80
Return to Owner	94	133	157	167	112	125
Adopted	54	65	67	139	118	106
Euthanized	9	16	11	8	12	28

CAT	2021	2020	2019	2018	2017	2016
Total Intake	142	83	174	325	439	422
Stray	58	31	84	101	198	144
Impounded	0	0	5	33	28	0
Owner Surrender	84	52	85	183	213	278
Return to Owner	3	0	3	8	10	18
Adopted	105	110	131	283	330	250
Euthanized	9	8	26	29	102	157

Animal Control	2021	2020	2019	2018	2017	2016
Complaint #'s	601	809	638	725	310	293
Animal Bites	89	115	73	70	33	74
Miles	6,341	8,390	7,922	10,494		18,047
Citations	15	43	1	9	19	83

REVENUE TO COUNTY

REVENUE TO COUNTY

REVENUE SOURCE	2021	2020	Variance
Civil Process Paper Service Includes Trespass After Warnings	\$11,169.08	\$11,654.49	-\$485.41
Foreclosures – Postings and Sales	\$1,197.88	\$2,218.00	-\$1,020.12
Document Photocopying	\$5,794.75	\$4,826.07	\$968.68
Boat Livery Inspections	\$268.00	\$280.00	-\$12.00
Restitution And Arrest Fees	\$3,111.34	\$550.00	\$2,561.34
Refunds/Reimbursements	0	0	0
Forfeiture Items Sold At Auction	0	0	0
Used Equipment Sold	\$6,300.75	0	\$6,300.75
Drunken Driver Assessments	\$4,425.74	\$4,612.50	-\$186.76
TOTAL REVENUES	\$32,267.54	\$24,141.06	\$8,126.48

DONATIONS

REVENUE SOURCE	2021	2020	Variance
Donations for D.A.R.E.	0	0	0
TOTAL DONATION REVENUES	0	0	0

GRANTS

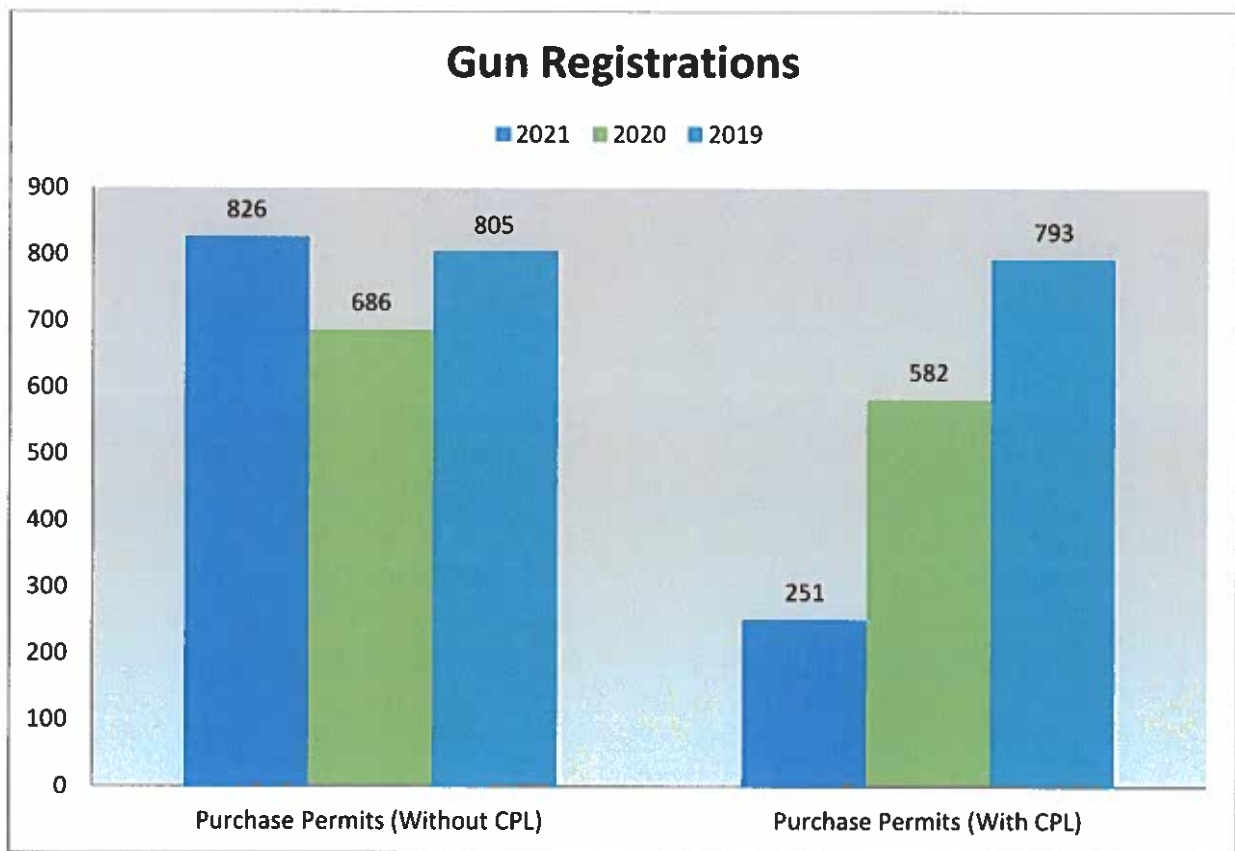
REVENUE SOURCE	2021	2020	Variance
M.D.O.J. Bulletproof Vests	\$5,567.50	\$1,638.50	\$3,929.00
Secondary Roads	\$49,188.00	\$48,825.00	\$363.00
Snowmobile	\$16,400.00	\$16,400.00	0
Marine	\$42,200.00	\$38,700.00	\$3,500.00
TOTAL GRANT REVENUES	\$113,355.50	\$105,563.50	\$7,792.00

COMBINED REVENUE TOTALS	\$145,623.04	\$129,704.56	\$15,918.48
--------------------------------	---------------------	---------------------	--------------------

GUN REGISTRATIONS

GUN REGISTRATIONS

Purchase permits (without CPL) totaled 826 in 2021 compared to 686 in 2020, while 251 Pistol Sales Records (with CPL) were recorded in 2021 a decrease from 582 in 2020. In summary, we had a total of 191 less gun registrations in 2021 than 2020.



SUMMARY OF OFFENSES (RMS)

SUMMARY OF OFFENSES (RMS)

	YTD 2021	YTD 2020	+/-
ASSIST CITIZEN	88	127	-39
SEXUAL CSC OFFENSES	18	17	1
NOISE COMPLAINT / FIREWORKS	23	46	-23
AGGRAVATED / NON-AGGRAVATED ASSAULT	151	168	-17
INTIMIDATION / STALKING	26	21	5
ARSON	0	0	0
BURGLARY FORCED / NON-FORCED ENTRY	17	29	-12
UNLAWFUL ENTRY	5	4	1
LARCENY – THEFT FROM A BLDG	10	3	7
LARCENY – THEFT FROM A MOTOR VEHICLE	3	0	3
LARCENY – OTHER	52	101	-49
MOTOR VECHICLE THEFT	7	13	-6
MOTOR ASSIST / VEHICLE IN DITCH	30	34	-4
FORGERY / COUNTERFEITING	2	1	1
FRAUD	54	46	8
EMBEZZLEMENT	2	2	0
STOLEN PROPERTY	0	0	0
DAMAGE TO PROPERTY	41	63	-22
RETAIL FRAUD THEFT	2	4	-2
VIOLATION OF CONTROLLED SUBSTANCE	4	8	-4
SEX OFFENSE (OTHER)	14	5	9
OBSCENITY	0	0	0
FAMILY ABUSE / NEGLECT	24	8	16
LIQUOR VIOLATIONS – OTHER	1	5	-4
DRUNKENNESS – EXCEPT OWI	30	16	14
OBSTRUCTING POLICE	17	8	9
OBSTRUCTING JUSTICE – CONTEMPT OF COURT	5	9	-4
WEAPONS OFFENSE	6	6	0
DISORDERLY CONDUCT	2	5	-3
H & R Motor Vehicle ACCIDENT	6	5	1
O.W.I. (Operating While Intoxicated)	27	45	-18
O.U.I.D. (Operating Under Influence of Drugs)	20	8	12
TRESPASS – OTHER	11	16	-5
ANIMAL COMPLAINTS (NON-BITE)	64	68	-4
MENTAL HEALTH	73	55	18
MISC. CRIMINAL	2	10	-8

SUMMARY OF OFFENSES (RMS)

	YTD 2021	YTD 2020	+/-
K-9 (GENERAL,SEARCH,TRACK,NARCOTICS)	92	98	-6
CONSPIRACY	0	0	0
JUVENILE INCORRIGIBLE	34	31	3
CIVIL MATTER / FAMILY DISPUTE	471	368	103
JUVENILE DELINQUENT	12	10	2
ABANDONED VEHICLE – VIN INSPECTION	18	8	10
SUICIDE (INCLUDES ATTEMPTS)	6	8	-2
NON TRAFFIC ACCIDENTS	2	4	-2
NATURAL DEATH	41	35	6
TRAFFIC VIOLATION – CIVIL	0	1	-1
MISSING PERSONS	3	5	-2
ALARM	192	240	-48
ACCIDENT OTHER	0	5	-5
SUSPICIOUS SITUATION	408	574	-166
HAZARDOUS CONDITION	11	21	-10
GENERAL NON-CRIMINAL / AGENCY ASSIST	465	610	-145
WARRANT ARREST	0	0	0
ACCIDENT FIRE	6	5	1
CHILD ENDANGERMENT	0	8	-8
DRUG OVERDOSE – ACCIDENT	4	3	1
PUBLIC PEACE	0	0	0
HEALTH & SAFETY – ANIMALS	4	9	-5
CONSERVATION	1	10	-9
JUVENILE RUNAWAY	6	4	2
RECKLESS DRIVING	1	1	0
LOST FOUND PROPERTY	14	23	-9
ACCIDENT – OTHER WATER	0	1	-1
ACCIDENT – NON-TRAFFIC	6	1	5
ACCIDENT – BOATING	8	8	0
EXPIRED OPERATORS LICENSE	1	0	1
FLEE & ELUDE	3	2	1
REGISTRATION PLATE VIOLATION	1	7	-6
MV OPERATE W/O SECURITY	13	20	-7
ACCIDENT – OTHER SHOOTING	1	0	1
DROVE WHILE LICENSE SUSPENDED (D.W.L.S.)	29	29	0
HEALTH & SAFETY VIOLATIONS	0	3	-3
TRAFFIC ACCIDENT	200	225	-25
TOTALS	2,719	3,333	-470

CORRECTION DIVISION

CORRECTION DIVISION

JAIL POPULATION			
	2021	2020	Variance
Inmates booked into the Antrim County Jail over 17YOA	348	394	-46
Inmates booked into the Antrim County Jail under 17YOA	2	0	2
Total Inmate Bookings	346	394	-48
Average bookings per day	.95	1.07	-.12
	2021	2020	Variance
Inmates Sentenced to and transported to MI Dept. of Corrections	11	17	-6
	2021	2020	Variance
Average Male Population	16	17	-1
Average Male Sentenced	7	7	0
Average Male Un-Sentenced	9	10	-1
Average Female Population	4	5	-1
Average Female Sentenced	1	3	-2
Average Female Un-Sentenced	3	2	1
Average Daily Population	20	21	-1

FINGERPRINTS STATISTICS			
	2021	2020	Variance
Criminal arrests fingerprints	257	264	-7
Applicant fingerprints	378	453	-75
Average monthly fingerprints	53	60	-7
Total number of fingerprints	635	717	-82

JAIL REVENUE TO COUNTY

JAIL REVENUE TO COUNTY

REVENUE SOURCE	2021	2020	+/-
MDOC Diverted Felons/Detainers	\$23,401.92	\$16,158.00	\$7,243.92
INMATE FUND			
County Booking Fee	\$2,835.75	\$5,389.00	-\$2,553.25
State Booking Fee	\$600.00	\$223.00	\$377.00
County Sex Offender Reg. Fee	\$4,240.00	\$2,290.00	\$1,950.00
Fingerprint Fee	\$5,986.75	\$7,020.00	-\$1,033.25
Monies Received For Inmate Housing	\$2,634.35	\$4,830.97	-\$2,196.62
Prisoner Transports (MDOC, FOC, CMH, Other)	\$2,220.00	\$1,554.00	\$666.00
Work Release	\$0.00*	\$1,149.91	-\$1,149.91
1 st Day Housing	\$5,360.00	\$5,151.00	\$209.00
Inmate Telephone	\$17,312.72	\$12,260.74	\$5,051.98
Inmate Housing—Other Counties, Tribal	\$12,775.00**	\$25,550.00	-\$12,775.00
Medical – Reimbursement	\$2,594.55	\$1,226.50	\$1,368.05
Jail Commissary Proceeds	\$24,807.75	\$20,908.72	\$3,899.03
TOTAL REVENUES	\$104,768.79	\$103,711.84	\$1,056.95

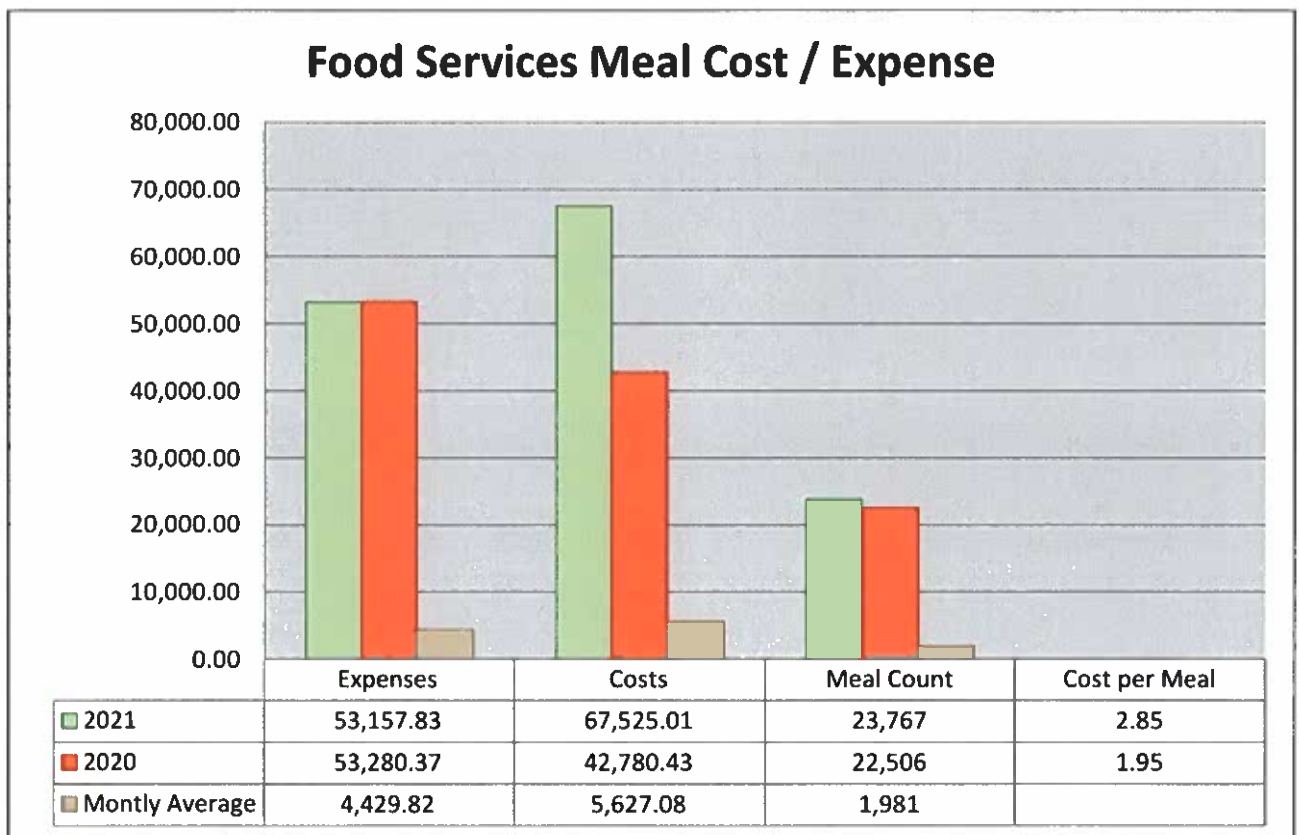
The COVID pandemic was a large part of why our numbers were down.

*Work release was suspended due to the COVID pandemic restrictions for the safety of inmates and staff.

**Grand Traverse Band has temporarily ended bed rental in the county jails. Received one check in March 2021 before they ended the program.

FOOD SERVICES

FOOD SERVICES



COURTHOUSE SECURITY

COURTHOUSE SECURITY

2021 SCREENING/DEPUTY STATISTICS

	PEDESTRIANS	WEAPONS
JANUARY*	15	0
FEBRUARY	18	1
MARCH	10	0
APRIL	30	0
MAY	29	0
JUNE	59	0
JULY	233	3
AUGUST	183	0
SEPTEMBER	153	5
OCTOBER	208	2
NOVEMBER	205	5
DECEMBER	161	8
TOTAL	1,313	24

***Averaged out from previous months, no information available**

INMATE HEALTH SERVICES

INMATE HEALTH SERVICES

Nurse Jan Jensen R.N. – Medical Coordinator

	INMATES SEEN BY NURSE	INMATES SEEN BY DOCTOR	TOTAL INMATES SEEN	EMERGENCY ROOM VISITS	OUTSIDE DR. OFFICE VISITS	DENTIST OFFICE VISITS	OUT PATIENT X-RAYS or SCANS	Labs, Physicals, etc. performed by Nurse Staff	Average # Inmates on Meds	Monthly Pharmacy Charges	Hospital / Doctor Office, E. R. / Labs	Medical Supplies	Part Time Nurse Salary	Dr. May Salary	Total Expenses
Jan	41	8	49	0	0	0	0	10	7	\$379.89	\$5,533.33	\$128.00	\$ -	\$2,254.50	\$8,295.72
Feb	23	6	29	1	6	0	0	11	9	\$400.72	\$427.04	\$170.00	\$350.00	\$2,254.50	\$3,602.26
Mar	47	4	51	0	7	0	0	21	7	\$245.97	\$2,097.70	\$ -	\$1,087.50	\$2,254.50	\$5,685.67
Apr	48	8	56	0	5	0	2	12	9	\$748.78	\$2,702.70	\$ -	\$475.00	\$2,254.50	\$6,180.98
May	64	9	73	1	0	0	2	19	10	\$965.23	\$5,625.00	\$209.84	\$900.00	\$2,254.50	\$9,954.57
Jun	39	7	46	5	3	0	1	10	8	\$215.10	\$2,943.00	\$106.50	\$ -	\$2,254.50	\$5,519.10
Jul	46	3	49	3	1	0	0	13	8	\$787.90	\$1,267.06	\$ -	\$181.25	\$2,254.50	\$4,490.71
Aug	56	8	64	2	0	0	0	25	9	\$436.57	\$714.00	\$ -	\$1,025.00	\$2,254.50	\$4,430.07
Sep	49	7	56	2	0	0	0	17	10	\$2,005.96	\$2,577.77	\$134.00	\$1,125.00	\$2,254.50	\$8,097.23
Oct	64	6	70	1	1	0	0	21	9	\$1,320.90	\$4,525.05	\$ -	\$1,275.00	\$2,254.50	\$9,375.45
Nov	47	6	53	0	1	0	0	15	8	\$1,748.89	\$360.00	\$ -	\$1,380.00	\$2,254.50	\$5,743.39
Dec	50	5	55	1	0	0	0	11	5	\$191.15	\$4,903.92	\$352.04	\$2,187.50	\$2,254.50	\$9,889.11
2021 TOTALS	574	77	651	16	24	0	5	185	99	\$9,447.06	\$33,676.57	\$1,100.38	\$9,986.25	\$27,054.00	\$81,264.28
2020 TOTALS	532	68	600	14	1	1	0	150	108	\$15,051.71	\$26,000.95	\$1,449.37	\$5,935.00	\$28,302.20	\$76,739.23
+ / -	42	9	51	2	23	-1	5	35	-9	-\$5,604.65	\$7,675.62	-\$348.99	\$4,051.25	-\$1,248.20	\$4,525.03

ZERO TOLERANCE DRUG TESTING PROGRAM

ZERO TOLERANCE DRUG TESTING PROGRAM

INCOME	2021	2020	(+/-)
PBT INCOME	\$9,006.00	\$9,049.00	-\$43.00
URINE INCOME	\$18,636.00	\$23,022.32	-\$4,386.32
SCRAM	\$63,596.00	\$84,405.00	-\$20,809.00
MISC/INSTANT UA'S	\$0	\$0	\$0
INCOME MDOC	\$0	\$3,705.84	-\$3,705.84
TOTAL INCOME	\$91,238.00	\$120,182.16	-\$28,944.16
EXPENSES	2021	2020	(+/-)
CONTRACTUAL EXPENSES	\$51,074.00	\$65,382.59	-\$14,308.59
STAFF COSTS	\$61,138.00	\$56,095.43	\$5,042.57
TOTAL EXPENSES	\$112,212.00	\$121,478.02	-\$9,266.02
PBT'S	2021	2020	(+/-)
TOTAL PBT'S DONE	2,740	2,877	-137
URINES	2021	2020	(+/-)
URINALYSIS	832	1,826	-994
MDOC URINES	13	770	-757
SCRAM	23	53	-30
TOTAL URINES	868	2,649	-1,781.00

QUICK FACTS

The Zero Tolerance Program continues to provide drug and alcohol testing 365 days a year. We provide services to all of Antrim County and its surrounding counties. We also accommodate other counties that may have clients in our area that have testing needs. Our services still include drug screens, instant and lab tested screens, PBT's and SCRAM units (portable breathalyzer).

Zero Tolerance Program continues to employ 3 people. The coordinator, Tracey Tucker is fulltime and 2 part time employees, Nancy Yorks and William DeWitt. Our testing site at the jail is open daily from 0630 to 0830. Our evening testing continues to be suspended due to COVID-19. I am not sure when or if our evening testing hours will resume.

Our program continues to see the effects of the state reform. The changes to the requirements or parameters set for testing has impacted testing numbers. Our testing numbers have decreased. I do (based on 3/22 testing numbers) see an upward trend and hopefully it will continue to climb. The SCRAM program has also seen a decrease in rentals. My goal is to regain the loss of rental clients which will obviously increase revenue. The state reform unfortunately is a large hurdle. I would like to propose the idea of testing in Mancelona. I would look at the current clients that are from that area and what testing they have to do and see if it would be feasible.

DRUG ABUSE RESISTANCE EDUCATION

DRUG ABUSE RESISTANCE EDUCATION

D.A.R.E.

School	D.A.R.E.	Finger Printing	K-9	Special Events	Juv. Comp.	Lockdown Drills
Bellaire	25	0	3	0	9	3
Central Lake	22	0	3	0	5	3
North Central	12	0	3	0	4	3
Elk Rapids	51	0	2	0	3	3
Mill Creek	26	0	1	0	N/A	N/A
Alba	0	0	2	0	8	2
Ebenezer Christian	0	0	0	0	0	2
Ellsworth	28	0	3	0	3	2
Mancelona	84	0	3	1	31	
2021 Totals	248	0	20	1	63	18

D.A.R.E. CLASS



In addition, School Liaison Deputy Morris participated in 5 Summer Events (Parades, Festivals and Special Events) and a total of 12 Car Seat Installation trainings (Includes Safe Kids Events).

SNOWMOBILE GRANT PROGRAM ACTIVITY REPORT

SNOWMOBILE GRANT PROGRAM ACTIVITY REPORT

Snowmobile Activity Report 2020-2021

Patrol Area	Patrol Hours	No. of Contacts	No. of Tickets	No. of Warnings	No. of Complaints	No. of Accidents
Trail 4	91.5	154		9		2
Trail 4-76	191.5	393	3	54		1
Trail 76	10.25	43	5	1		
Trail 766	2	14				
Trail 768	9.25	30	1			
Trail 774						
Chippa Farm	3					
Kitchen Farm	78.5	216	8	39		
Olds Farm						
Wallick Property						
Wicht Property	2					
Settings LON	22.5	82	2	13		
Francis Property						
Lobes Property	0.25					
2020-2021 Totals	410.75	932	19	116	0	3
2019-2020 Totals	308.25	375	13	89	0	0
+/-	102.50	557	6	27	0	3

2020/2021 Snowmobile Season was one of the better years we have had in the last few years.



MARINE SAFETY PROGRAM

MARINE SAFETY PROGRAM

Marine Activity Report 2021

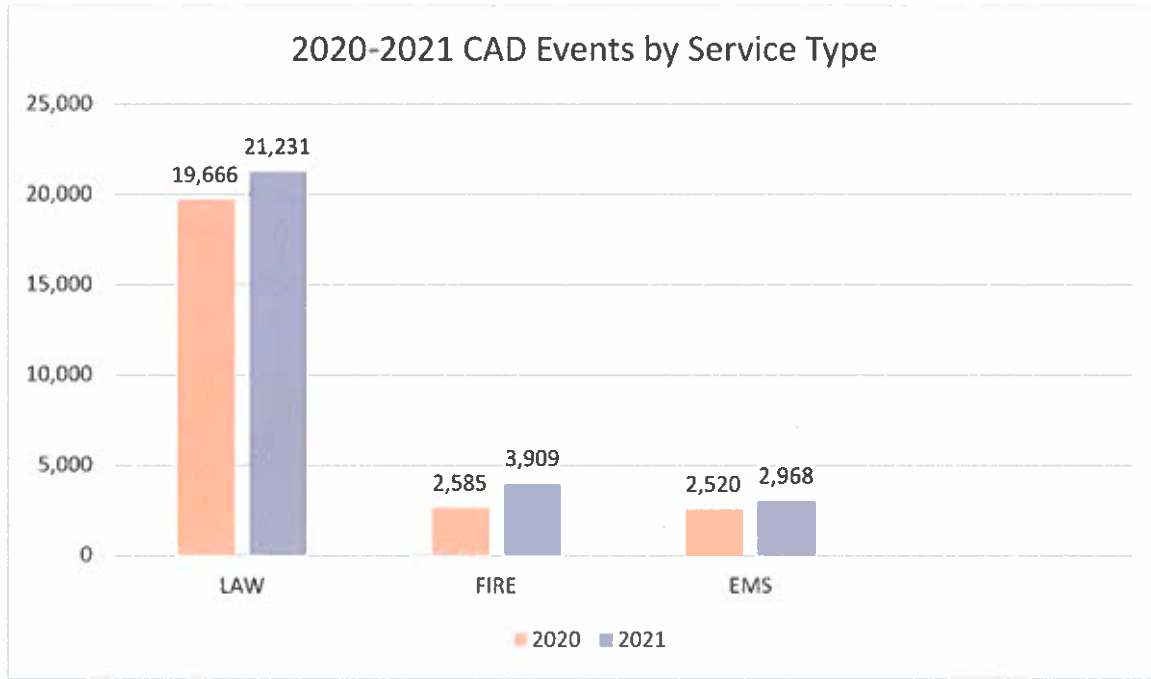
Body of Water	No. of Patrol Hours	No RBS Compliance Inspections	BUI/OUI		Careless / Negligent / Reckless Operation		Navigation Rules		Mandatory PFD Wear		Registration / Violations	
			Citations / Arrests	Warnings	Citations / Arrests	Warnings	Citations / Arrests	Warnings	Citations / Arrests	Warnings	Citations / Arrests	Warnings
Torch Lake	1,572.00	2,799	8	4	9	141	14	136	17	177	14	112
Torch River	361.25	501			2	32		17	5	53	3	17
Elk Lake	207.00	207	184		2	18		5	1	14		13
Elk River	25.25	70						3		4		
East G.T. Bay	17.75	29						1				
Skegemog Lake	66.75	61				7		1	1	3	1	2
Birch Lake	3.00											
Bass Lake												
Clam Lake												
Clam River	145.50	482				32	1	30	1	20	1	14
Grass River	55.00	150				25		17		3		
Lake Bellaire	36.75	53				3		14		1		3
Lake of the Woods												
Intermediate Lake	237.25	316		4	3	31		29	1	17		14
Intermediate River												
Hanley Lake	48.75	42				6		7		5		5
Benway Lake	31.75	40				1						1
Wilson Lake	27.75	21										
Ellsworth Lake	30.25	14				2						2
St. Clair Lake												
Six Mile Lake												
2021 TOTALS	2,866.00	4,785	192	8	16	298	15	260	26	297	19	183
2020 TOTALS	2,244.75	4,400	5	0	27	180	19	283	27	282	13	87
+/-	621.25	385	187	8	-11	118	-4	-23	-1	15	6	96

2021 was another good year. The Marine Department did a wonderful job patrolling the water ways, and continued serving the people of Antrim County.



911 DISPATCH

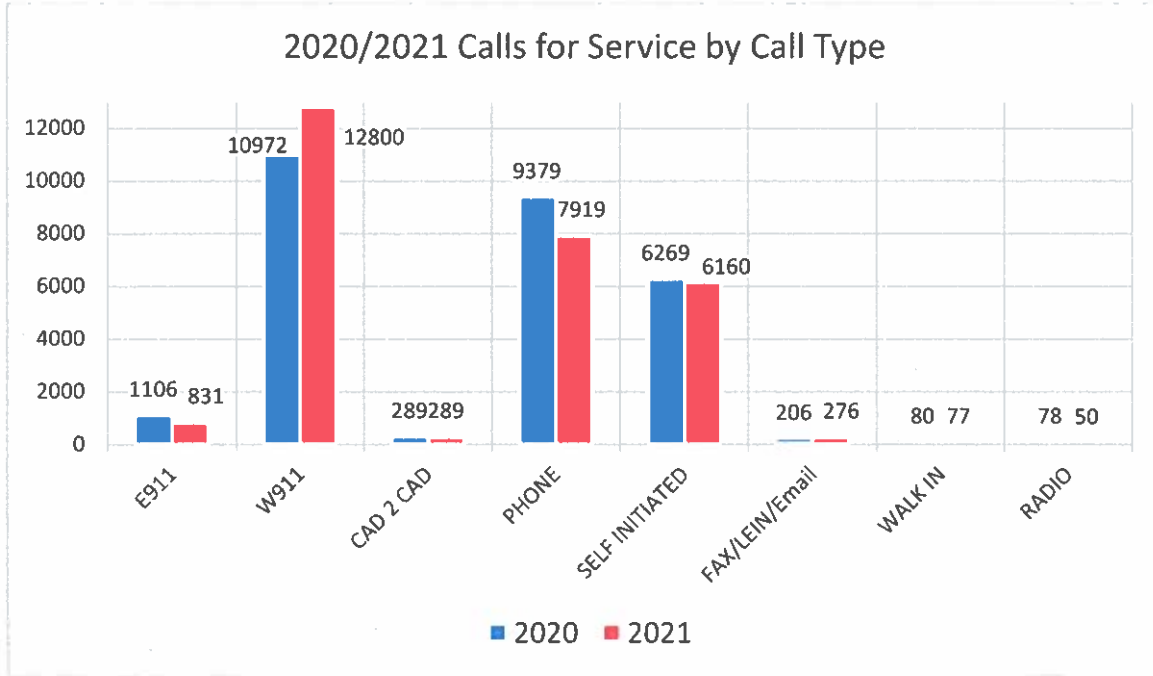
911 DISPATCH



CAD Events by Townships

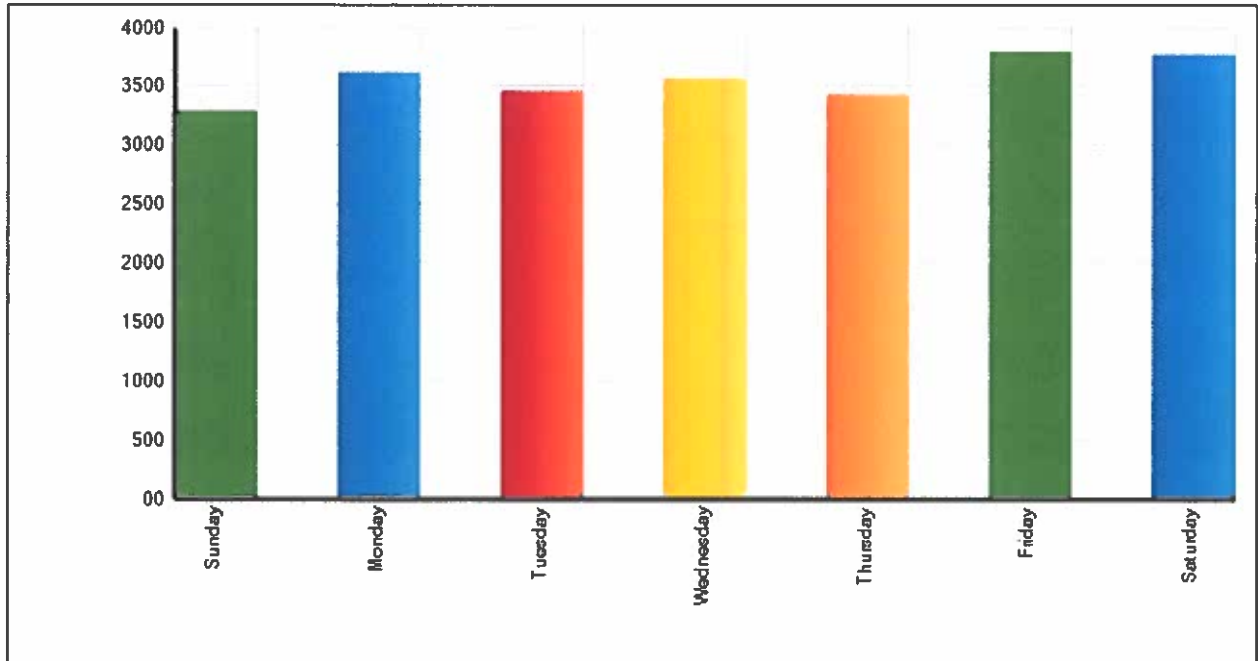
TOWNSHIPS	2021	2020	+ / -
Banks Twp.	815	829	-14
Central Lake Twp.	1112	1079	33
Chestonia Twp.	807	746	61
Custer Twp.	1539	1510	29
Echo Twp.	541	471	70
Elk Rapids Twp.	914	771	143
Forest Home Twp.	1109	1082	27
Helena Twp.	944	946	-2
Jordan Twp.	667	459	208
Kearney Twp.	1491	1305	186
Mancelona Twp.	3387	3137	250
Milton Twp.	2093	2026	67
Star Twp.	1170	902	268
Torch Lake Twp.	1079	936	143
Warner Twp.	690	555	135
VILLAGES	2021	2020	+ / -
Village of Bellaire	1936	1470	466
Village of Central Lake	1126	1097	29
Village of Elk Rapids	1923	1566	357
Village of Ellsworth	330	319	11
Village of Mancelona	2298	1873	425

911 DISPATCH

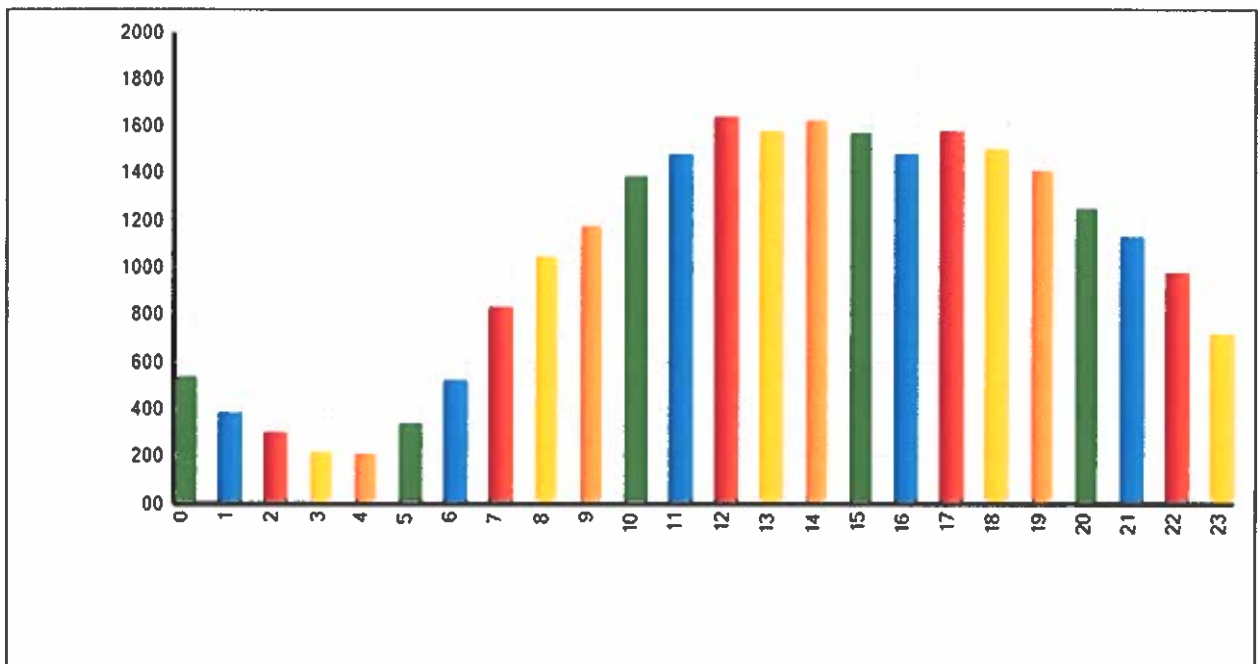


911 DISPATCH

2021 CAD Calls of Service by Day of Week



2021 CAD Calls for Service by Hour of Day





SHERYL A. GUY
Antrim County Clerk
P.O. Box 520
Bellaire, Michigan 49615
Phone (231) 533-6353
Fax (231) 533-6935
guys@antrimcounty.org

February 9, 2022

Dear Sheriff,

At the January 3, 2022 meeting of the Antrim County Board of Commissioners, Resolution #04-2022 was offered to require a county officer, paid by the county, to make a report under oath to the County Board of Commissioners on a subject connected with the duties of that office.

Please submit your written 2021 Annual Report prior to the second BOC meeting in July of 2022.

Sincerely yours,

Sheryl Guy
Clerk for the Antrim
County Board of Commissioners

Cc. Peter Garwood, County Administrator
File
Others as needed

DONE -
Emailed
4/21/2022