

**Monroe County Engineer
Amy M. Zwick, P.S., P.E.
Annual Report for 2018**

January 14, 2019

Per the Ohio Revised Code, Section 5543.02, I am providing an annual report for the review and record of the Monroe County Commissioners. This report will provide a brief summary of the activities during the calendar year on County-owned roads, bridges and other infrastructure.

The County Engineers office is responsible for the maintenance and upkeep of **372 miles** of County Roads, including all drainage, culverts, signs, mowing, guardrail, snow/ice treatment and embankment stability. The Engineers office is also responsible for all bridges on County Roads, and bridges on Township Roads. Currently there are **180 bridges** on the County Engineers inventory.

The County Engineers budget is financed through a gasoline tax and a vehicle registration tax, as well as minor income from permit fees and sales/services. For several years, this financing has been extremely lacking, limiting the Engineers office's ability to maintain roads and bridges at a safe and good condition. Whenever possible, Federal grant money and Ohio Public Works funds have been applied for, to replace those lacking funds. In more recent years, Oil & Gas industry has moved into Monroe County and the Operators have contributed significantly to the upgrade/improvements of the County's infrastructure.

In 2018, the County Auditor hired one of the two tax-map office employees under her budget, to relieve the burden of one employee's salary from the Engineers budget. Also, in an effort to reduce spending while gaining in-house man hours, the Engineers office contracted roadside mowing. This allowed for the roads to be mowed twice in the summer months by an outside contractor, and freed up a large amount of county employees time to address other concerns such as ditching and patching.

However, despite the continuous efforts to cut costs, apply for grant money and the large contributions from the Oil & Gas industry, the Engineers office remains severely under-funded. Roads continue to deteriorate and bridges become insufficient. In 2019, the Engineers office will be forced to consider road and bridge closure in at least two locations.

The Engineers office will also be proposing to enact the remaining permissive registration fees, as well as receive assistance from the County General Fund.

Please continue to the following pages for more detailed information on the projects and activities of the Engineers Office in 2018.

Permits

Special haul permits

Special Haul Permits Summary	2018	2017
Total Permits Approved	787	632
Total permit fees received	\$85,625.00	\$78,803.50
Total fees paid to consultants	\$1,500.00	\$13,931.50
Total bridges analyzed (at least once)	5	35
Total bridges analyzed that were not passable	0	13

Right of Way Work permits

Right-of-Way work Permits Summary	2018	2017
Total Permits Approved	379	171
Total permit fees received by County	\$6,770.00	\$6,840.00
Total permit fees paid to Townships	\$950.00	\$1,625.00

Equipment

The Engineers Office worked with USDA to acquire funding for truck & equipment purchase. USDA had grant money that needed used by the end of their fiscal year, so we were able to receive \$141,000 in grant money along with \$117,000 loan (10-year, 3.875% interest). This money was used to purchase the following equipment:

2019 F250 Regular Cab Truck x 3	\$89,111.49
John Deere 710 Backhoe Loader	\$143,313.52
Wacker BS60-4A Compactor	\$2,682.00
Meyer Snow Plow & Install x 3	\$16,356.00
Tiger Model Ditch Cleaner Attachment	\$9,250.00
Total	\$260,713.01

No Equipment was sold in 2018.

Personnel Activity

Retirements

Roger Stollar, Mechanic in Bargaining Unit, retired June 4, 2018

Sherry Wilson, Janitor, retired June 23, 2018

Promotions

NONE

New Hires/Transfers

Chase Saffle, Laborer in the Bargaining Unit

Bill Haley, Mechanic in Bargaining Unit

Resignations/Terminations

NONE

Seasonal Hires

The Engineers Office hires seasonal (summer) employees to assist with the increased work load that generally occurs during the summer months. Four seasonal employees were hired in 2018, for various durations. The total amount spent on Seasonal Employees in 2018 was approximately \$14,411.75.

JFS coordination for Seasonal Hires

The Engineers Office coordinated with the Department of Job & Family Services, in order to participate in their Summer Youth Employment Program. The program changed from last year, and limited the number of youths that participated. Due to limited participation, our office was not able to work with JFS this year.

MACO coordination for Cleaning Services

The Engineers Office coordinated with MACO to contract cleaning services for our offices. We currently have one MACO employee that cleans our offices and garage for approximately 8-12 hours per week.

Newly Completed Projects & Updated Items

Project Type	Bridge/Road Number/Description	Percent Funded	Project Total Cost	Funding Year
Bridge	MOE-CR3-01.44 Market Street	80% Federal, 15% Village, 5% County	\$252,632.00	FY2018
Road/Resurfacing	CR17, CR12, CR77 HIR & Chip Seal	OPWC Grant \$400,000 Loan-Commissioners \$225,000 Cash-Commissioners \$164,109	\$879,109.00	2018
Safety Study	Ball Bank, Sign Inventory, Guardrail Inventory - 372 miles	90%	\$78,838.00	FY2018
Sign	Curve Signage - 4 locations	100%	\$4,945.00	FY2018
Sign	Sign Upgrade Project-Load Limit & Bridge Signage	100%	\$20,000.00	FY2018
Bridge Load Rating	Group B Bridge Load Ratings - Part 1	50%	\$8,442.60	2018
Bridge Load Rating	Group B Bridge Load Ratings - Part 2	50%	\$7,840.00	2018
Slip Repair	CR81-2.87, Krebs Hill Road	FHWA 100% before Sept 16, FHWA 80% after Sept 16, Remainder by O&G	\$423,518.00	2017/2018
Slip Repair	CR81-0.50. Krebs Hill Road	FHWA 100% before Aug 12, FHWA 80% after Aug 12, Remainder by O&G/County	\$1,677,843.23	2018

Road Improvements

Slip Repairs In-House/Force-Account

Project Type	Route/Location	Force Account Cost
Slip Removal	Co.Rd. 15	\$6,376.91
Slip Removal	Co.Rd. 89	\$3,285.86
Slip Removal	Co.Rd. 36	\$599.77
Slip Removal	Co.Rd. 64	\$11,017.49
Slip Removal	Co.Rd. 89-2	\$690.93
Slip Repair	Co.Rd. 26	\$45,045.56

Total Slip Repair Project force account costs for 2018 = \$ 67,016.52 (2017 = \$139,117.14)

Slip Repairs Contracted

CR138 Rinard Mills Road, Contracted to Geostabilization International, Inc. and was completed in March. The total project cost was \$138,153.75. This project was 100% funded by the Engineers funds.

Slip Repairs FHWA Funded

CR81-0.25, Krebs Hill Road, Emergency Soil Nailing repair was Contracted to Geostabilization International, Inc. and was completed in July of 2018. Soil Nailing project cost was \$308,718.23. A plan for a permanent retaining wall was designed by ADR, in case the soil nailing does not fully stabilize the slip area. Design plan costs were \$49,750.00 This project was 100% funded by FHWA Emergency Repair Funds.

CR81-1.55, Krebs Hill Road, Design engineering was contracted to ADR & Associates for a cost of \$47,500.00. Bids have been received and the construction was awarded to Ohio-West Virginia Excavating for an estimated amount of \$243,290.50. The design engineering was 100% funded by FHWA Emergency Repair Funds. The construction will be cost shared as follows: 80% by FHWA Emergency Repair Funds, 18% by Ohio Public Works Emergency Funds, and 2% by the County Engineers funds (local match). The construction completion date is estimated to be 6/1/2019.

CR81-2.07, Krebs Hill Road, Design engineering was contracted to ADR & Associates for a cost of \$24,700.00. Bids have been received and the construction was awarded to Ohio-West Virginia Excavating for an estimated amount of \$211,349.00. The design engineering was 100% funded by FHWA Emergency Repair Funds. The construction will be cost shared as follows: 80% by FHWA Emergency Repair Funds, and 20% by the County Engineers funds (local match). The construction completion date is estimated to be 7/31/2019.

CR81 – 2.87, Krebs Hill Road, Right of Way plans and Construction were completed in 2017. Construction was awarded to Ohio-West Virginia Excavating and completed in 2018. Final traffic control and construction costs totaled \$522,306.00. The construction of this project was funded 80% by FHWA Emergency Repair Fund and the remaining 20% was divided among 5 Oil & Gas Operators under RUMA on that section of road. No County Engineer Funds were required upon completion.

CR12-11.10, Greenbrier Road, Design engineering was contracted to ADR & Associates for a cost of \$49,990.00. Construction plans are out for bid. The Construction is estimated to cost \$471,152.00. The design engineering was 100% funded by FHWA Emergency Repair Funds. The construction will be cost shared as follows: 80% by FHWA Emergency Repair Funds, 18% by Ohio Public Works Emergency Funds, and 2% by the County Engineers funds (local match). The construction completion date is estimated to be 8/30/2019.

Slip Repairs FEMA Funded

A total of 66 slips qualified and were reported under the FEMA event that occurred late in February, 2018. The following slip repairs were contracted and completed in 2018:

Road No.	Road Name	Location/Log Point	Awarded Contractor	Actual Construction Costs
CR29	Sunfish Creek Road	2.30mm	Monroe Drilling Operations LLC	\$74,211.50
CR29	Sunfish Creek Road	5.20mm	Monroe Drilling Operations LLC	\$44,074.00
CR29	Sunfish Creek Road	6.20mm	Monroe Drilling Operations LLC	\$65,203.00
CR29	Sunfish Creek Road	6.40mm	Monroe Drilling Operations LLC	\$67,501.00
CR29	Sunfish Creek Road	6.80mm	Monroe Drilling Operations LLC	\$59,733.00
CR33	Burkhart-MiddleChurch Road	1.00mm	Larry Lang Excavating	\$50,052.13
CR35	Cemetery Hill Road	1.00mm	Larry Lang Excavating	\$26,084.50
CR45	Moose Ridge Road	4.50mm	Larry Lang Excavating	\$49,191.20
CR1	Kings Highway	0.30mm	Larry Lang Excavating	\$50,052.13
CR11	Dogskin Road	4.75mm	DeepWell Energy Services	\$13,031.10
CR11S	Joe Frobish Road	0.10mm	DeepWell Energy Services	\$11,839.45
CR2	Miltonsburg-Calais Road	1.00mm	DeepWell Energy Services	\$13,521.00
CR2	Miltonsburg-Calais Road	1.50mm	DeepWell Energy Services	\$14,630.00
CR57	Straightfork Road	1.25mm	DeepWell Energy Services	\$10,196.00
CR65	Flauhaus Ridge Road	0.20mm	DeepWell Energy Services	\$18,656.80

The following slip repairs are contracted and construction is anticipated to be completed in 2019:

Road No.	Road Name	Location/Log Point	Awarded Contractor	Actual Construction Costs
CR15	Witten Creek Road	1.70mm	Monroe Drilling Operations LLC	\$34,824.50
CR15	Witten Creek Road	5.90mm	Monroe Drilling Operations LLC	\$50,627.00
CR38	Headley Ridge Road	1.40mm	Monroe Drilling Operations LLC	\$43,867.50
CR43	Long Ridge Road	3.95mm	Larry Lang Excavating	\$18,952.00
CR23	Pugh Ridge Road	0.20mm	Geostabilization International	\$700,395.64
CR27	Moore Ridge Road	2.60mm	Geostabilization International	\$64,747.56
CR31	Mellott Ridge Road	3.20mm	Geostabilization International	\$113,446.95
CR31	Mellott Ridge Road	5.50mm	Geostabilization International	\$114,540.39
CR31	Mellott Ridge Road	6.90mm	Geostabilization International	\$160,273.87
CR43	Long Ridge Road	1.90mm	Geostabilization International	\$167,785.92
CR43	Long Ridge Road	4.90mm	Larry Lang Excavating	\$37,028.42
CR84	John Lengacher Road	1.60mm	Larry Lang Excavating	\$56,788.31
CR11	Barnes Run Road	2.00mm	DeepWell Energy Services	\$14,945.00
CR89	Narrows Run Road	0.70mm	DeepWell Energy Services	\$24,295.20
CR11	Barnes Run Road	1.90mm	Larry Lang Excavating	\$82,823.50
CR11A	Frieden Road	0.90mm	Larry Lang Excavating	\$61,862.30
CR11S	Joe Frobish Road	0.25mm	Larry Lang Excavating	\$96,655.20
CR26	Beautiful Ridge Road	1.95mm	Larry Lang Excavating	\$91,859.60
CR26	Beautiful Ridge Road	2.10mm	Larry Lang Excavating	\$40,959.50
CR26	Beautiful Ridge Road	2.40mm	Larry Lang Excavating	\$73,415.20
CR26	Beautiful Ridge Road	3.90mm	Larry Lang Excavating	\$80,619.40
CR26	Beautiful Ridge Road	4.00mm	Larry Lang Excavating	\$37,176.60
CR26	Beautiful Ridge Road	4.30mm	Larry Lang Excavating	\$34,339.80
CR47	Mechanicsburg Road	1.70mm	Larry Lang Excavating	\$49,696.65
CR47	Mechanicsburg Road	2.15mm	Larry Lang Excavating	\$35,268.60
CR47	Mechanicsburg Road	3.75mm	Larry Lang Excavating	\$56,485.40
CR57	Straightfork Road	0.05mm	Larry Lang Excavating	\$24,398.80
CR77	Barber Ridge Road	5.60mm	Larry Lang Excavating	\$82,670.60
CR77	Barber Ridge Road	5.70mm	Larry Lang Excavating	\$41,433.40
CR89	Narrows Run Road	0.10mm	Larry Lang Excavating	\$242,390.80
CR92	Ketzel Hill Road	0.10mm	Larry Lang Excavating	\$75,169.60
CR92	Ketzel Hill Road	1.25mm	Larry Lang Excavating	\$34,938.00
CR92	Ketzel Hill Road	1.50mm	Larry Lang Excavating	\$35,038.00
CR96	Baptist Ridge Road	1.10 mm	Larry Lang Excavating	\$62,104.50
CR96	Baptist Ridge Road	2.10mm	Larry Lang Excavating	\$52,697.60

The following slip repairs are under contract for Design engineering and will be bid & constructed in 2019:

Road No.	Road Name	Location/Log Point	Awarded Consultant	Actual Consultant Costs
CR17	Edwina Road	0.80mm	HammonTree	\$20,720.00
CR22	Bares Run Road	2.50mm	HammonTree	\$18,620.00
CR29	Sunfish Creek Road	0.30mm	Stahl Sheaffer	\$29,685.00
CR29	Sunfish Creek Road	0.60mm	Stahl Sheaffer	\$26,685.00
CR42	Stonehouse Road	3.60mm	HammonTree	\$17,340.00
CR43	Long Ridge Road	7.40mm	ADR & Associates	\$36,900.00
CR43	Long Ridge Road	7.50mm	ADR & Associates	\$43,685.00
CR92	Ketzel Hill Road	3.80mm	HammonTree	\$18,440.00
CR11	Barnes Run Road	0.97mm	Stahl Sheaffer	\$26,685.00

All FEMA qualified projects are funded 75% by FEMA and 25% by the State of Ohio, EMA. No local match is required.

Culvert Replacement In-House/Force-Account

Project Type	Route/Location	Force Account Cost
Culvert Replacement	Co.Rd. 37	\$2,703.01
Culvert Replacement	Co.Rd. 25	\$3,824.22
Culvert Replacement	Co.Rd. 25	\$3,822.25
Culvert Replacement	Co.Rd. 11s	\$3,417.97
Culvert Replacement	Co.Rd. 11s	\$3,245.20
Culvert Replacement	Co.Rd. 11s	\$1,795.01
Culvert Replacement	Co.Rd. 11	\$1,521.83
Culvert Replacement	Co.Rd. 9a	\$1,461.72
Culvert Replacement	Co.Rd. 27-A	\$1,780.75
Culvert Replacement	Co.Rd 27	\$3,401.60
Culvert Replacement	Co.,Rd. 65	\$4,094.53
Culvert Replacement	Co.Rd. 65-A	\$3,302.87
Culvert Replacement	Co.Rd. 68	\$7,528.53
Culvert Replacement	Co.Rd. 25-A	\$1,084.54
Culvert Replacement	Co.Rd. 37	\$1,110.30
Culvert Replacement	Co.Rd. 9	\$15,035.12
Culvert Replacement	Co.Rd. 30	\$1,756.20
Culvert Replacement	Co.Rd. 30	\$1,594.20
Culvert Replacement	Co.Rd. 11s	\$5,324.71
Culvert Replacement	Co.Rd. 89	\$3,953.00
Culvert Replacement	Bethel Twp. 327	\$2,337.69
Culvert Replacement	Co.,Rd 53	\$1,822.51
Culvert Replacement	Co.Rd. 17	\$2,246.17
Culvert Replacement	Co.Rd. 12	\$5,248.07
Culvert Replacement	Co.Rd. 9a	\$4,300.87
Culvert Replacement	Co.Rd. 2 east	\$7,690.06
Culvert Replacement	Co.Rd. 2	\$1,776.21
Culvert Replacement	Co.Rd. 2 (driveway)	\$1,576.46

Culvert Replacement	Co.Rd. 77	\$1,687.24
Driveway Culvert	Co.Rd. 12	\$2,150.98

Total Culvert Project force account costs for 2018 = \$102,593.82* (2017 = \$518,126.46)

**This total does not include OPWC culvert replacement costs.*

Chip Seal In-House/Force-Account

Project Type	Route/Location	Force Account Cost
Chip-Seal	Co.Rd. 30	\$13,716.63
Chip-Seal	Co.Rd. 65	\$3,632.05
Chip-Seal	Co.Rd. 12	\$14,678.97

Total Chip Seal Project force account costs for 2018 = \$32,027.65 (2017 = \$79,268.10)

Chip Seal Contracted/Funded – NONE in 2018

Emergency Services

Snow & Ice Removal - County forces provide snow & ice removal for all 372 miles of County Roads during the winter months. In 2018, a total of **\$381,550.69** was spent on this service.

Labor = \$159,449.32

Materials = \$122,800.82

Equipment Usage = \$99,300.55

Debris & Tree Removal – County forces respond AFTER HOURS to trees and debris that fall into the roadway, causing a hazard for the traveling public. In 2018, a total of **\$58,843.17** was spent on Labor costs for this service. Equipment and fuel costs are not included in the total. Debris & Tree removal during normal business hours is not included in the total.

All Emergency service costs are paid from by the County Engineers Budget.

Miscellaneous Road Improvements In-House/Force-Account

Project Type	Route/Location	Force Account Cost
Cold-Mix-Pugmill	Garage	\$61,112.37
Leveling	Co.Rd. 26	\$1,386.30
Leveling	Co.Rd. 45	\$2,906.58
Leveling	Co.Rd. 15	\$9,497.18
Leveling	Co.Rd. 73	\$10,429.25
Road Repair	Co.Rd. 68	\$12,444.48
Storm Damage	Co.Rd. 96	\$611.15
Storm Damage	Co.Rd. 11	\$2,437.40
Storm Damage	Co.Rd. 13	\$7,941.38
Washout Repair	Co.Rd. 16	\$1,760.91

Total Miscellaneous Road Improvement Project force account costs for 2018 = \$110,527.00 (2017=\$510,840.47)

Miscellaneous Road Improvements Contracted

Roadside mowing was contracted with Quickmow, Inc. for two rounds of mowing. Each round cost \$46,664.62, for a total of \$93,329.24. The Commissioners funded 50% of the costs from the County General fund. The remaining 50% was paid for from the County Engineers budget.

Miscellaneous Road Improvements Funded

Ohio Public Works Commission (OPWC) Project – Hot-In-Place Recycling with Chip Seal Surface, culvert replacement and drainage improvements for 3.42 miles of County Road 12 (Hartshorn Ridge Road), 2.69 miles of CR17 (Edwina Road), and 3.56 miles of CR70 (Hanson Ridge Road).

The HIR & Chip Seal portion of the project was awarded to Gallagher Asphalts. Gallagher Asphalt work totaled \$790,170.25. The County replaced culverts and performed drainage improvements, at a cost of \$138,339.24, for a final project cost of \$928,509.49. OPWC Grant covered 43% (\$400,000.00) of the project costs. OPWC Loan for 24% (\$225,000.00) was taken by the Commissioners. The remaining project costs 33% (\$303,509.49) was paid for by \$139,109.00 General Fund contribution and \$164,400.49 from the Engineers budget.

Bridge Improvements & Repairs

In-House/Force Account

Project Type	Route/Location	Force Account Cost
Abutment Repair	Ohio Twp. 673	\$6,164.99
Abutment Repair	Washington Twp. 307	\$2,723.80
Bridge Repair	Jackson Twp. 1008	\$7,137.93
Bridge Repair	Benton Twp. 530	\$2,520.46
Bridge Replacement	Co.Rd. 14	\$54,743.83
Wingwall Repair	Co.Rd. 70	\$4,168.19

Total Bridge Project force account costs for 2018 = \$77,459.20 (2017 = \$102,268.09)

Contracted/Funded

TR73-0.14 Bridge – FEMA funded 100%, Bridge Repair/Rehab project was awarded to R C Construction for a total cost of \$78,510.00

Oil & Gas Activity

There are currently 23 different Oil & Gas Companies with at least one active RUMA in Monroe County. These 23 companies hold a total of 111 RUMAs. Below is a summary of RUMA activity:

O & G RUMA Activity Summary	2018	2017
New RUMAs	30	30
Renewed RUMAs	19	41
Terminated RUMAs	35	19
Total Number of Operators with at least one RUMA	23	19

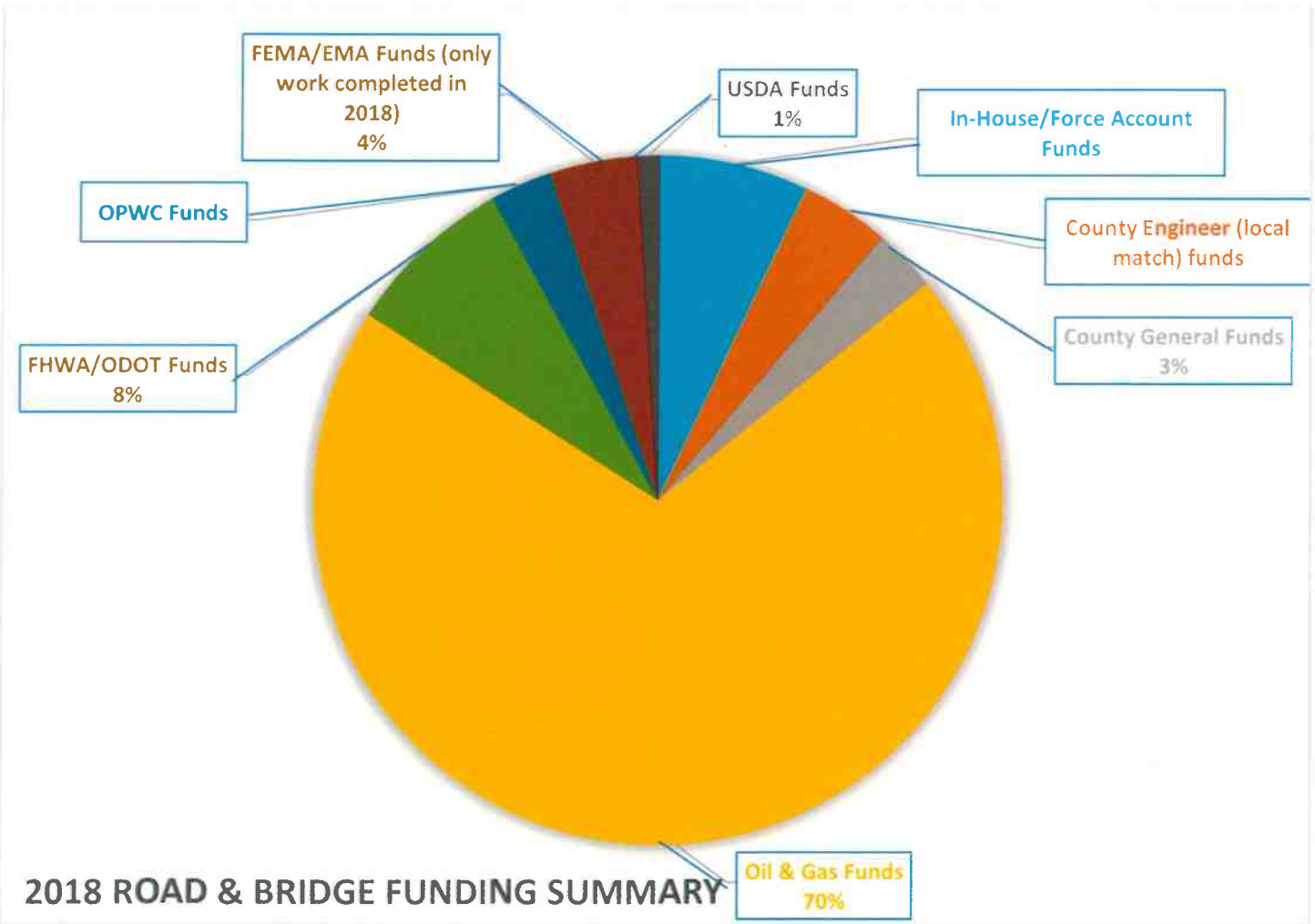
As part of their activities, these Oil & gas Companies often need to improve the County's current infrastructure. Below is a summary of the Infrastructure Improvements made by Oil & Gas Companies in 2018. Maintenance items such as dust control and temporary patching are not included in this list.

Company	Road #/Name	Improvement/Work Done	Total Cost of Improvements
Antero	CR100 Keylor Hill Road	Resurfacing	\$94,567.00
Antero	CR39 Harper Road	Bridge Rehab	\$251,051.00
Summit Midstream	CR25 German Ridge Road	3 Slip repairs - cost shared	\$129,928.32
Summit Midstream	CR25 German Ridge Road	Road Repairs - cost shared	\$19,265.00
Summit Midstream	CR24 Clover Ridge Road	Road Repairs - cost shared	\$15,488.93
Equinor/Eclipse/Eureka	CR64 Cain Ridge Road	Slip Repair	\$371,271.00
Equinor/Eclipse/Eureka	CR64A Cochran Hill Road	Slip Repair	\$419,902.00
Equinor/Eureka	CR4 Sykes Ridge Road	Slip Repair	\$326,765.00
Equinor/Eclipse/Eureka	CR43 Long Ridge Road	Slip Repair	\$1,470,000.00
Equinor/Eclipse/Eureka	CR64A Cochran Hill Road	Road Upgrade - FDR & Pavement	\$1,702,007.00
Equinor	CR84 John Lengacher Road	Road Upgrade - FDR & Pavement	\$555,201.00
XTO/Enbridge/EQT/Rover/Columbia/Eureka /Ascent	CR81 Krebs Hill Road	Road Upgrade - FDR & Pavement	\$644,905.00
Eclipse	CR84 John Lengacher Road	Road Upgrade - FDR & Pavement	\$323,240.86
Eclipse	CR84 John Lengacher Road	Guardrail	\$19,525.00
Eclipse	CR96 Baptist Ridge Road	Road Upgrade - FDR & Pavement	\$233,510.08
Eclipse	CR31 Mellott Ridge Road	Road Upgrade - FDR & Pavement	\$371,655.35
Eclipse	CR10 Benwood Road	Slip Repair	\$229,765.35
BRMR/Triad Hunter	CR11S Joe Frobish Road	Road Upgrade - FDR & Pavement	\$1,741,782.47
BRMR/Triad Hunter	CR43 Long Ridge Road	Paving & Chip Seal	\$327,365.61
XTO/Enbridge/EQT/Rover/Columbia	CR81 Krebs Hill Road	Slip Repair	\$97,361.75
Gulfport	CR27 Moore Ridge Road/ CR36 Ozark Eddy Bridge Road	Road Surface Patching	\$121,000.00
Gulfport	CR6 Altitude Miller Hill Road	Resurfacing	\$145,315.00

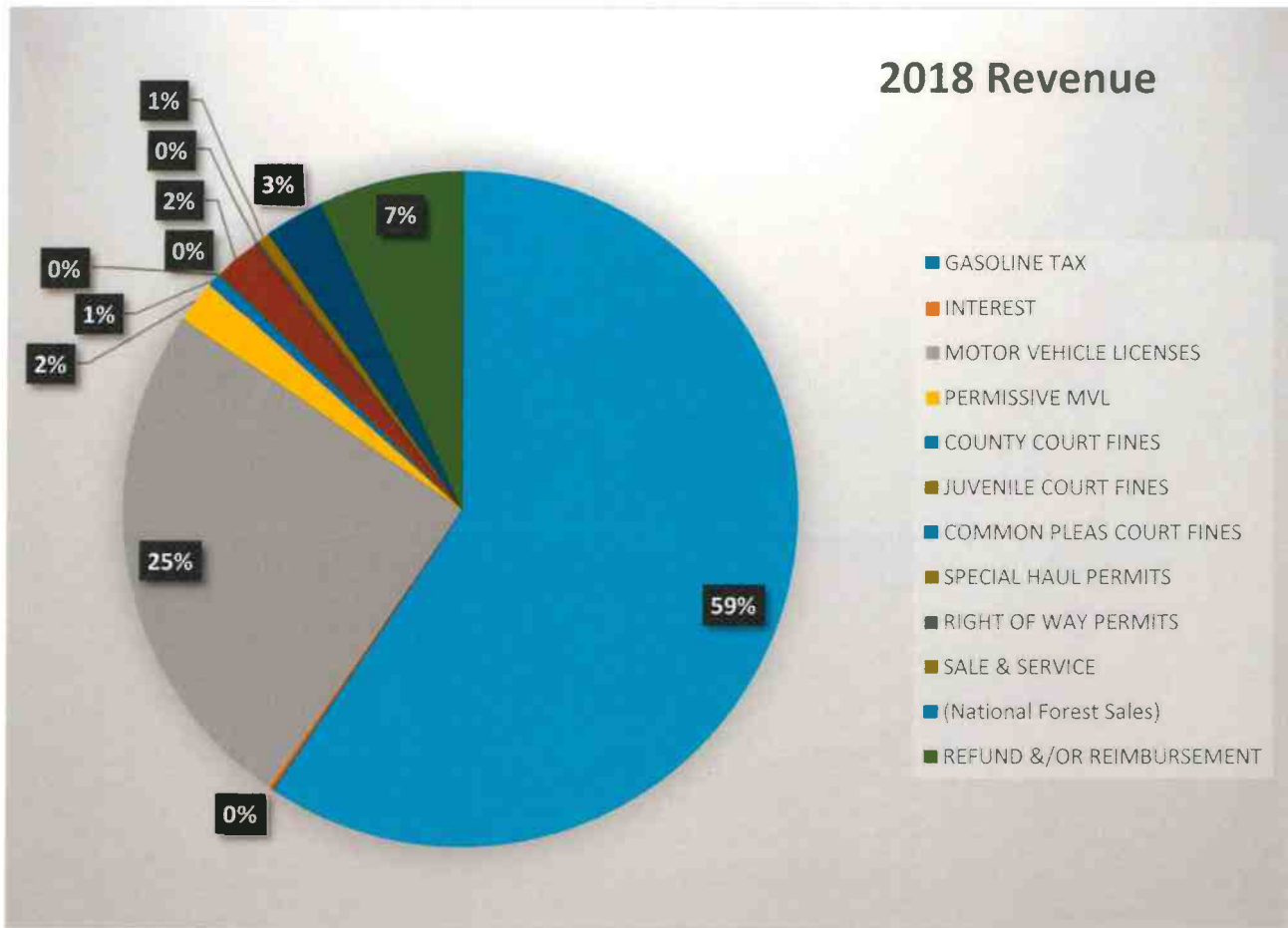
*NOTE – This list is not all-inclusive and does not reflect the large amount of maintenance/minor repairs that are funded through the Oil & Gas operators under RUMA.

Projects Summary

Road & Bridge Funding Summary	2018	2017
In-House/Force Account Funds	\$968,357.29	\$1,194,571.83
County Engineer (local match) funds	\$573,854.21	\$177,170.31
County General Funds	\$410,773.62	\$75,000.00
Oil & Gas Funds	\$9,610,872.72	
CDBG Funds	\$0.00	\$0.00
FHWA/ODOT Funds	\$1,089,558.59	\$449,069.09
OPWC Funds	\$400,000.00	\$374,772.14
FEMA/EMA Funds (only work completed in 2018)	\$567,976.81	\$0.00
USDA Funds	\$141,000.00	\$0.00
TOTALS	\$13,762,393.24	\$2,270,583.37

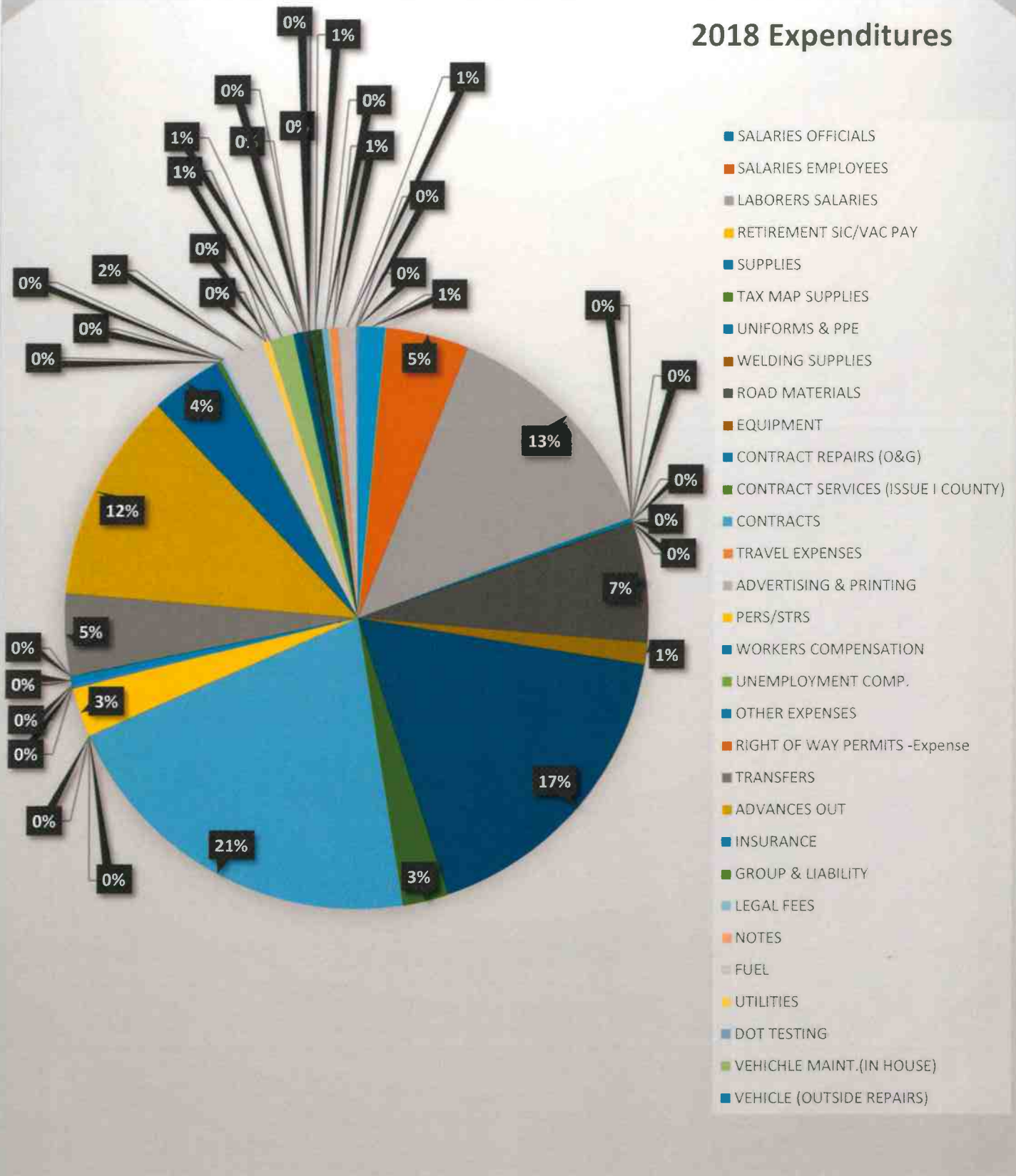


COUNTY ENGINEER REVENUE & EXPEDITURES SUMMARY



DESCRIPTION	2018 EOY TOTAL	% of TOTAL
GASOLINE TAX	\$2,417,403.95	38%
INTEREST	\$8,979.61	0%
MOTOR VEHICLE LICENSES	\$1,012,800.79	16%
PERMISSIVE MVL	\$80,799.91	1%
COUNTY COURT FINES	\$27,529.67	0%
JUVENILE COURT FINES	\$0.00	0%
COMMON PLEAS COURT FINES	\$0.00	0%
SPECIAL HAUL PERMITS	\$86,000.00	1%
RIGHT OF WAY PERMITS	\$9,690.00	0%
SALE & SERVICE	\$23,443.13	0%
(National Forest Sales)	\$115,965.13	2%
REFUND &/OR REIMBURSEMENT	\$285,166.42	4%
MISC. INSURANCE & COBRA PAY-IN	\$89.86	0%
TRANSFERS IN	\$214,316.54	3%
ADVANCES IN		0%
OTHER RECEIPTS	\$5,000.00	0%
OIL & GAS RECEIPTS	\$1,987,795.53	31%
FEDERAL GRANT		0%
STATE GRANT	\$96,953.12	2%
TOTAL	\$6,371,933.66	100%

2018 Expenditures



Personnel Expenditures – 27%

Non-Personnel Expenditures – 73%

DESCRIPTION	2018 EOY TOTAL	% of TOTAL
SALARIES OFFICIALS	\$94,103.00	1.5%
SALARIES		
EMPLOYEES	\$297,565.09	4.7%
LABORERS SALARIES	\$849,973.00	13.3%
RETIREMENT SIC/VAC PAY	\$0.00	0.0%
SUPPLIES	\$9,640.19	0.2%
TAX MAP SUPPLIES	\$1,865.91	0.0%
UNIFORMS & PPE	\$6,847.41	0.1%
WELDING SUPPLIES	\$3,000.00	0.0%
ROAD MATERIALS	\$422,641.12	6.6%
EQUIPMENT	\$76,324.00	1.2%
CONTRACT REPAIRS (O&G)	\$1,107,153.06	17.3%
CONTRACT SERVICES (ISSUE I COUNTY)	\$165,170.25	2.6%
CONTRACTS	\$1,334,541.87	20.9%
TRAVEL EXPENSES	\$247.00	0.0%
ADVERTISING & PRINTING	\$1,000.00	0.0%
PERS/STRS	\$173,354.15	2.7%
WORKERS COMPENSATION	\$15,279.16	0.2%
UNEMPLOYMENT COMP.		0.0%
OTHER EXPENSES	\$29,319.39	0.5%
RIGHT OF WAY PERMITS -Expense	\$250.00	0.0%
TRANSFERS	\$292,395.82	4.6%
ADVANCES OUT	\$741,453.82	11.6%
INSURANCE	\$252,075.55	3.9%
GROUP & LIABILITY	\$15,775.00	0.2%
LEGAL FEES	\$11,582.07	0.2%
NOTES	\$0.00	0.0%
FUEL	\$146,004.74	2.3%
UTILITIES	\$25,376.57	0.4%
DOT TESTING	\$1,540.14	0.0%
VEHICLE MAINT.(IN HOUSE)	\$83,971.18	1.3%
VEHICLE (OUTSIDE REPAIRS)	\$36,854.09	0.6%
LEASES		0.0%
MEDICARE TAX	\$17,283.36	0.3%
DUES	\$180.00	0.0%
BUILDING & GROUNDS MAINTENANCE	\$4,532.01	0.1%
OFFICE MAINTENANCE	\$41,371.56	0.6%
SIGNS	\$25,321.24	0.4%
BRIDGE MATERIALS	\$33,282.89	0.5%
CONTRACTS	\$62,107.50	1.0%
BRIDGE CREDITS		0.0%
CONTRACT BRIDGES	\$12,180.00	0.2%
TOTAL	\$6,391,562.14	100.0%

2019 & Future Project Funding Approvals

Project Type	Bridge/Road Number/Description	Percent Funded	Project Total Cost	Funding Year
Bridge	MOE-CR29-0.32	80%	\$491,435.00	FY2018
Bridge	MOE-CR6-1740	80%	\$842,000.00	FY2023
Bridge	MOE-CR29-0.85	80%	\$971,200.00	FY2021
Bridge	MOE-TR313-0.04	95% Federal, 5% Commissioners	\$301,806.00	FY2019
Bridge	MOE-TR384A-0.30 (Knowlton)	95% Federal, 5% constr + design Commissioners	\$943,088.00	FY2019
Bridge	MOE-TR999-0.33	\$300,000 MAX CDBG, remainder to County	\$341,135.00	2018/2019
Road/Resurfacing	CR12 (SR26 to SR800) HIR & Chip Seal	80%	\$1,085,000.00	FY2023
Road/Resurfacing	CR2 (4.43 to 6.05)	OPWC Grant \$400,000 Loan-Engineer \$133,475 Cash/In-Kind \$179,000	\$712,475.00	2019
Safety Study	Roadside Hazard, Culvert, Pavement Marking Inventory - 372 miles	90%	\$39,877.50	FY2019
Sign	Sign Upgrade project-Stop Signs & Various	80%	\$12,000.00	FY2019
Sign	Curve Signage - 4 locations	100%	\$3,650.00	FY2019
Guardrail	Various CR (CR2, CR37, CR22, CR43, CR138)	100%	\$300,000.00	FY2023
Slip Repair	CR81-2.07, Krebs Hill Road	FHWA 100% before Aug 12, FHWA 80% after Aug 12, Remainder by O&G/County	\$245,087.50	2018
Slip Repair	CR12-11.10, Greenbier Road	FHWA 100% before Aug 12, FHWA 80% after Aug 12, Remainder by County (OPWC 18% Construction)	\$510,500.00	2018
Slip Repair	CR81-1.55, Krebs Hill Road	FHWA 100% before Aug 12, FHWA 80% after Aug 12, Remainder by County (OPWC 18% Construction)	\$341,000.00	2018