



**Butler County General Health District  
Seasonal Influenza-Associated Hospitalizations Report  
MMWR Week 8  
02/19/2023 – 02/25/2023**

**Butler County  
General Health District**

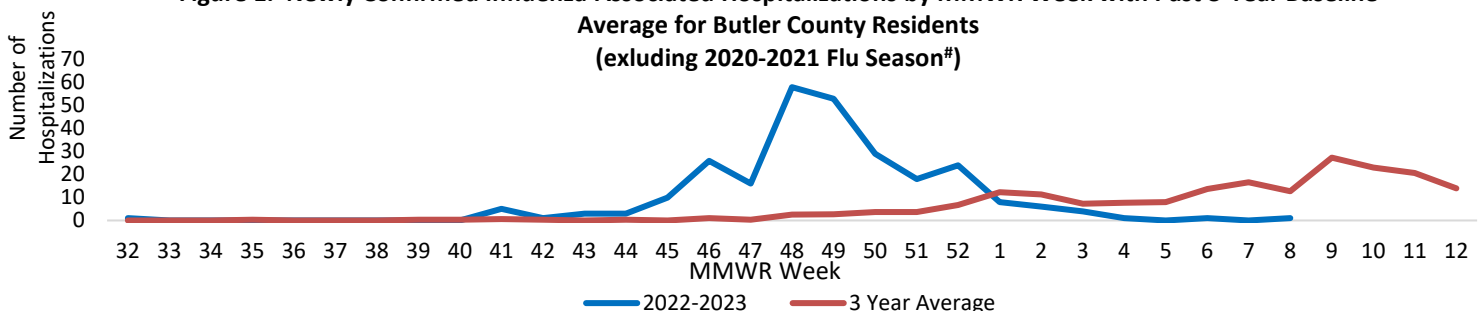
**Weekly Influenza-Associated Hospitalizations Activity Summary:  
Butler County (MMWR Week 8, ending on 02/25/2023)**

One influenza-associated hospitalization was reported in a Butler County resident for the MMWR week ending 02/25/2023. The 3-year average for this time of year is 12.7 influenza-associated hospitalizations. Receiving the influenza vaccine is the best way to reduce the chance of illness and complications, including those resulting in hospitalization and death.

Table 1.* Confirmed Influenza-Associated Hospitalizations Butler County Residents, 2022-2023 Influenza Season		
MMWR Week	Week Ending	Weekly Total
32	08/13/2022	1
33	08/20/2022	0
34	08/27/2022	0
35	09/03/2022	0
36	09/10/2022	0
37	09/17/2022	0
38	09/24/2022	1
39	10/01/2022	0
40	10/08/2022	0
41	10/15/2022	5
42	10/22/2022	1
43	10/29/2022	3
44	11/05/2022	3
45	11/12/2022	10
46	11/19/2022	26
47	11/26/2022	16
48	12/03/2022	58
49	12/10/2022	53
50	12/17/2022	29
51	12/24/2022	18
52	12/31/2022	24
1	01/07/2023	8
2	01/14/2023	6
3	01/21/2023	4
4	01/28/2023	1
5	02/04/2023	0
6	02/11/2023	1
7	02/18/2023	0
8	02/25/2023	1
<b>Season Total (thus far):</b>	<b>As of 02/25/2023</b>	<b>270</b>

**Butler County Weekly Surveillance**

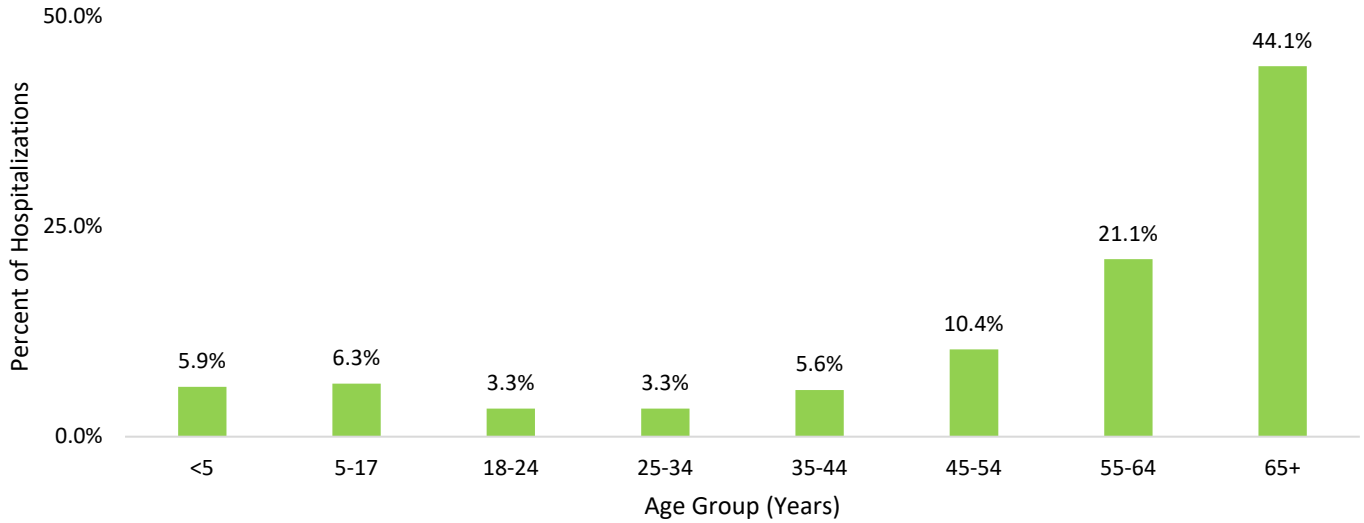
**Figure 1. Newly Confirmed Influenza-Associated Hospitalizations by MMWR Week with Past 3-Year Baseline Average for Butler County Residents (excluding 2020-2021 Flu Season#)**



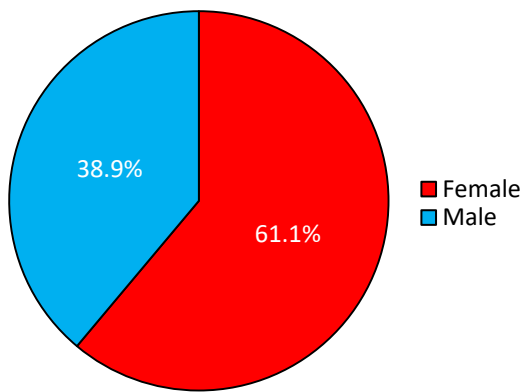
\*Data is provisional and subject to change due to delays in reporting. Report reflects the period of 08/07/2022 – 02/25/2023 (MMWR Week 32 to Week 8 of 2023). Data accessed from the Ohio Disease Reporting System (ODRS) on 03/02/2023. #3 year average does not include the 2020-2021 flu season. \*Southwest Ohio includes hospitalizations from the following counties and their respective jurisdictions: Adams, Brown, Butler, Clermont, Clinton, Hamilton, Highland and Warren.

## Butler County Influenza-Associated Hospitalizations Demographics

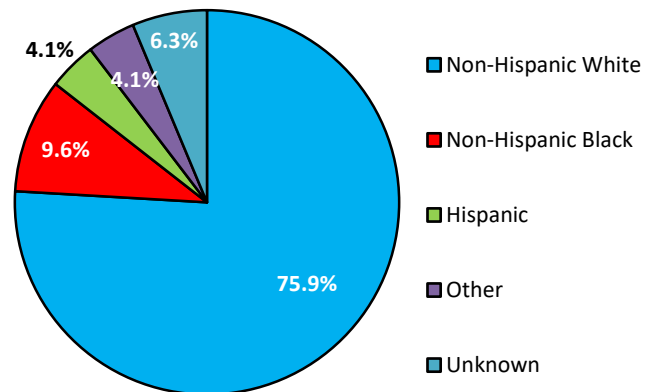
**Figure 2. Percent of Hospitalizations by Age Group**



**Figure 3. Percent of Hospitalizations by Sex**

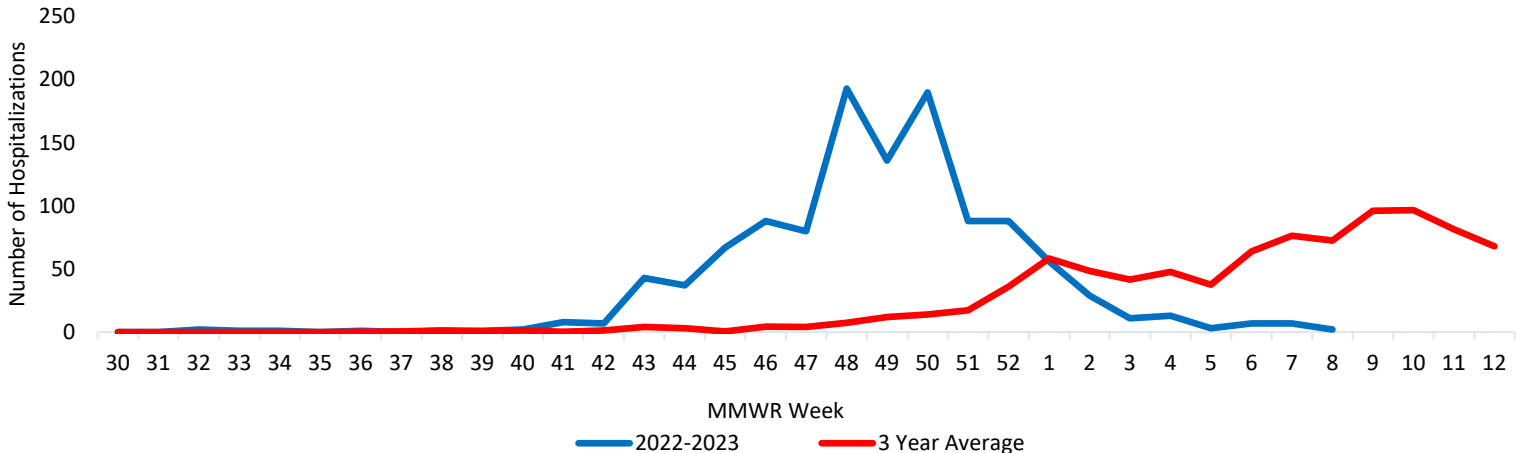


**Figure 4. Percent of Hospitalizations by Race and Ethnicity**



### Southwest Ohio Weekly Surveillance

**Figure 5. Newly Confirmed Influenza Associated Hospitalizations by MMWR Week with Past 3 Year Baseline Average for Southwest Ohio (excluding 2020-2021 Flu Season)**



Data is provisional and subject to change due to delays in reporting. Report reflects the period of 08/07/2022 – 02/25/2023 (MMWR Week 32 to Week 8 of 2023). Data accessed from the Ohio Disease Reporting System (ODRS) on 03/02/2023. \*3 year average does not include the 2020-2021 flu season. \*Southwest Ohio includes hospitalizations from the following counties and their respective jurisdictions: Adams, Brown, Butler, Clermont, Clinton, Hamilton, Highland and Warren.

