



Public Health
Prevent. Promote. Protect.

Butler County
General Health District

Butler County General Health District
Seasonal Influenza-Associated Hospitalizations Report
MMWR Week 50
12/11/2022-12/17/2022

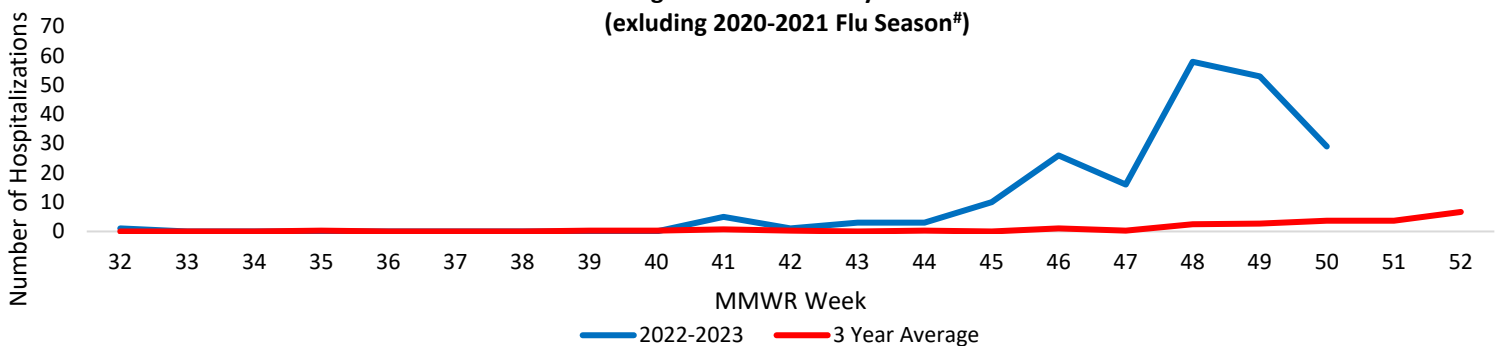
Weekly Influenza-Associated Hospitalizations Activity Summary:
Butler County (MMWR Week 50, ending on 12/17/2022):

The current influenza season has far exceeded historical trends and along with other respiratory viruses, are placing a strain on Southwest Ohio's healthcare systems. Butler County saw 29 confirmed influenza-associated hospitalizations for the MMWR week ending 12/17/2022. The 3-year average for this time of year is 3.7 influenza-associated hospitalizations. Receiving the influenza vaccine is the best way to reduce the chance of illness and complications, including those resulting in hospitalization and death.

Table 1.* Confirmed Influenza-Associated Hospitalizations Butler County Residents, 2022-2023 Influenza Season		
MMWR Week	Week Ending	Weekly Total
32	08/13/2022	1
33	08/20/2022	0
34	08/27/2022	0
35	09/03/2022	0
36	09/10/2022	0
37	09/17/2022	0
38	09/24/2022	1
39	10/01/2022	0
40	10/08/2022	0
41	10/15/2022	5
42	10/22/2022	1
43	10/29/2022	3
44	11/05/2022	3
45	11/12/2022	10
46	11/19/2022	26
47	11/26/2022	16
48	12/03/2022	58
49	12/10/2022	53
50	12/17/2022	29
Season Total (thus far):	As of 12/17/2022	206

Butler County Weekly Surveillance

Figure 1. Newly Confirmed Influenza-Associated Hospitalizations by MMWR Week with Past 3-Year Baseline Average for Butler County Residents (excluding 2020-2021 Flu Season#)



*Data is provisional and subject to change due to delays in reporting. Report reflects the period of 08/07/2022 – 12/17/2022 (MMWR Week 32 to Week 50 of 2022). Data accessed from the Ohio Disease Reporting System (ODRS) on 12/22/2022. #3 year average does not include the 2020-2021 flu season. *Southwest Ohio includes hospitalizations from the following counties and their respective jurisdictions: Adams, Brown, Butler, Clermont, Clinton, Hamilton, Highland and Warren.

Butler County Influenza-Associated Hospitalizations Demographics

Figure 2. Percent of Hospitalizations by Age Group

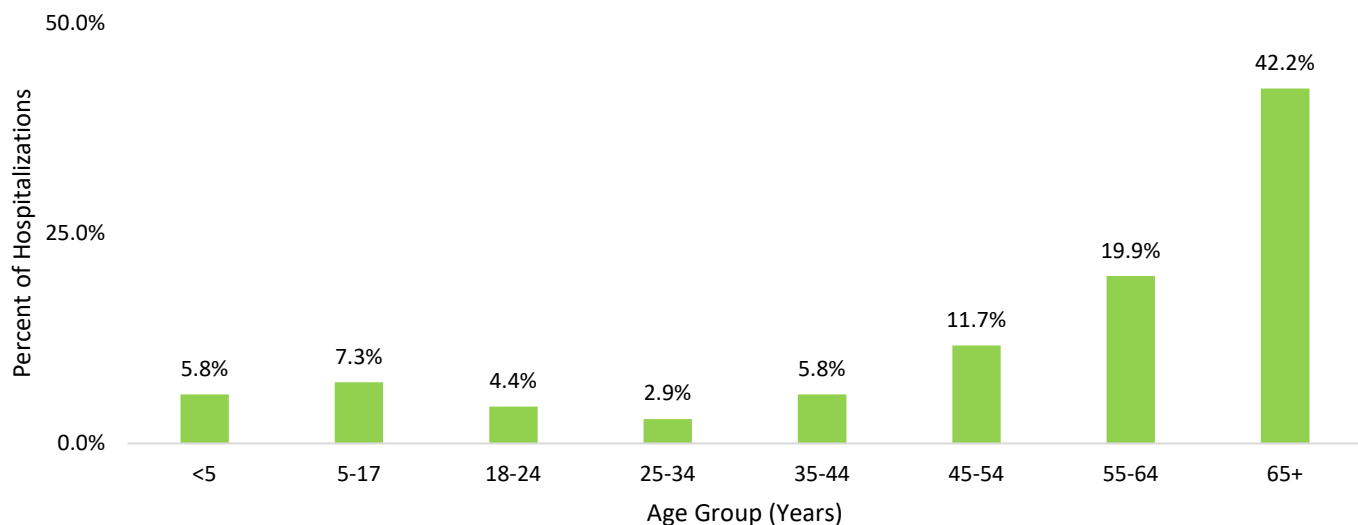


Figure 3. Percent of Hospitalizations by Sex

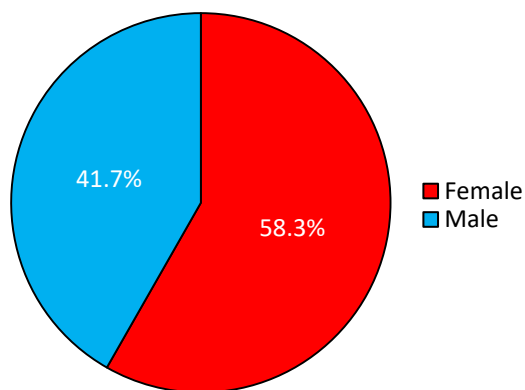
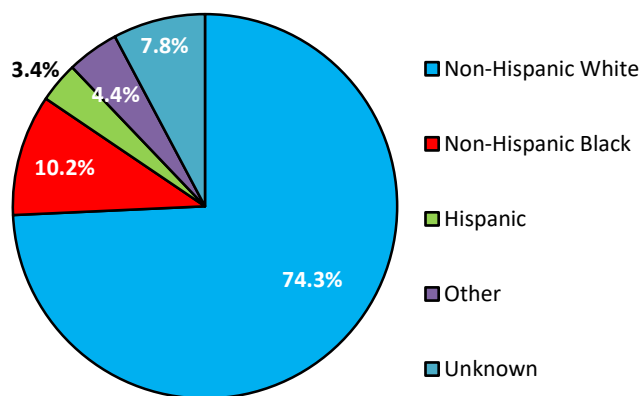
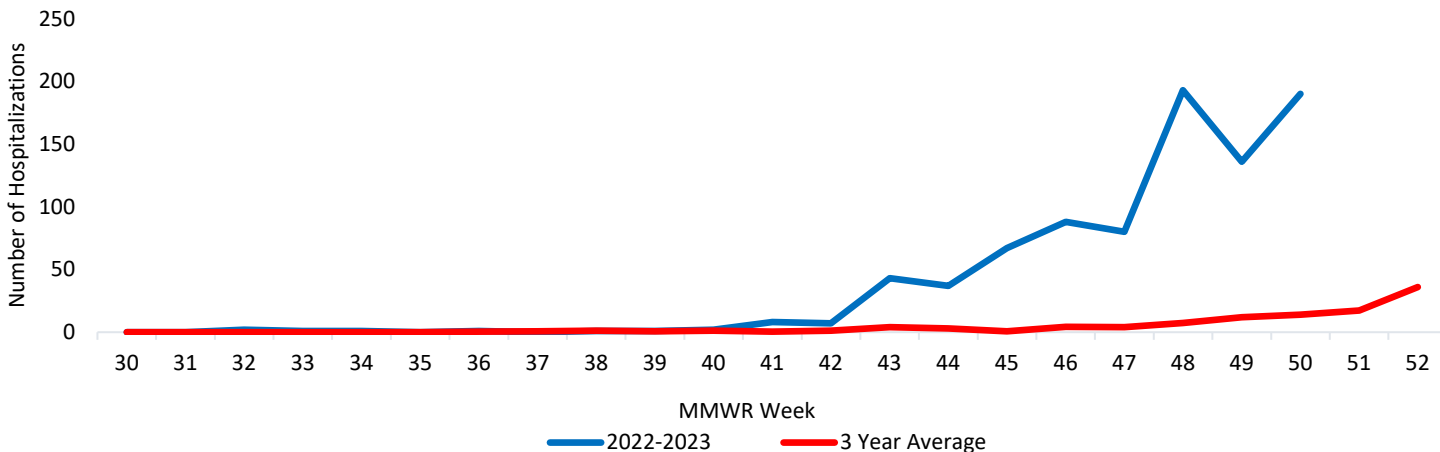


Figure 4. Percent of Hospitalizations by Race and Ethnicity



Southwest Ohio Weekly Surveillance

Figure 5. Newly Confirmed Influenza Associated Hospitalizations by MMWR Week with Past 3 Year Baseline Average for Southwest Ohio (excluding 2020-2021 Flu Season)



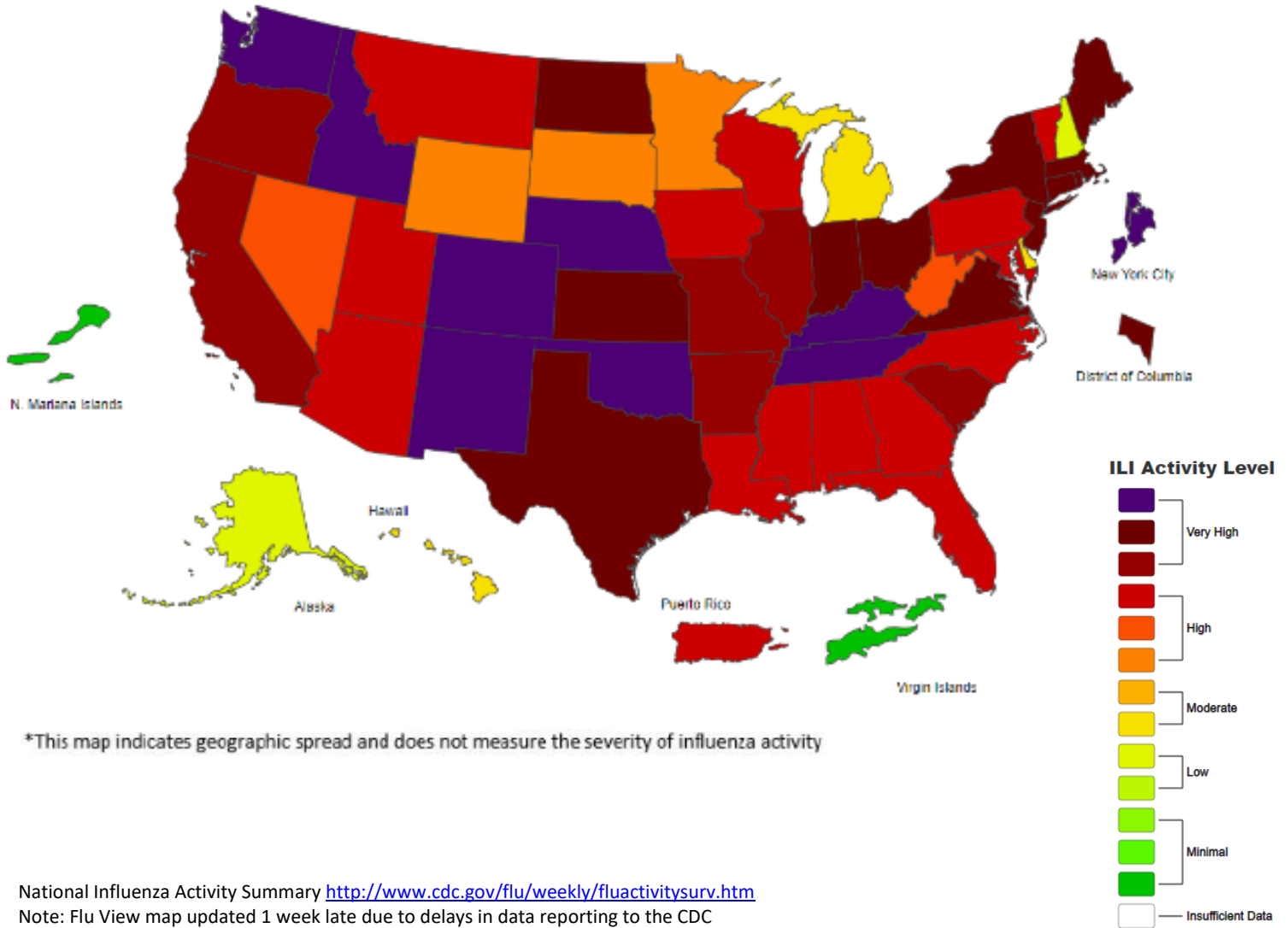
Data is provisional and subject to change due to delays in reporting. Report reflects the period of 08/07/2022 – 12/17/2022 (MMWR Week 32 to Week 50 of 2022). Data accessed from the Ohio Disease Reporting System (ODRS) on 12/22/2022. *3 year average does not include the 2020-2021 flu season. *Southwest Ohio includes hospitalizations from the following counties and their respective jurisdictions: Adams, Brown, Butler, Clermont, Clinton, Hamilton, Highland and Warren.

FLUVIEW



A Weekly Influenza Surveillance Report Prepared by the Influenza Division

2022-23 Influenza Season Week 49 ending Dec 10, 2022



Sources of Influenza Surveillance Data

Influenza-associated Hospitalizations (ODRS): Influenza-associated hospitalizations are reported to local health departments for entry into the Ohio Disease Reporting System (ODRS). Hospitalizations can be used as an indicator of the severity of illness during a particular influenza season. This condition became reportable in 2009.

For further information or questions, please contact:
Butler County General Health District, 513-863-1770