



Butler County General Health District
Seasonal Influenza-Associated Hospitalizations Report
MMWR Week 17
4/24/2022 – 4/30/2022

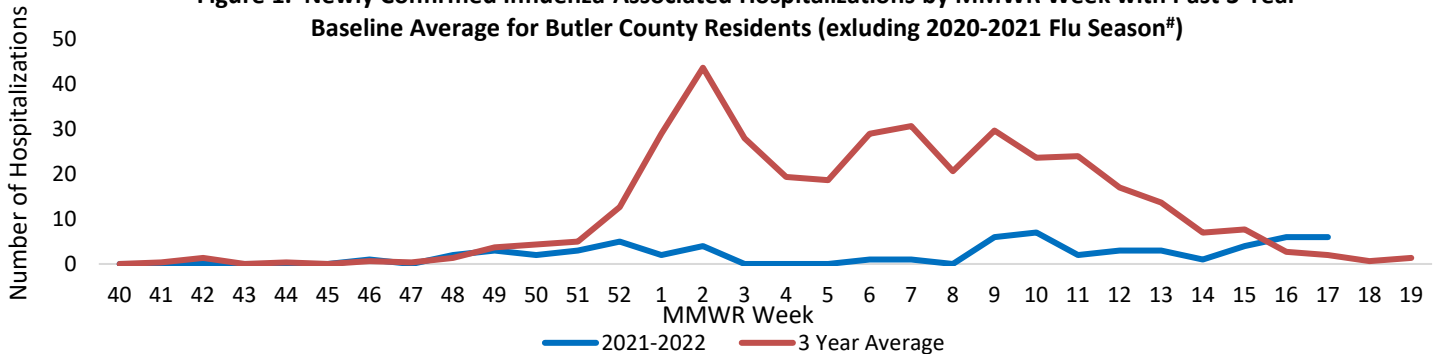
Weekly Influenza-associated Hospitalizations Activity Summary:
Butler County (MMWR Week 17, ending on 4/30/2022):

Butler County saw six confirmed influenza-associated hospitalizations for the MMWR week ending 4/30/2022. This is a total of sixty-two confirmed influenza-associated hospitalizations for the 2021-2022 influenza season thus far in Butler County. It is important to keep in mind that influenza itself is not reportable; only influenza-related hospitalizations. Thus, surveillance on influenza and other respiratory illnesses is difficult to track on a local level. The best way to prevent influenza infection is to get vaccinated.

Table 1.* Confirmed Influenza-associated Hospitalizations Butler County Residents, 2021-2022 Influenza Season		
MMWR Week	Week Ending	Weekly Total
45	11/13/2021	0
46	11/20/2021	1
47	11/27/2021	0
48	12/04/2021	2
49	12/11/2021	3
50	12/18/2021	2
51	12/25/2021	3
52	1/1/2022	5
1	1/8/2022	2
2	1/15/2022	4
3	1/22/2022	0
4	1/29/2022	0
5	2/5/2022	0
6	2/13/2022	1
7	2/19/2022	1
8	2/26/2022	0
9	3/5/2022	6
10	3/12/2022	7
11	3/19/2022	2
12	3/26/2022	3
13	4/2/2022	3
14	4/9/2022	1
15	4/16/2022	4
16	4/23/2022	6
17	4/30/2022	6
Season Total (thus far):	As of 4/30/2022	62

Butler County Weekly Surveillance

Figure 1. Newly Confirmed Influenza-Associated Hospitalizations by MMWR Week with Past 3-Year Baseline Average for Butler County Residents (excluding 2020-2021 Flu Season#)



*Data is provisional-Butler County influenza-associated hospitalization cases are included in counts for Tables 1 and 2 and are subject to change due to delays in reporting. Report reflects time period of 10/2/2021-4/30/2022 (MMWR Week 40 to Week 17 of 2022). Data accessed from the Ohio Disease Reporting System (ODRS) on 5/5/2022. #3 year average does not include the 2020-2021 flu season.

Butler County Demographics

Figure 2. Percent of Hospitalizations by Sex

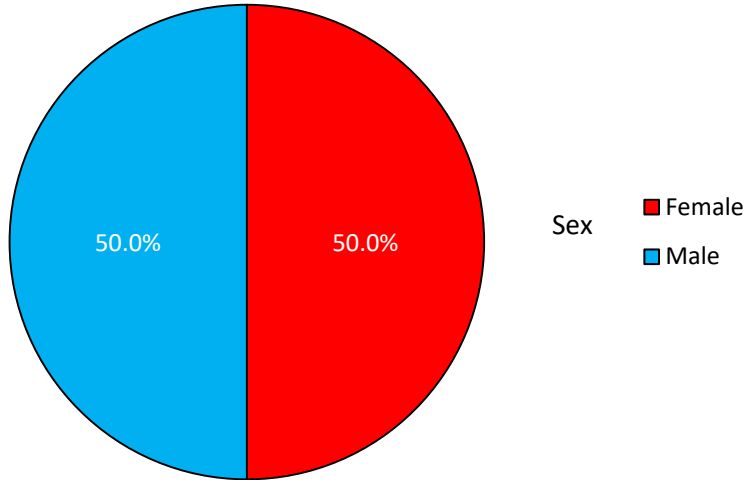


Figure 3. Percent of Hospitalizations by Age Group

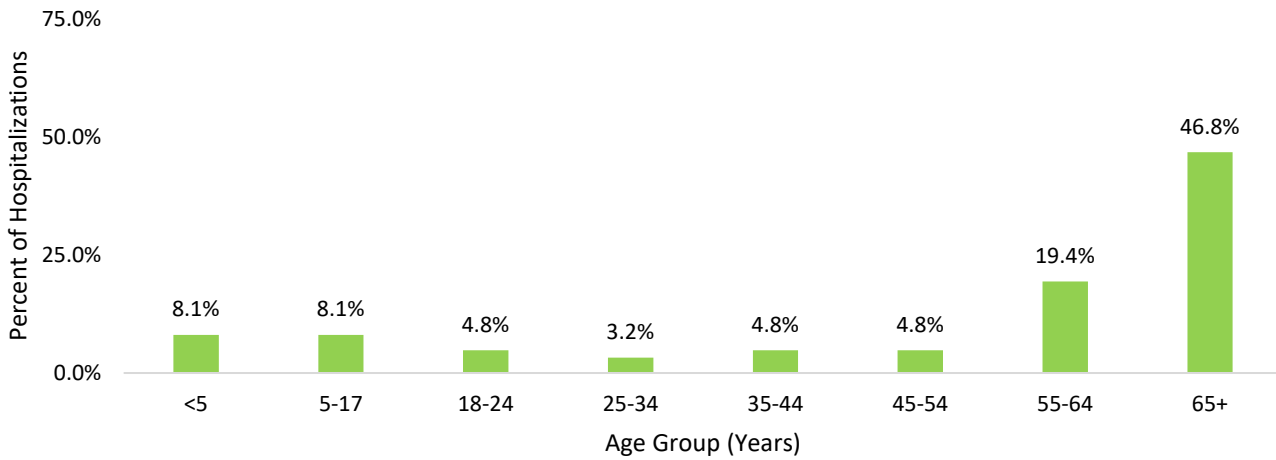
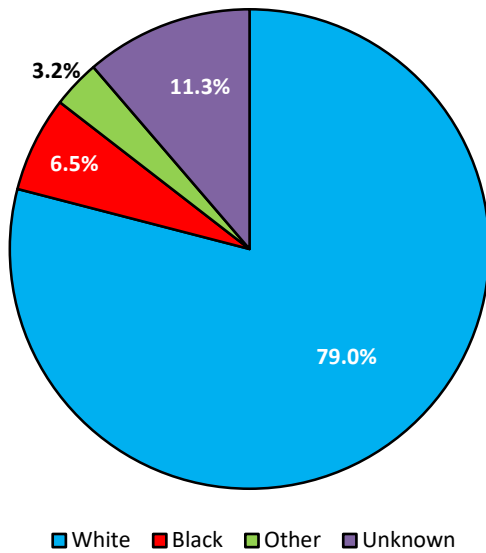
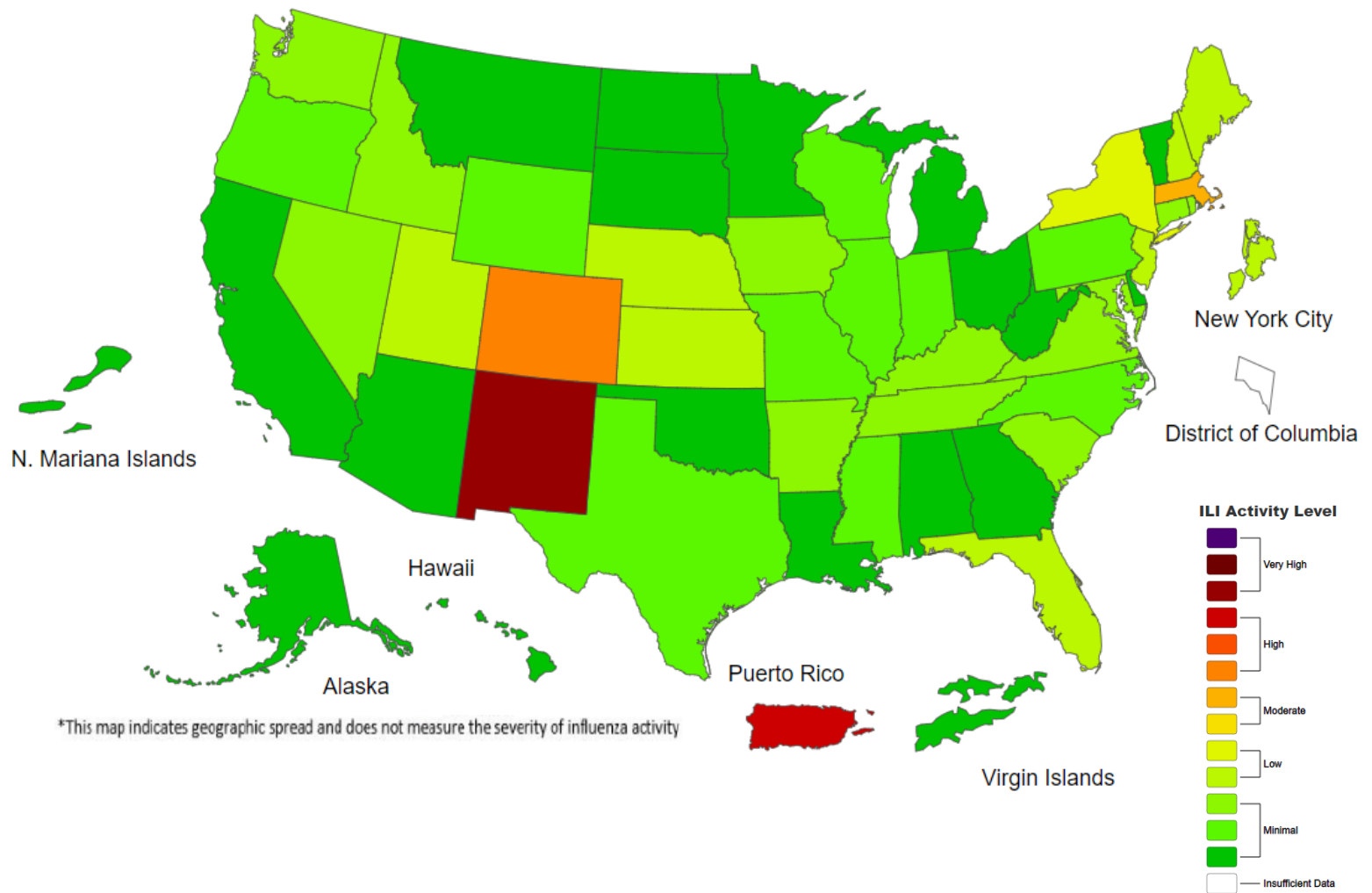


Figure 4. Percent of Hospitalizations by Race



*Other includes but is not limited to American Indian or Alaskan Native, Hawaiian Native or Pacific Islander, or refused to answer.

2021-22 Influenza Season Week 16 ending Apr 23, 2022



National Influenza Activity Summary <http://www.cdc.gov/flu/weekly/fluactivitysurv.htm>
 Note: Flu View map updated 1 week late due to delays in data reporting to the CDC

Sources of Influenza Surveillance Data

Influenza-associated Hospitalizations (ODRS): Influenza-associated hospitalizations are reported to local health departments for entry into the Ohio Disease Reporting System (ODRS). Hospitalizations can be used as an indicator of the severity of illness during a particular influenza season. This condition became reportable in 2009.

For further information or questions, please contact:
 Stephanie Norman, Public Health Nurse
 Butler County General Health District, 513-863-1770