

# Infant Vitality Butler County, OH 2022

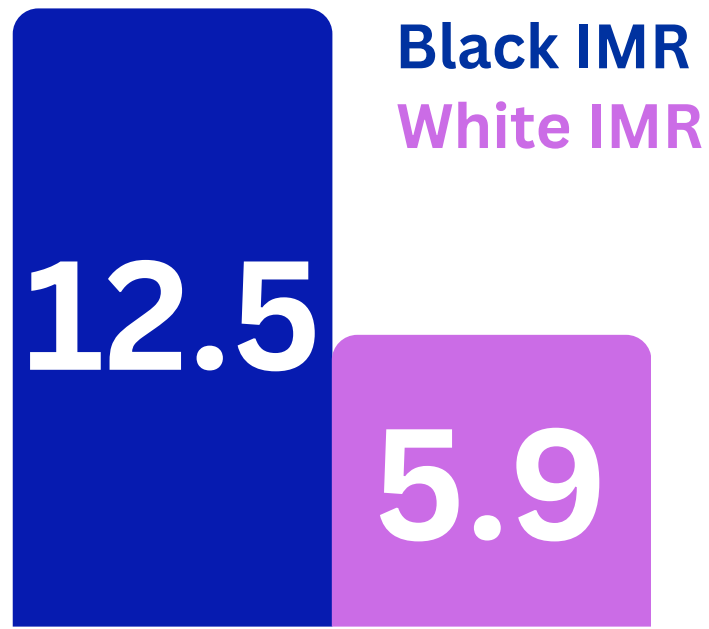


**Public Health**  
Prevent. Promote. Protect.

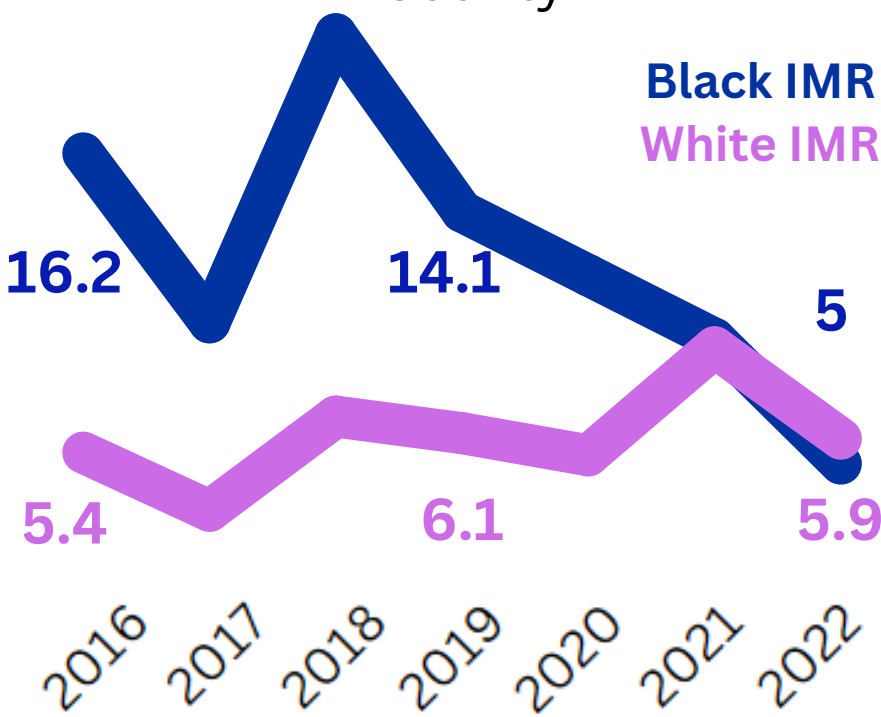
**Butler County**  
General Health District

OVER THE LAST FIVE YEARS, BLACK INFANTS WERE 2X MORE LIKELY TO DIE BEFORE THEIR 1ST BIRTHDAY THAN WHITE INFANTS

Infant Mortality Rate (IMR),  
2016-2022\*  
Butler County, OH



IMR by Race, 2016-2022\*, Butler County

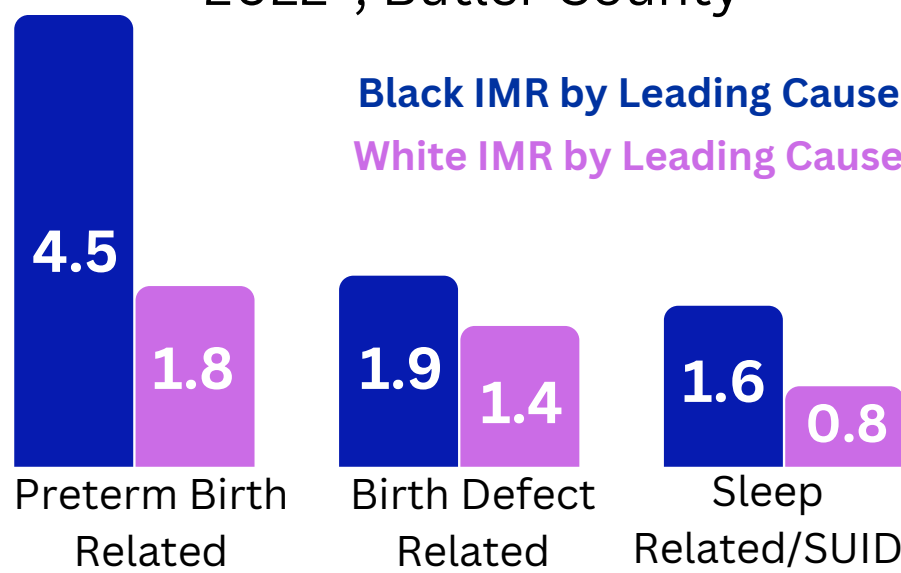


SINCE 2018, THERE HAS BEEN A DECREASE IN BLACK IMR AND THERE WERE 17 FEWER TOTAL INFANT DEATHS IN 2022\* THAN THE PRIOR YEAR.

**LEADING CAUSES OF INFANT DEATH, 2016-2022\*:**

- PRETERM BIRTH (32%)
- BIRTH DEFECT RELATED (21%)
- SLEEP RELATED/SUID (12%)

Causes of IMR by Race, 2016-2022\*, Butler County



Butler County, Preterm Birth Rate by Race, 2022\*



PREMATURITY WAS THE LEADING CAUSE OF ALL INFANT DEATHS IN BUTLER COUNTY IN 2022. THE RATE OF BABIES BEING BORN PRETERM (PTBR) IN 2022\* WAS 14.1

View full 2022 infant vitality report online at [health.bcohoio.gov](http://health.bcohoio.gov)

\*Source: 2016-2022 Ohio Department of Health, Ohio Public Health Information Secure Data Warehouse Data. 2022\* data is provisional; ODH finalizes data by fall of the subsequent year.