

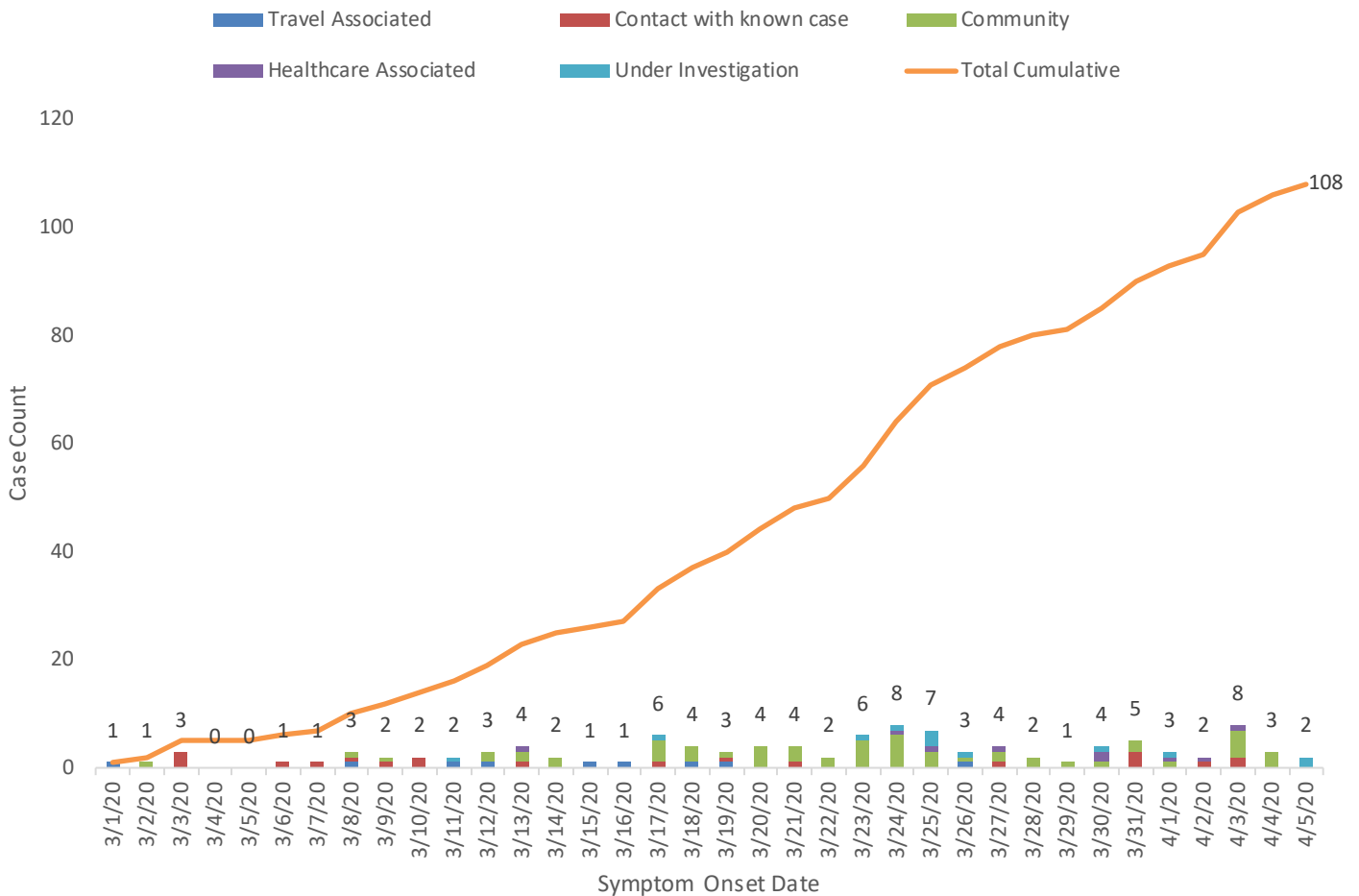
Butler County General Health District COVID-19 Update (04/09/2020)

Total Confirmed* COVID-19 Cases

Butler County Residents, 2020

Total # of Confirmed Cases:	108*
Total Number of Deaths:	2
First Case Reported:	3/13/2020
Last Case Reported (so far):	4/09/2020
Age Range:	1-86
Median Age:	55
Average Age:	52.2
High Risk:	60
Healthcare:	13 (12.0%)
First Responders:	2 (1.9%)
Hospitalizations:	41 (38.0% High Risk)
Incidence Rate:	28 per 100,000

Figure 1. New Confirmed Cases in by Symptom Onset Date
Butler County residents, 2020



All Figures show all confirmed COVID-19 cases in Butler County as of 0200 EDT 04/09/2020. Due to delays in reporting, the numbers of confirmed cases on Figure 1 are subject to change between reports and confirmed case counts are likely to increase. There is an average delay of 9 days between symptom onset and lab results. This should not be assumed to be the total disease burden of COVID-19 in Butler County only those that have been laboratory confirmed AND verified by the Ohio Department of Health.

*Data is provisional – only confirmed COVID-19 cases are included in counts. Report reflects time period since the introduction of SARS-CoV-2 into humans, measured in days. Data accessed from the Ohio Disease Reporting System (ODRS) on 04/09/2020 at 0200 EDT.

Total Confirmed* COVID-19 Cases

Butler County Residents, 2020
(as of 0200 EDT 04/09/2020)

Table 1: Total Confirmed-Cases by ZIP Code		
ZIP Code	Number of Cases	% of Confirmed Cases
45044	22	20.4%
45011	20	18.5%
45069	15	13.9%
45014	13	12.0%
45013	12	11.1%
45042	11	10.2%
45056	7	6.4%
45015	3	2.8%
45050	2	1.9%
45003	1	0.9%
45053	1	0.9%
45003	1	0.9%
Butler County (inclusive)	108	100%

Table 2. Confirmed Tests by Laboratory Type		
Private Lab	Hospital Lab	Ohio Department of Health Lab
75	18	14

Table 3. Cases Recovered in Butler County**	
Cases Recovered	42
Range (length until recovery in days)	7-28
Median (length until recovery in days)	14

Table 4. Laboratory Statistics of Collection	
Positive Lab Tests	108
Range (length until results in days)	0-27
Median (length until results in days)	3.5

Figure 2. Confirmed Cases of COVID-19 by Sex
Butler County Residents, 2020

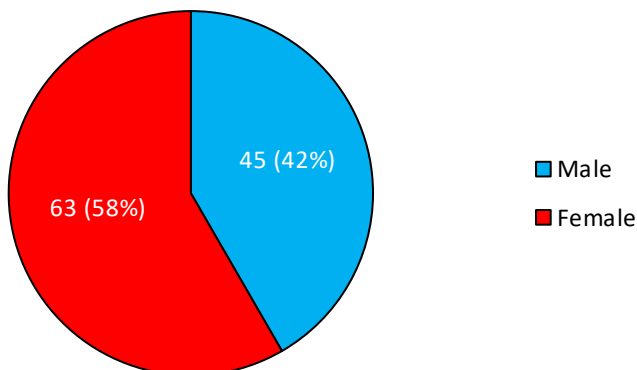
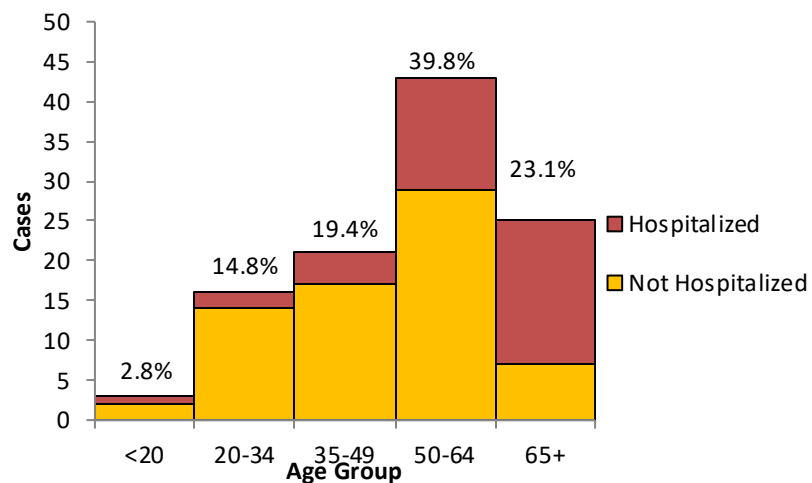


Figure 3. Total Confirmed Cases by Age Group
Butler County Residents, 2020



All Figures show all confirmed COVID-19 cases in Butler County as of 0200 EDT 04/09/2020. Due to delays in reporting, the numbers of confirmed cases on Figure 1 are subject to change between reports and **confirmed case counts are likely to increase**. There is an average delay of 9 days between symptom onset and lab results. This should not be assumed to be the total disease burden of COVID-19 in Butler County only those that have been laboratory confirmed AND verified by the Ohio Department of Health.

*Data is provisional – only confirmed COVID-19 cases are included in counts. Report reflects time period since the introduction of SARS-CoV-2 into humans, measured in days. Data accessed from the Ohio Disease Reporting System (ODRS) on 04/09/2020 at 0200 EDT.

Table 5. Confirmed cases by exposure type

Community	Contact with known case	Healthcare Exposure	Travel associated	Under Investigation
58	20	9	9	12

Recovery is based on the recommendations by the Centers for Disease Control and Prevention (CDC) which recommend the lifting of home isolation after a minimum of 7 days after the onset of symptoms and 72 hours with the resolution of fever without medication and the marked improvement of all symptoms. **This should not be assumed to be the total amount of individuals in the county of have developed COVID-19 and recovered, only those who have been laboratory confirmed.

Figure 4. Confirmed Cases of COVID-19 by Hospitalization

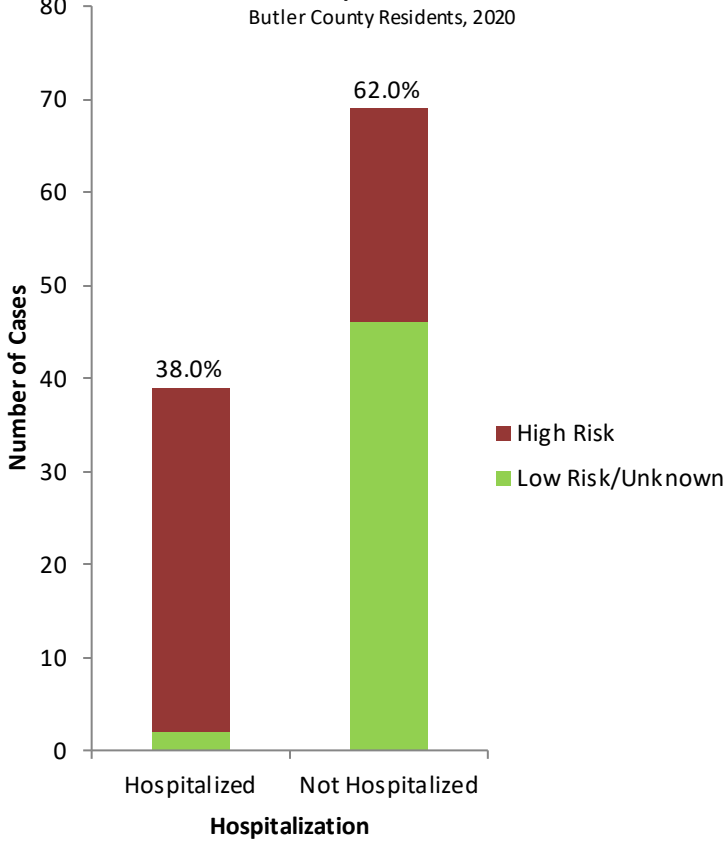
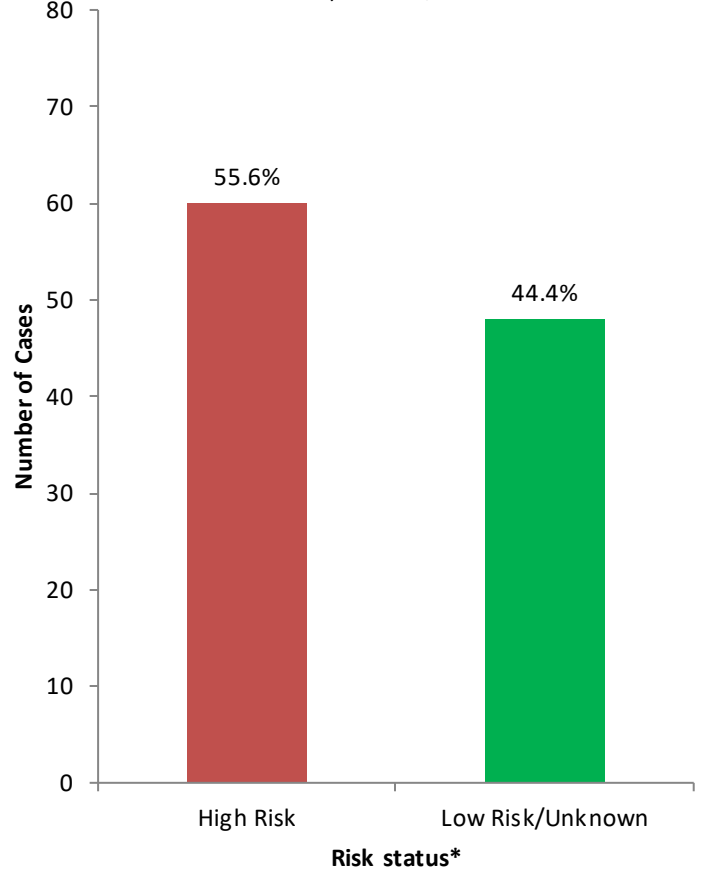


Figure 5. Confirmed COVID-19 Cases by risk
Butler County Residents, 2020



Risk status*
(Underlying Health Conditions or Older than 65)
*High risk status does not necessarily make one more susceptible to transmission, but does increase the likelihood of a more severe illness

State of Ohio*:

Confirmed Cases: 5,512

Age Range: <1-101

Median Age: 54

Sex F:M Ratio: 52:48

Hospitalizations: 1,612

Deaths: 213

All Figures show all confirmed COVID-19 cases in Butler County as of 0200 EDT 04/09/2020. Due to delays in reporting, the numbers of confirmed cases on Figure 1 are subject to change between reports and **confirmed case counts are likely to increase.** There is an average delay of 9 days between symptom onset and lab results. This should not be assumed to be the total disease burden of COVID-19 in Butler County only those that have been laboratory confirmed AND verified by the Ohio Department of Health.

*Data is provisional – only confirmed COVID-19 cases are included in counts. Report reflects time period since the introduction of SARS-CoV-2 into humans, measured in days. Data accessed from the Ohio Disease Reporting System (ODRS) on 04/09/2020 at 0200 EDT.

A note about the statistics of COVID-19:

At this point we are seeing evidence of widespread community spread of the virus throughout Butler County. Like all statistics, the surveillance epidemiology of COVID-19 must be taken in context and the understanding of potential confounders. The cities/townships that are listed are those where the cases reside, and not necessarily where they work, socialize, worship, shop, etc. Not every community will have an equal risk, and not every person in the community will have an equal risk as the cases that are in that community. Some communities have more travel-associated cases or clusters of close peer-groups that make their statistics appear skewed or lopsided. Other communities have more true community spread though their absolute number may be lower. Some communities are tighter knit promoting transmission within the community, and some have large portions of commuters that could potentially be importing the virus. Testing policies by health networks to this point have not been homogenous. Some communities have greater access to hospitals that have less strict testing standards. So, it is important to use this tool for the community's situational awareness and not a layperson's risk assessment.

Other aspects of this report that may seem alarming without context is the proportion of cases that are high risk and hospitalized. While the policies of our federal, state, and local leaders, as well as the goals of our healthcare leaders continue to be to build a testing infrastructure capable of widespread and routine testing for COVID-19, the reality has thus far been that there are limited tests available. Public, private, and academic sectors continue to work admirably to improve testing capabilities, and have largely been successful, but due to limited testing thus far in the epidemic, it has been the most important to test those who would be at highest risk for suffering from complications related to an infection with the virus. This means that those who are highest risk will be prioritized for testing. For these individuals it is critical their providers know their diagnosis so it can guide their treatment decisions. This also means that we would expect to see a higher proportion of these individuals to come back positive compared to the general public.

If you would like more information about how to protect your family, please go to the following websites:

The Butler County General Health District:

http://health.bcoho.us/our_services/novel_coronavirus.php

The Ohio Department of Health (ODH):

<https://coronavirus.ohio.gov/wps/portal/gov/COVID-19/home>

The Centers for Disease Control and Prevention (CDC):

<https://www.cdc.gov/coronavirus/2019-ncov/index.html>

Right now, the best defense that our community has against this virus is to remain calm and listen to the public health authorities that have been working tirelessly to protect us. We learn more about this disease every day, and every day that you make the hard sacrifices that we know you're making is another day that we come closer to ending the pandemic.

We're all in this together.

-Jordan Luttrell-Freeman, MPH
Epidemiologist
Butler County General Health District