

Butler County General Health District's 137th COVID-19 Update (10/08/2022)

Confirmed and Probable COVID-19 Cases Reported to Butler County*

Butler County Residents, 2020-22

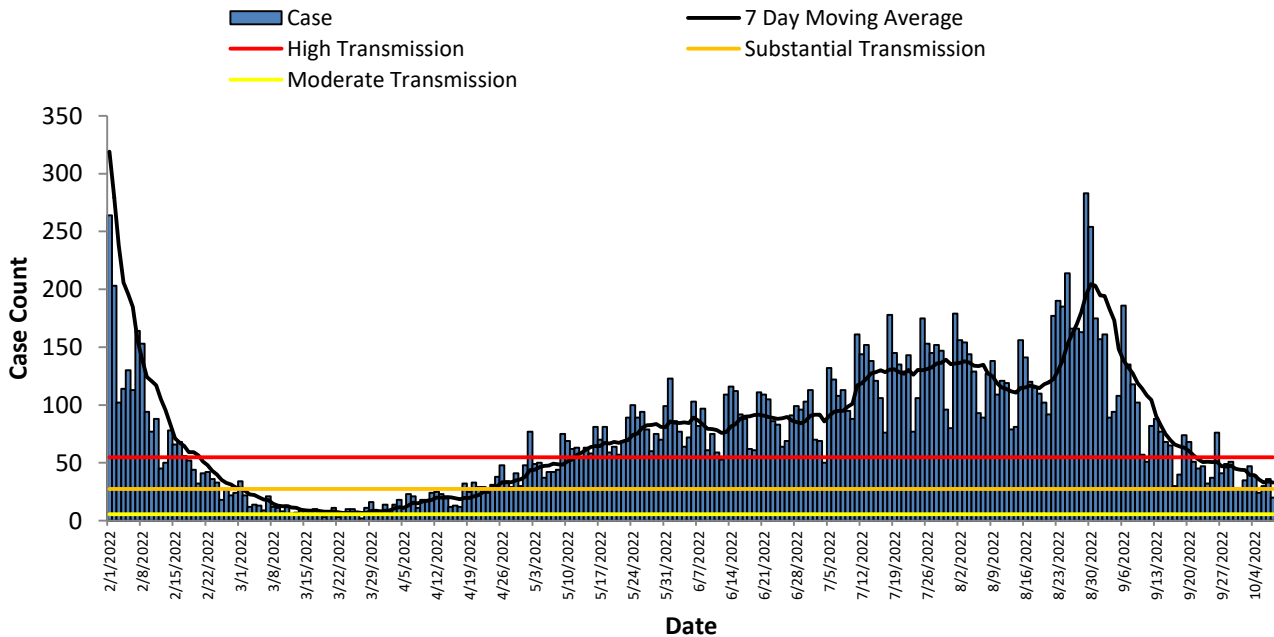
Total # of Cases (10/08):	110,062*
ODH verified Deaths (10/08):	1,199**
Hospitalizations (10/08):	3,606
First Case Reported:	3/11/2020
Last Case Reported (so far):	10/08/2022
Confirmed Cases:	79,817
Probable Cases:	30,245
Age Range:	<1-103
Median Age:	37
Mean Age:	38.3
Incidence (thru 10/08):	28,195.2 per 100,000
Prevalence (thru 10/08):	28.2% of BC population
7-Day Positivity Rate (10/13):	10.1[#]% of tests performed in BC

Table 1: CDC Indicators		
Indicator	Butler County New Cases over 7 days	Status Level
Community Level	-	LOW
Positivity Rate	10.12% of tests performed in Butler County	HIGH Positivity (over 9.99% of tests)
Incidence per 100,000 population	59.18 per 100,000	Substantial Spread (50.00-99.99 per 100,000)

The Butler County General Health District will continue to monitor transmission levels based on previous CDC indicators; however, generalized guidance will now be based on the CDC's Community Level indicators.

Based on the criteria for community levels and Butler County's figures, Butler County is at **low community levels and high transmission**.

Figure 1. Cases by Date of Event Since February 1, 2022



All figures show reported cases of COVID-19 in Butler County as of 0800 EDT 10/13/2022. Due to delays in reporting, the numbers of confirmed and probable cases on all figures are subject to change between reports and confirmed and probable case counts are likely to increase. *This should not be assumed to be the total disease burden of COVID-19 in Butler County only those that have been laboratory confirmed OR meet ODH probable case criteria AND reported to Public Health.

*Data is provisional – only confirmed or probable COVID-19 cases are included in counts. Report reflects time period since the introduction of SARS-CoV-2 into humans, measured in days. Data accessed from the Ohio Disease Reporting System (ODRS) on 10/13/2022 at 0800 EDT.

**Deaths are now reconciled to the Ohio Department of Health's available data to avoid discrepancies between the state and local numbers. ODH's protocol has changed to avoid reconciliation errors and now only includes those deaths that have been reconciled with Vital statistics and may not match what has been reported to the CDC which are provisional numbers. This is a lagging indicator and will be multiple weeks behind.

#Gathered from CDC's Data Tracker of Butler County 10/13/2022 0800 EDT accessible at <https://covid.cdc.gov/covid-data-tracker/#county-view>

Figure 2. Reported Cases of COVID-19 by Date of Event 2020-2022*

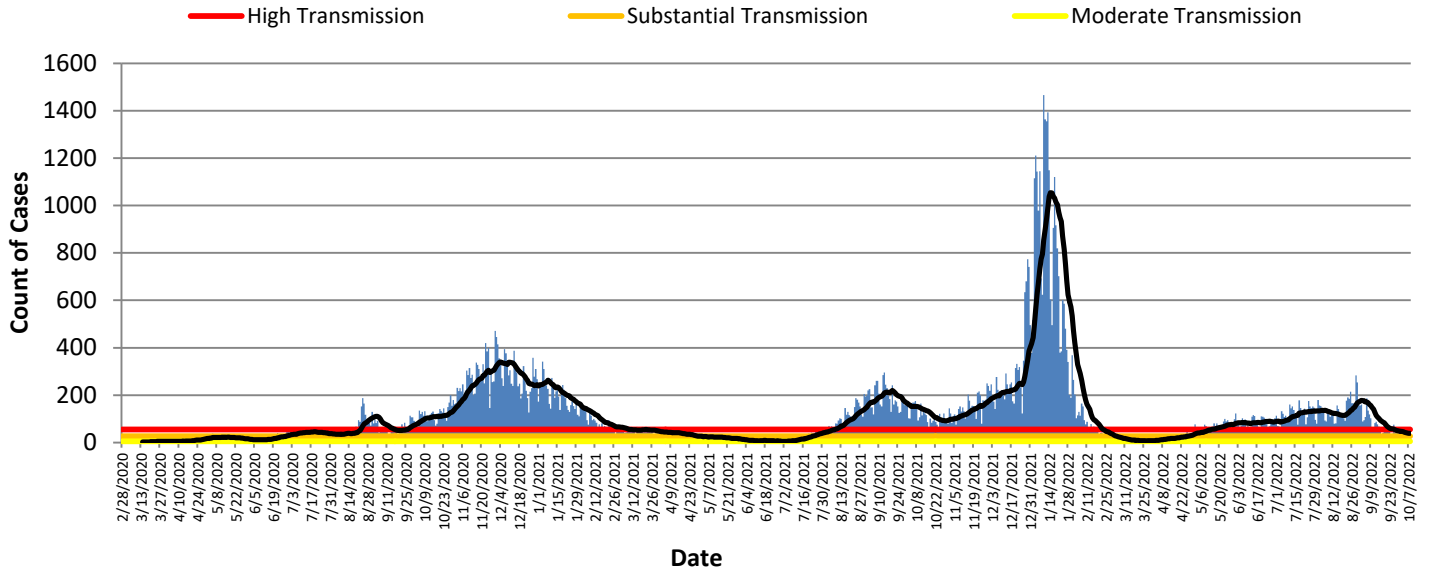


Table 2: Total Reported* Cases by ZIP Code

ZIP Code	Number of Cases	New Cases (10/02-10/08)	Change in cases from previous 7 days (09/25-10/01)	Transmission	% of Cases
45011	20157	33	-21.4%	Moderate	18.3%
45044	15791	30	-23.1%	Substantial	14.3%
45013	14656	24	-44.2%	Moderate	13.3%
45069	14899	28	-40.4%	Substantial	13.5%
45014	12899	42	10.5%	Substantial	11.7%
45056	7417	8	-65.2%	Moderate	6.7%
45042	7313	24	14.3%	Substantial	6.6%
45067	4439	15	25.0%	High	4.0%
45050	3080	6	-25.0%	Substantial	2.8%
45015	3175	9	28.6%	Substantial	2.9%
45241	1691	3	0.0%		1.5%
45053	756	1	0.0%	Moderate	0.7%
45005	716	1	-75.0%		0.7%
45064	457	4	-80.0%		0.4%
45246	205	0	-		0.2%
45062	164	0	-		0.1%
Cases lacking zip code information or from zip codes with too few cases	2,247	3		-	2.0%
Butler County (inclusive)	110,062	231	-78 (-25.24%)	Substantial	100%

Zip-codes that have transmissions not rated have most of their populations outside of Butler County. Zip-codes with too few cases have been removed for privacy concerns.

New Cases are determined by "Date of Event" which is when the case was ill/test was collected. CDC determines new cases by "Date of Report".

Table 2 shows the zip-code level data that is new for this week.

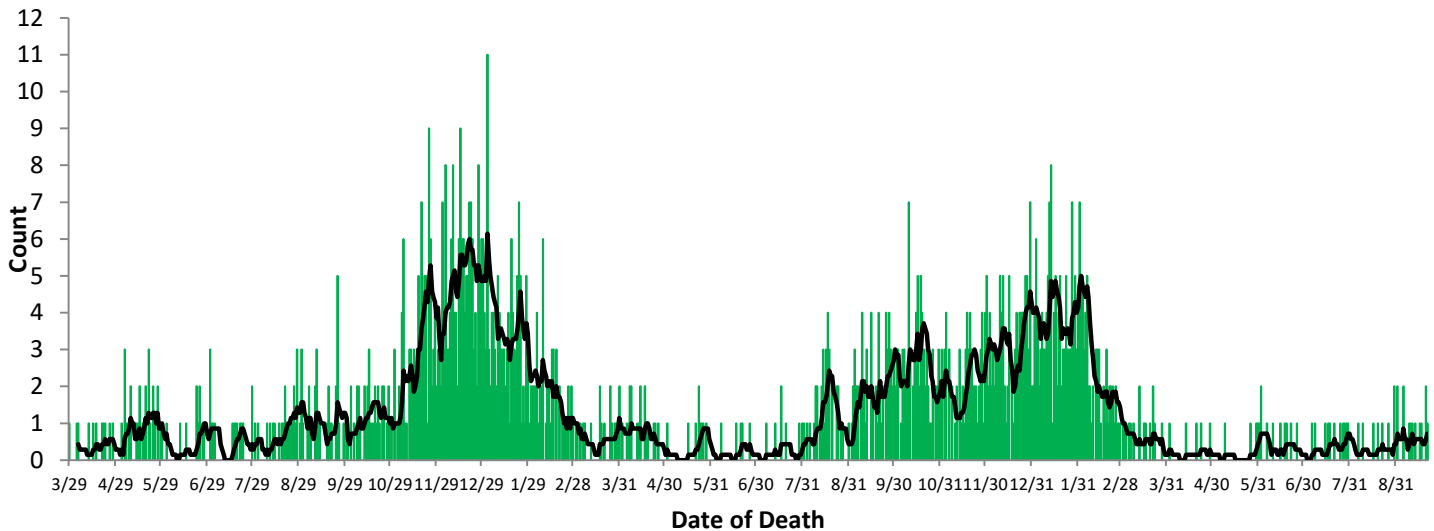
All figures show reported cases of COVID-19 in Butler County as of 0800 EDT 10/13/2022. Due to delays in reporting, the numbers of confirmed and probable cases on all figures are subject to change between reports and confirmed and probable case counts are likely to increase. *This should not be assumed to be the total disease burden of COVID-19 in Butler County only those that have been laboratory confirmed OR meet ODH probable case criteria AND reported to Public Health.

*Data is provisional – only confirmed or probable COVID-19 cases are included in counts. Report reflects time period since the introduction of SARS-CoV-2 into humans, measured in days. Data accessed from the Ohio Disease Reporting System (ODRS) on 10/13/2022 at 0800 EDT.

**Deaths are now reconciled to the Ohio Department of Health's available data to avoid discrepancies between the state and local numbers. ODH's protocol has changed to avoid reconciliation errors and now only includes those deaths that have been reconciled with Vital statistics and may not match what has been reported to the CDC which are provisional numbers. This is a lagging indicator and will be multiple weeks behind.

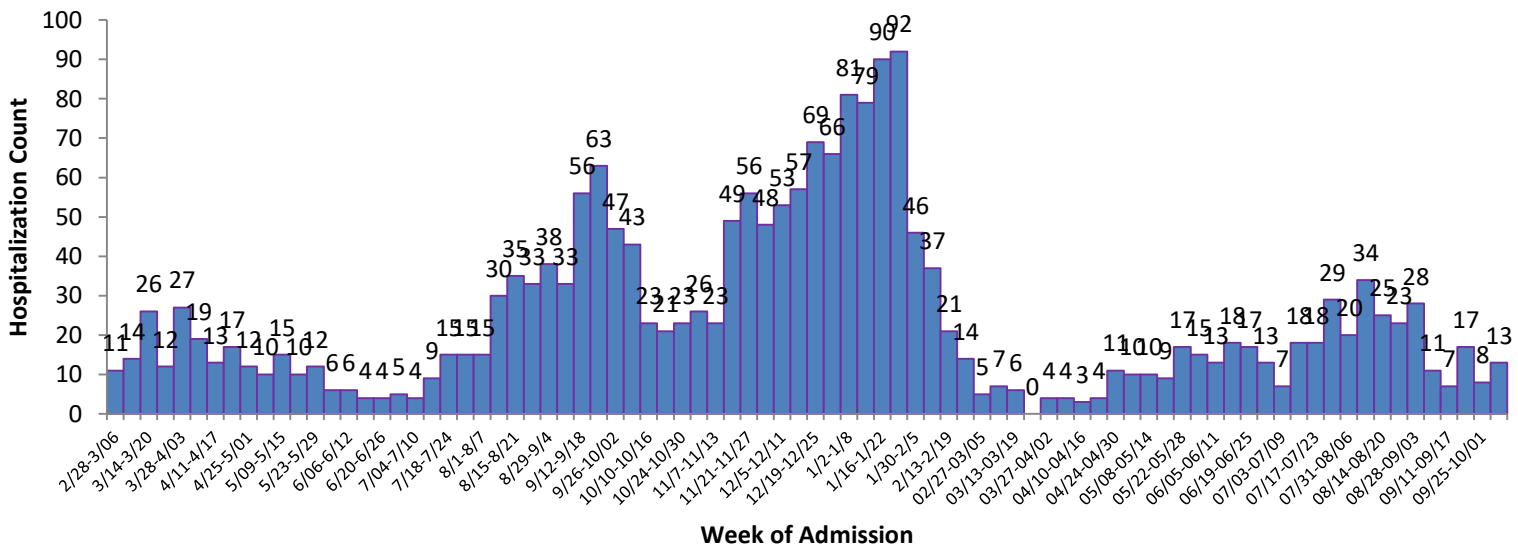
#Gathered from CDC's Data Tracker of Butler County 10/13/2022 0800 EDT accessible at <https://covid.cdc.gov/covid-data-tracker/#county-view>

Figure 3. Confirmed COVID-19 Deaths by date of death, 2020-22**



Figures 3 and 4 show severe case outcomes. These are both lagging indicators since it typically takes time for a case to succumb to COVID and well over a month for a COVID-19 death to be verified. Deaths will take about 4-6 weeks to begin to register for last week.

Figure 4. COVID-19 Hospitalizations of Butler County Residents by Week since the first week of March 2021



All figures show reported cases of COVID-19 in Butler County as of 0800 EDT 10/13/2022. Due to delays in reporting, the numbers of confirmed and probable cases on all figures are subject to change between reports and confirmed and probable case counts are likely to increase. *This should not be assumed to be the total disease burden of COVID-19 in Butler County only those that have been laboratory confirmed OR meet ODH probable case criteria AND reported to Public Health.

*Data is provisional – only confirmed or probable COVID-19 cases are included in counts. Report reflects time period since the introduction of SARS-CoV-2 into humans, measured in days. Data accessed from the Ohio Disease Reporting System (ODRS) on 10/13/2022 at 0800 EDT.

**Deaths are now reconciled to the Ohio Department of Health's available data to avoid discrepancies between the state and local numbers. ODH's protocol has changed to avoid reconciliation errors and now only includes those deaths that have been reconciled with Vital statistics and may not match what has been reported to the CDC which are provisional numbers. This is a lagging indicator and will be multiple weeks behind.

#Gathered from CDC's Data Tracker of Butler County 10/13/2022 0800 EDT accessible at <https://covid.cdc.gov/covid-data-tracker/#county-view>