

## Butler County General Health District's 159<sup>th</sup> COVID-19 Update (03/11/2023) Confirmed and Probable COVID-19 Cases Reported to Butler County\* Butler County Residents, 2020-22

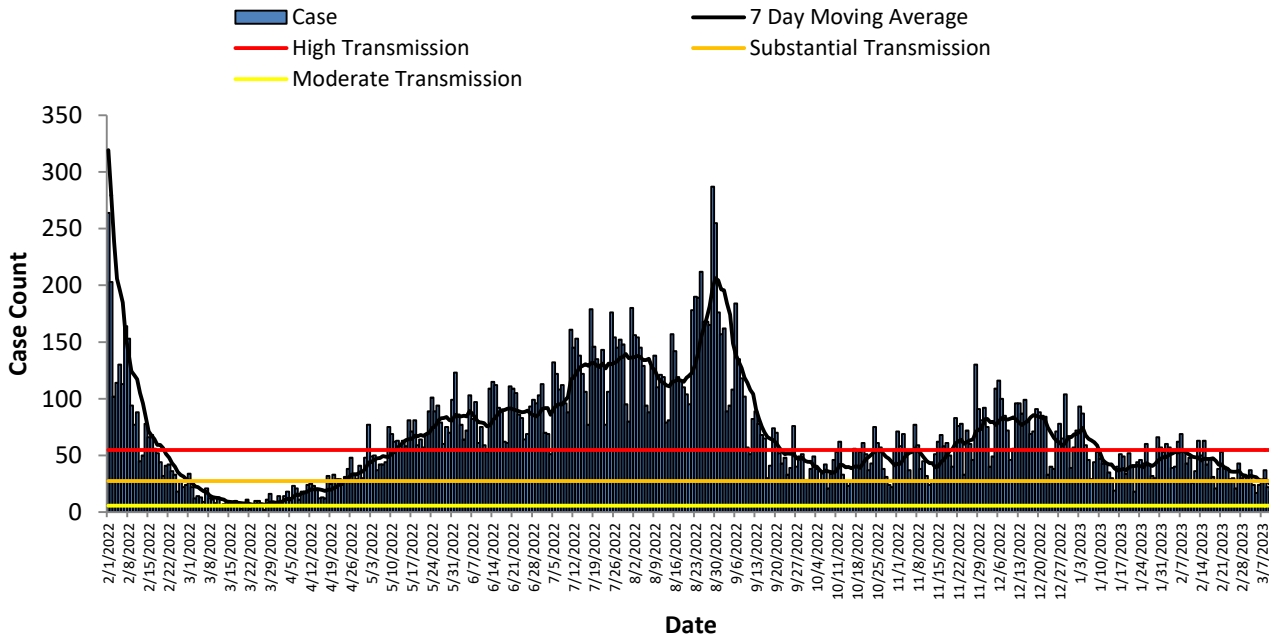
<b>Total # of Cases (03/11):</b>	<b>118,241*</b>
<b>ODH verified Deaths (03/11):</b>	<b>1,252**</b>
<b>Hospitalizations (03/11):</b>	<b>3,976</b>
<b>First Case Reported:</b>	<b>3/11/2020</b>
<b>Last Case Reported (so far):</b>	<b>03/11/2023</b>
<b>Confirmed Cases:</b>	<b>83,996</b>
<b>Probable Cases:</b>	<b>34,245</b>
<b>Age Range:</b>	<b>&lt;1-105</b>
<b>Median Age:</b>	<b>37</b>
<b>Mean Age:</b>	<b>38.9</b>
<b>Incidence (thru 03/11):</b>	<b>30,290.5 per 100,000</b>
<b>Prevalence (thru 03/11):</b>	<b>30.3% of BC population</b>
<b>7-Day Positivity Rate (03/11):</b>	<b>10.8% of tests performed in BC</b>

Table 1: CDC Indicators		
Indicator	Butler County New Cases over 7 days	Status Level
<b>Community Level</b>	-	<b>LOW</b>
Positivity Rate	10.78% of tests performed in Butler County	High Positivity (Over 9.99% of tests)
Incidence per 100,000 population	41.5 per 100,000	Moderate Spread (10.00-49.99 per 100,000)

The Butler County General Health District will continue to monitor transmission levels based on previous CDC indicators; however, generalized guidance will now be based on the CDC's Community Level indicators.

Based on the criteria for community levels and Butler County's figures, Butler County is at **Low community levels and High transmission**.

**Figure 1. Cases by Date of Event Since February 1, 2022**



All figures show reported cases of COVID-19 in Butler County as of 0800 EDT 03/16/2023. Due to delays in reporting, the numbers of confirmed and probable cases on all figures are subject to change between reports and confirmed and probable case counts are likely to increase. \*This should not be assumed to be the total disease burden of COVID-19 in Butler County only those that have been laboratory confirmed OR meet ODH probable case criteria AND reported to Public Health.

\*Data is provisional – only confirmed or probable COVID-19 cases are included in counts. Report reflects time period since the introduction of SARS-CoV-2 into humans, measured in days. Data accessed from the Ohio Disease Reporting System (ODRS) on 03/16/2023 at 0800 EDT.

\*\*Deaths are now reconciled to the Ohio Department of Health's available data to avoid discrepancies between the state and local numbers. ODH's protocol has changed to avoid reconciliation errors and now only includes those deaths that have been reconciled with Vital statistics and may not match what has been reported to the CDC which are provisional numbers. This is a lagging indicator and will be multiple weeks behind.

#Gathered from CDC's Data Tracker of Butler County 03/16/2023 0800 EDT accessible at <https://covid.cdc.gov/covid-data-tracker/#county-view>

Figure 2. Reported Cases of COVID-19 by Date of Event 2020-2023\*

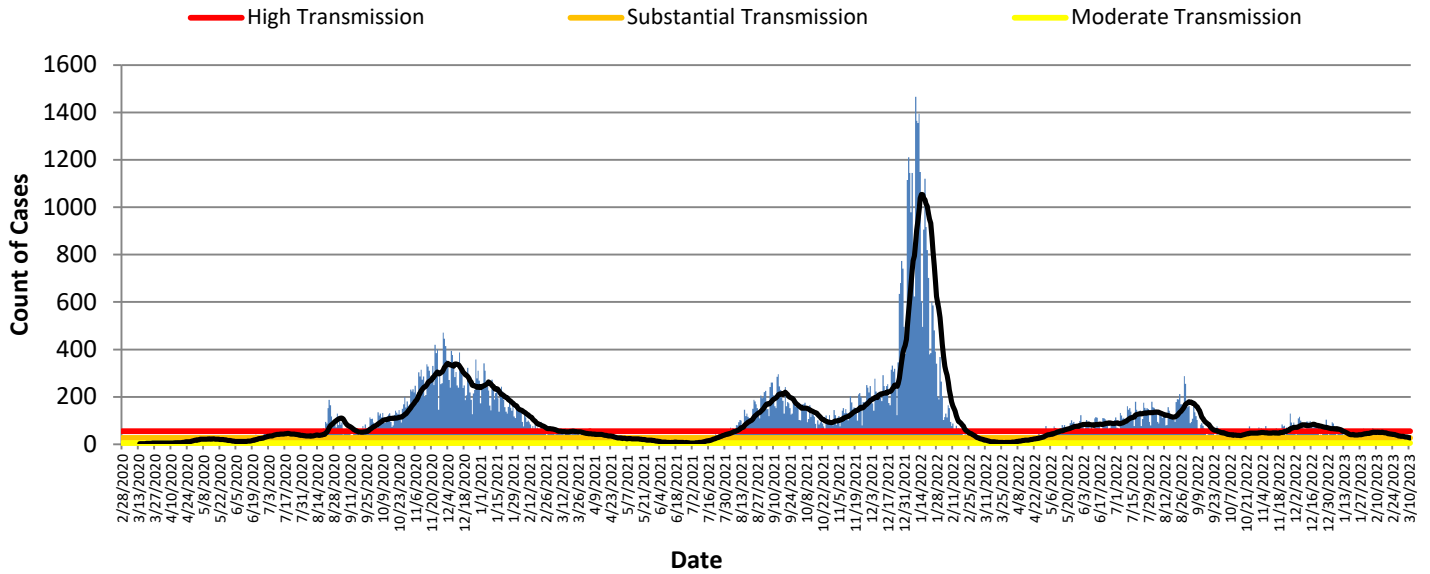


Table 2: Total Reported* Cases by ZIP Code						
ZIP Code	Number of Cases	New Cases (03/05-03/11)	Change in cases from previous 7 days (02/26-03/04)	Transmission	% of Cases	
45011	21648	32	-30.4%	Moderate	18.3%	
45044	17000	31	-20.5%	Substantial	14.4%	
45013	15871	25	-10.7%	Moderate	13.4%	
45069	15960	21	-8.7%	Moderate	13.5%	
45014	13906	16	-27.3%	Moderate	11.8%	
45056	7830	8	-11.1%	Moderate	6.6%	
45042	7902	15	25.0%	Substantial	6.7%	
45067	4739	5	-54.5%	Moderate	4.0%	
45050	3311	3	-70.0%	Moderate	2.8%	
45015	3406	4	-33.3%	Moderate	2.9%	
45241	1820	2	-75.0%		1.5%	
45053	800	0		Low	0.7%	
45005	794	0	-100.0%		0.7%	
45064	490	0			0.4%	
45246	216	0			0.2%	
45062	176	0			0.1%	
Cases lacking zip code information or from zip codes with too few cases	2,372	0		-	2.0%	
<b>Butler County (inclusive)</b>	<b>118,241</b>	<b>162</b>	<b>-58 (-26.4%)</b>	<b>Moderate</b>	<b>100%</b>	

Zip-codes that have no transmissions rates have most of their populations outside of Butler County. Zip-codes with too few cases have been removed for privacy concerns.

**New Cases are determined by "Date of Event" which is when the case was ill/test was collected. CDC determines new cases by "Date of Report".**

Table 2 shows the zip-code level data that is new for this week.

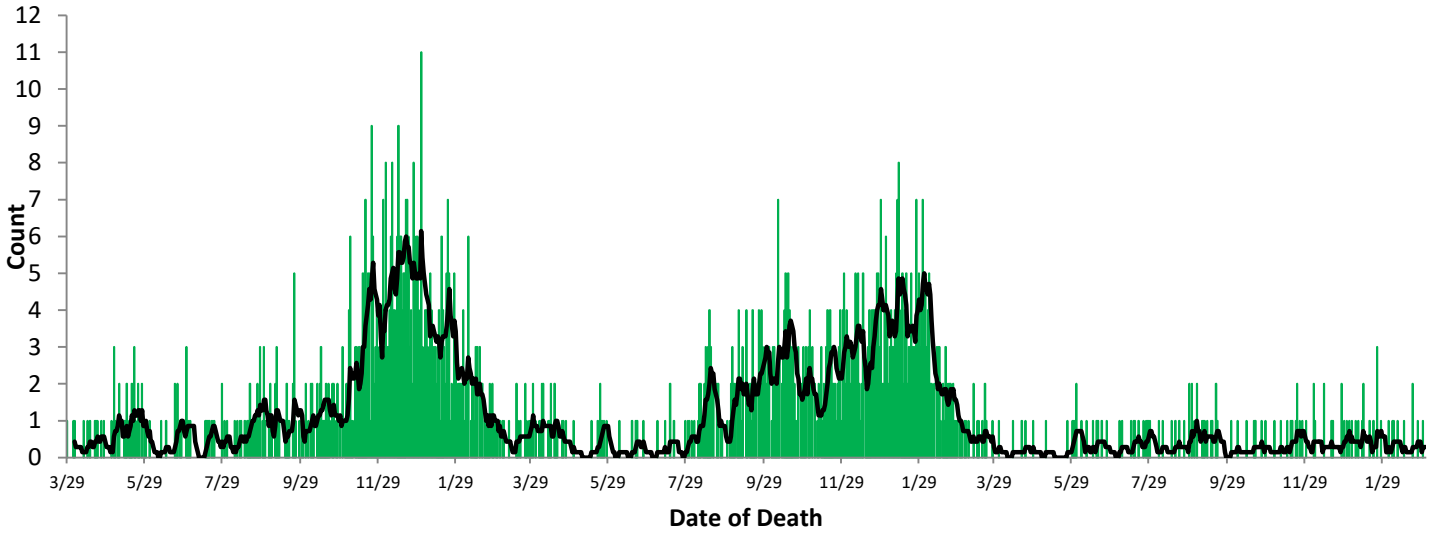
All figures show reported cases of COVID-19 in Butler County as of 0800 EDT 03/16/2023. Due to delays in reporting, the numbers of confirmed and probable cases on all figures are subject to change between reports and confirmed and probable case counts are likely to increase. \*This should not be assumed to be the total disease burden of COVID-19 in Butler County only those that have been laboratory confirmed OR meet ODH probable case criteria AND reported to Public Health.

\*Data is provisional - only confirmed or probable COVID-19 cases are included in counts. Report reflects time period since the introduction of SARS-CoV-2 into humans, measured in days. Data accessed from the Ohio Disease Reporting System (ODRS) on 03/16/2023 at 0800 EDT.

\*\*Deaths are now reconciled to the Ohio Department of Health's available data to avoid discrepancies between the state and local numbers. ODH's protocol has changed to avoid reconciliation errors and now only includes those deaths that have been reconciled with Vital statistics and may not match what has been reported to the CDC which are provisional numbers. This is a lagging indicator and will be multiple weeks behind.

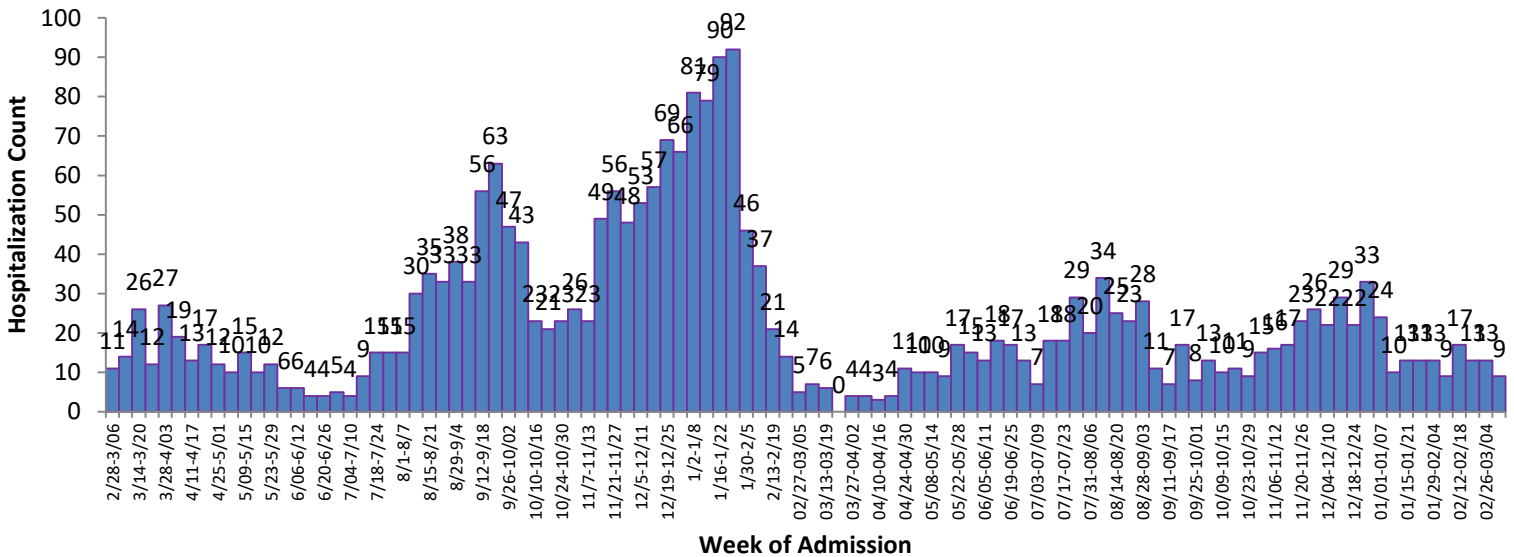
#Gathered from CDC's Data Tracker of Butler County 03/16/2023 0800 EDT accessible at <https://covid.cdc.gov/covid-data-tracker/#county-view>

**Figure 3. Confirmed COVID-19 Deaths by date of death, 2020-23\*\***



Figures 3 and 4 show severe case outcomes. These are both lagging indicators since it typically takes time for a case to succumb to COVID and well over a month for a COVID-19 death to be verified. Deaths will take about 4-6 weeks to begin to register for last week.

**Figure 4. COVID-19 Hospitalizations of Butler County Residents by Week since the first week of March 2021**



All figures show reported cases of COVID-19 in Butler County as of 0800 EDT 03/16/2023. Due to delays in reporting, the numbers of confirmed and probable cases on all figures are subject to change between reports and confirmed and probable case counts are likely to increase. \*This should not be assumed to be the total disease burden of COVID-19 in Butler County only those that have been laboratory confirmed OR meet ODH probable case criteria AND reported to Public Health.

\*\*Data is provisional – only confirmed or probable COVID-19 cases are included in counts. Report reflects time period since the introduction of SARS-CoV-2 into humans, measured in days. Data accessed from the Ohio Disease Reporting System (ODRS) on 03/16/2023 at 0800 EDT.

\*\*Deaths are now reconciled to the Ohio Department of Health's available data to avoid discrepancies between the state and local numbers. ODH's protocol has changed to avoid reconciliation errors and now only includes those deaths that have been reconciled with Vital statistics and may not match what has been reported to the CDC which are provisional numbers. This is a lagging indicator and will be multiple weeks behind.

#Gathered from CDC's Data Tracker of Butler County 03/16/2023 0800 EDT accessible at <https://covid.cdc.gov/covid-data-tracker/#county-view>