

## Butler County General Health District's 122<sup>nd</sup> COVID-19 Update (06/25/2022) Confirmed and Probable COVID-19 Cases Reported to Butler County\* Butler County Residents, 2020-22

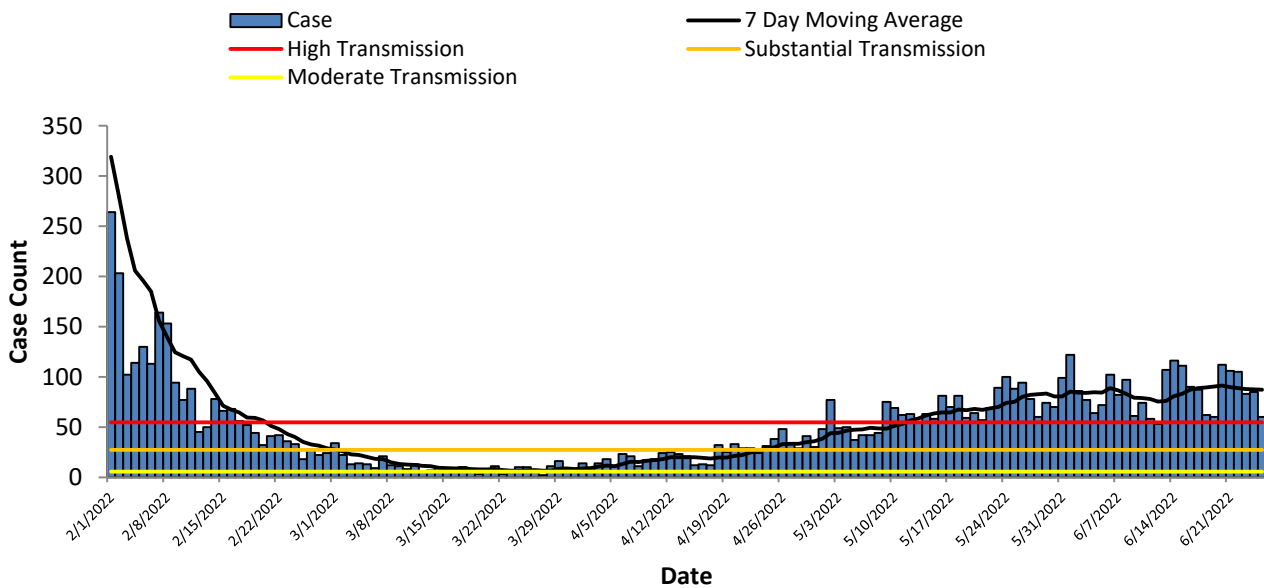
<b>Total # of Cases (06/25):</b>	<b>98,740*</b>
<b>ODH verified Deaths (06/25):</b>	<b>1,161**</b>
<b>Hospitalizations (06/25):</b>	<b>3,340</b>
<b>First Case Reported:</b>	<b>3/11/2020</b>
<b>Last Case Reported (so far):</b>	<b>06/25/2022</b>
<b>Confirmed Cases:</b>	<b>73,892</b>
<b>Probable Cases:</b>	<b>24,848</b>
<b>Age Range:</b>	<b>&lt;1-103</b>
<b>Median Age:</b>	<b>37</b>
<b>Mean Age:</b>	<b>38.2</b>
<b>Incidence (thru 06/25):</b>	<b>25,771.7 per 100,000</b>
<b>Prevalence (thru 06/25):</b>	<b>25.8% of BC population</b>
<b>7-Day Positivity Rate (06/30):</b>	<b>18.1<sup>#</sup>% of tests performed in BC</b>

Table 1: CDC Indicators		
Indicator	Butler County New Cases over 7 days	Status Level According to CDC
<b>Community Level</b>	-	<b>Low</b>
Positivity Rate	18.13% of tests performed in Butler County	High Positivity (over 9.99% of tests)
Incidence per 100,000 population	156.5 per 100,000	High Spread (over 99.99 per 100,000)

The Butler County General Health District will continue to monitor transmission levels based on previous CDC indicators; however, generalized guidance will now be based on the CDC's Community Level indicators.

Cases did drop from the previous week, but delayed reports from the previous week may make that decrease somewhat misleading. So cases over a longer period of time are steadily increasing. Community level remains low for now due to hospitalization figures in Butler County.

**Figure 1. Cases by Date of Event Since February 1, 2022**



All figures show reported cases of COVID-19 in Butler County as of 0800 EDT 06/30/2022. Due to delays in reporting, the numbers of confirmed and probable cases on all figures are subject to change between reports and confirmed and probable case counts are likely to increase. \*This should not be assumed to be the total disease burden of COVID-19 in Butler County only those that have been laboratory confirmed OR meet ODH probable case criteria AND reported to Public Health.

\*Data is provisional – only confirmed or probable COVID-19 cases are included in counts. Report reflects time period since the introduction of SARS-CoV-2 into humans, measured in days. Data accessed from the Ohio Disease Reporting System (ODRS) on 06/30/2022 at 0800 EDT.

\*\*Deaths are now reconciled to the Ohio Department of Health's available data to avoid discrepancies between the state and local numbers. ODH's protocol has changed to avoid reconciliation errors and now only includes those deaths that have been reconciled with Vital statistics and may not match what has been reported to the CDC which are provisional numbers. This is a lagging indicator and will be multiple weeks behind.

#Gathered from CDC's Data Tracker of Butler County 06/30/2022 0800 EDT accessible at <https://covid.cdc.gov/covid-data-tracker/#county-view>

Figure 2. Reported Cases of COVID-19 by Date of Event 2020-2022\*

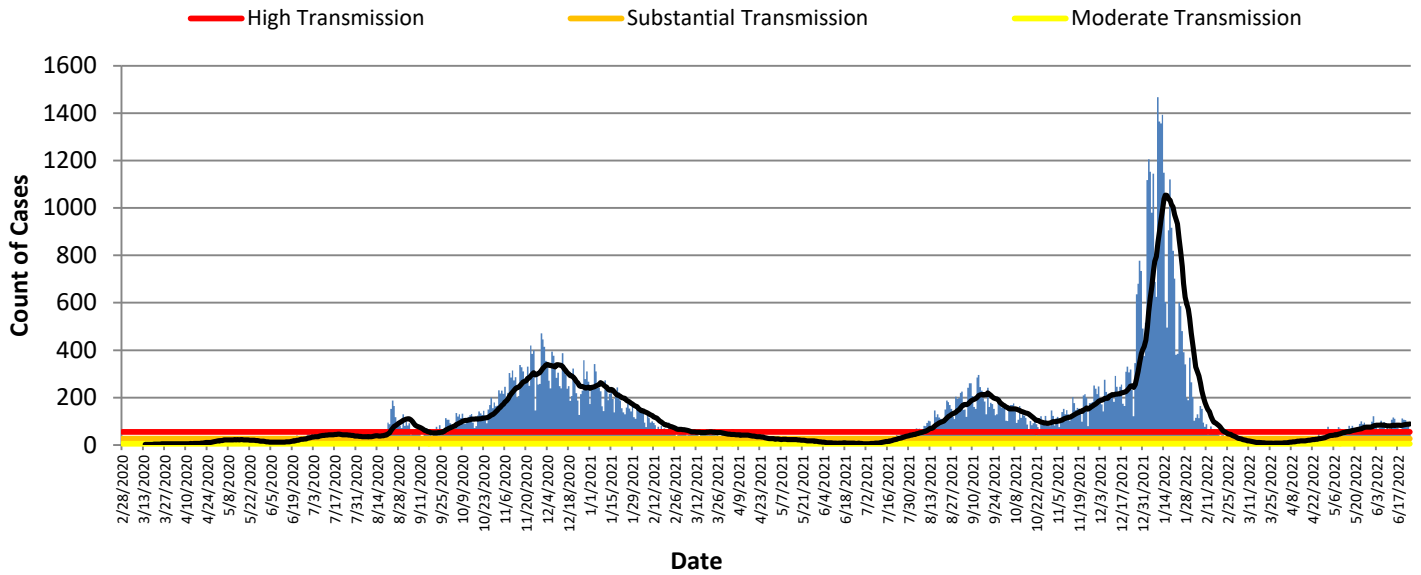


Table 2: Total Reported* Cases by ZIP Code							
ZIP Code	Number of Cases	New Cases (06/19-06/25)	Change in cases from previous 7 days (06/12-06/18)		Transmission	% of Cases	
45011	18199	128	7.6%		High	18.4%	
45044	14019	92	7.0%		High	14.2%	
45013	13167	73	-18.0%		High	13.3%	
45069	13393	93	-13.1%		High	13.6%	
45014	11679	66	-7.0%		High	11.8%	
45056	6388	16	-52.9%		Substantial	6.5%	
45042	6559	48	29.7%		High	6.6%	
45067	4025	26	73.3%		High	4.1%	
45050	2827	19	35.7%		High	2.9%	
45015	2787	11	-35.3%		Substantial	2.8%	
45241	1515	17	88.9%			1.5%	
45053	705	4	-50.0%		High	0.7%	
45005	631	5	-16.7%		-	0.6%	
45064	389	3	50.0%		-	0.4%	
45246	185	0	-100.0%		-	0.2%	
45062	150	1	-		-	0.2%	
Cases lacking zip code information or from zip codes with too few cases	2,122	9			-	2.1%	
<b>Butler County (inclusive)</b>	<b>98,740</b>	<b>611</b>	<b>-15 (-2.4%)</b>		<b>High</b>	<b>100%</b>	

Zip-codes that have transmissions not rated have most of their populations outside of Butler County. Zip-codes with too few cases have been removed for privacy concerns.

**New Cases are determined by "Date of Event" which is when the case was ill/test was collected. CDC determines new cases by "Date of Report".**

Table 2 shows the zip-code level data that is new for this week. Almost all zip codes are in high transmission.

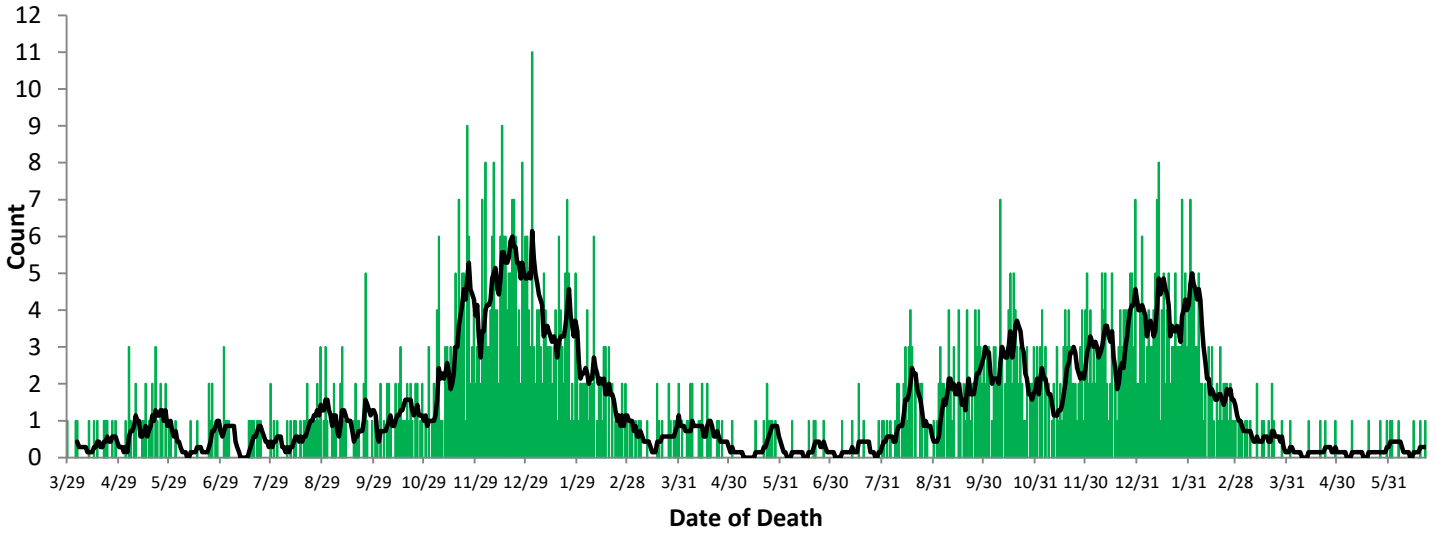
All figures show reported cases of COVID-19 in Butler County as of 0800 EDT 06/30/2022. Due to delays in reporting, the numbers of confirmed and probable cases on all figures are subject to change between reports and confirmed and probable case counts are likely to increase. \*This should not be assumed to be the total disease burden of COVID-19 in Butler County only those that have been laboratory confirmed OR meet ODH probable case criteria AND reported to Public Health.

\*Data is provisional – only confirmed or probable COVID-19 cases are included in counts. Report reflects time period since the introduction of SARS-CoV-2 into humans, measured in days. Data accessed from the Ohio Disease Reporting System (ODRS) on 06/30/2022 at 0800 EDT.

\*\*Deaths are now reconciled to the Ohio Department of Health's available data to avoid discrepancies between the state and local numbers. ODH's protocol has changed to avoid reconciliation errors and now only includes those deaths that have been reconciled with Vital statistics and may not match what has been reported to the CDC which are provisional numbers. This is a lagging indicator and will be multiple weeks behind.

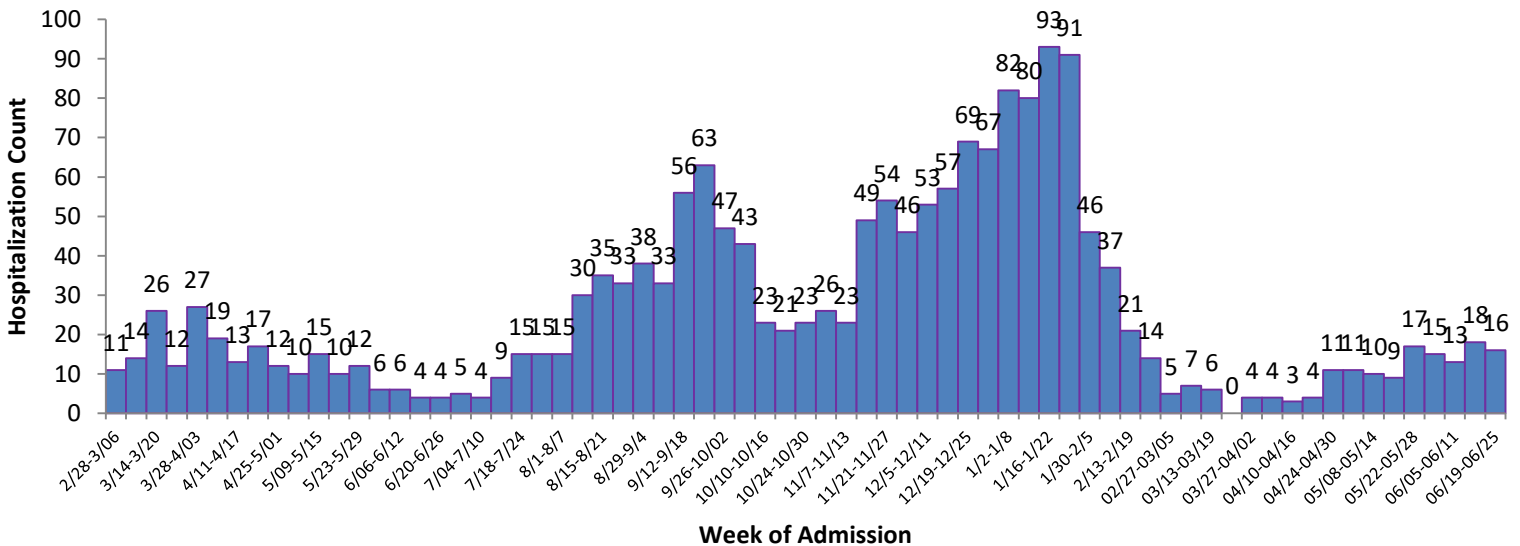
#Gathered from CDC's Data Tracker of Butler County 06/30/2022 0800 EDT accessible at <https://covid.cdc.gov/covid-data-tracker/#county-view>

Figure 3. Confirmed COVID-19 Deaths by date of death, 2020-22\*\*



Figures 3 and 4 show severe case outcomes. These are both lagging indicators since it typically takes time for a case to succumb to COVID and well over a month for a COVID-19 death to be verified. Deaths will take about 4-6 weeks to begin to register for last week.

Figure 4. COVID-19 Hospitalizations of Butler County Residents by Week since the first week of March 2021



All figures show reported cases of COVID-19 in Butler County as of 0800 EDT 06/30/2022. Due to delays in reporting, the numbers of confirmed and probable cases on all figures are subject to change between reports and confirmed and probable case counts are likely to increase. \*This should not be assumed to be the total disease burden of COVID-19 in Butler County only those that have been laboratory confirmed OR meet ODH probable case criteria AND reported to Public Health.

\*\*Data is provisional – only confirmed or probable COVID-19 cases are included in counts. Report reflects time period since the introduction of SARS-CoV-2 into humans, measured in days. Data accessed from the Ohio Disease Reporting System (ODRS) on 06/30/2022 at 0800 EDT.

\*\*Deaths are now reconciled to the Ohio Department of Health's available data to avoid discrepancies between the state and local numbers. ODH's protocol has changed to avoid reconciliation errors and now only includes those deaths that have been reconciled with Vital statistics and may not match what has been reported to the CDC which are provisional numbers. This is a lagging indicator and will be multiple weeks behind.

#Gathered from CDC's Data Tracker of Butler County 06/30/2022 0800 EDT accessible at <https://covid.cdc.gov/covid-data-tracker/#county-view>