

## Butler County General Health District's 149<sup>th</sup> COVID-19 Update (12/31/2022)

### Confirmed and Probable COVID-19 Cases Reported to Butler County\* Butler County Residents, 2020-22

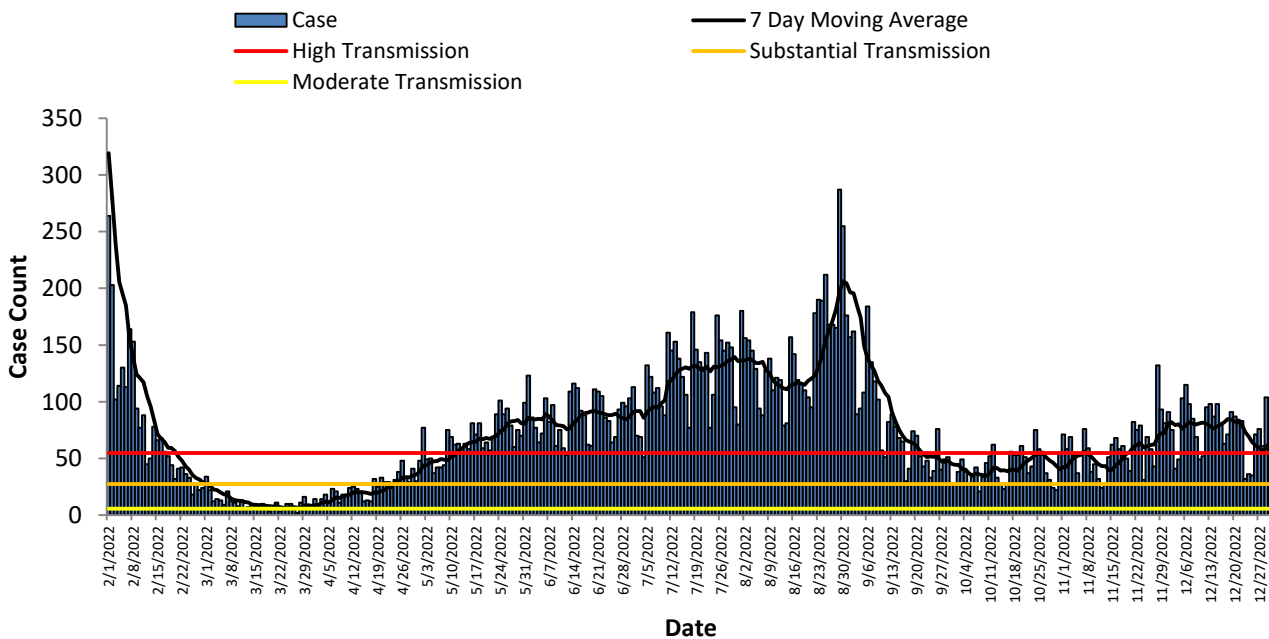
<b>Total # of Cases (12/31):</b>	<b>115,208*</b>
<b>ODH verified Deaths (12/31):</b>	<b>1,224**</b>
<b>Hospitalizations (12/31):</b>	<b>3,826</b>
<b>First Case Reported:</b>	<b>3/11/2020</b>
<b>Last Case Reported (so far):</b>	<b>12/31/2022</b>
<b>Confirmed Cases:</b>	<b>82,514</b>
<b>Probable Cases:</b>	<b>32,694</b>
<b>Age Range:</b>	<b>&lt;1-103</b>
<b>Median Age:</b>	<b>37</b>
<b>Mean Age:</b>	<b>38.8</b>
<b>Incidence (thru 12/31):</b>	<b>29,513.5 per 100,000</b>
<b>Prevalence (thru 12/31):</b>	<b>29.5% of BC population</b>
<b>7-Day Positivity Rate (01/05):</b>	<b>13.2% of tests performed in BC</b>

Table 1: CDC Indicators		
Indicator	Butler County New Cases over 7 days	Status Level
<b>Community Level</b>	-	<b>MEDIUM</b>
Positivity Rate	13.2% of tests performed in Butler County	HIGH Positivity (Over 9.99% of tests)
Incidence per 100,000 population	115.5 per 100,000	HIGH Spread (Over 99.99 per 100,000)

The Butler County General Health District will continue to monitor transmission levels based on previous CDC indicators; however, generalized guidance will now be based on the CDC's Community Level indicators.

Based on the criteria for community levels and Butler County's figures, Butler County is at **Medium community levels** and **HIGH transmission**.

**Figure 1. Cases by Date of Event Since February 1, 2022**



All figures show reported cases of COVID-19 in Butler County as of 0800 EDT 01/05/2022. Due to delays in reporting, the numbers of confirmed and probable cases on all figures are subject to change between reports and confirmed and probable case counts are likely to increase. \*This should not be assumed to be the total disease burden of COVID-19 in Butler County only those that have been laboratory confirmed OR meet ODH probable case criteria AND reported to Public Health.

\*\*Data is provisional – only confirmed or probable COVID-19 cases are included in counts. Report reflects time period since the introduction of SARS-CoV-2 into humans, measured in days. Data accessed from the Ohio Disease Reporting System (ODRS) on 01/05/2022 at 0800 EDT.

\*\*Deaths are now reconciled to the Ohio Department of Health's available data to avoid discrepancies between the state and local numbers. ODH's protocol has changed to avoid reconciliation errors and now only includes those deaths that have been reconciled with Vital statistics and may not match what has been reported to the CDC which are provisional numbers. This is a lagging indicator and will be multiple weeks behind.

#Gathered from CDC's Data Tracker of Butler County 01/05/2022 0800 EDT accessible at <https://covid.cdc.gov/covid-data-tracker/#county-view>

Figure 2. Reported Cases of COVID-19 by Date of Event 2020-2022\*

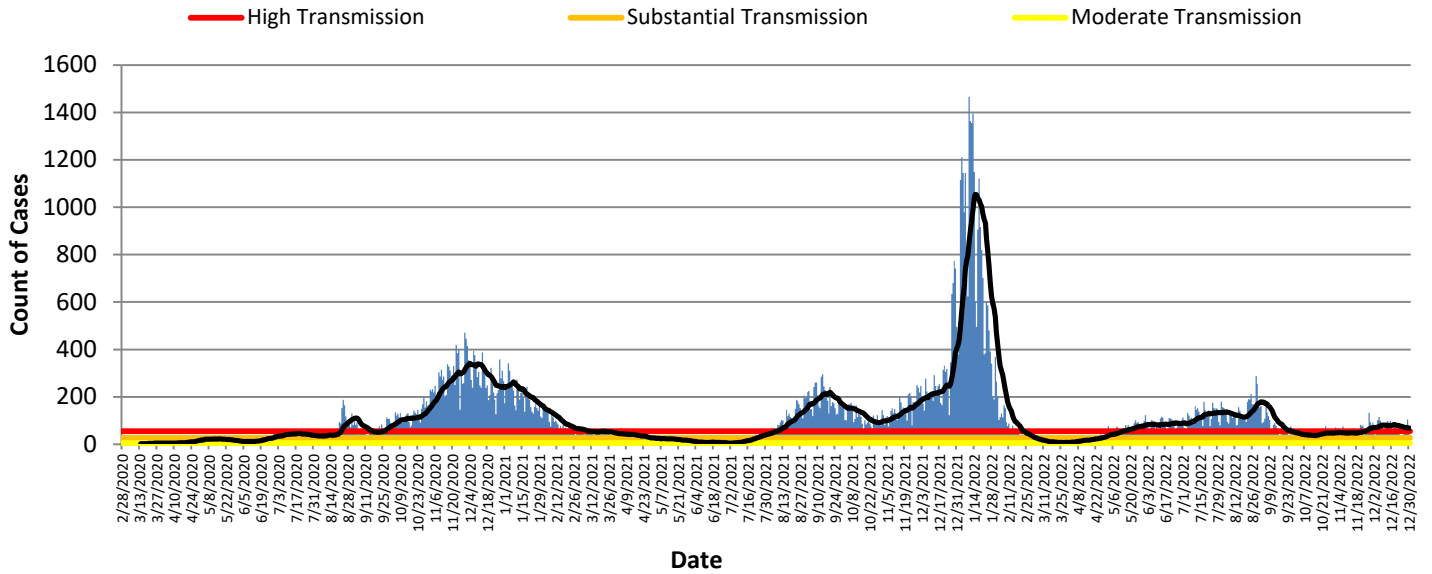


Table 2: Total Reported* Cases by ZIP Code						
ZIP Code	Number of Cases	New Cases (12/25-12/31)	Change in cases from previous 7 days (12/18-12/24)	Transmission	% of Cases	
45011	21083	70	0.0%	High	18.3%	
45044	16579	66	-12.0%	High	14.4%	
45013	15411	68	-10.5%	High	13.4%	
45069	15565	63	-8.7%	High	13.5%	
45014	13563	61	-16.4%	High	11.8%	
45056	7659	15	-16.7%	Substantial	6.6%	
45042	7683	42	5.0%	High	6.7%	
45067	4627	16	0.0%	High	4.0%	
45050	3229	15	7.1%	High	2.8%	
45015	3329	15	0.0%	High	2.9%	
45241	1761	5	-28.6%		1.5%	
45053	784	6	200.0%	High	0.7%	
45005	753	2	-60.0%		0.7%	
45064	471	2	100.0%		0.4%	
45246	213	1	-		0.2%	
45062	173	0	-		0.2%	
Cases lacking zip code information or from zip codes with too few cases	2,325			-	2.0%	
<b>Butler County (inclusive)</b>	<b>114,728</b>	<b>451</b>	<b>-33 (-6.82%)</b>	<b>HIGH</b>	<b>100%</b>	

Zip-codes that have no transmissions rates have most of their populations outside of Butler County. Zip-codes with too few cases have been removed for privacy concerns.

**New Cases are determined by "Date of Event" which is when the case was ill/test was collected. CDC determines new cases by "Date of Report".**

Table 2 shows the zip-code level data that is new for this week.

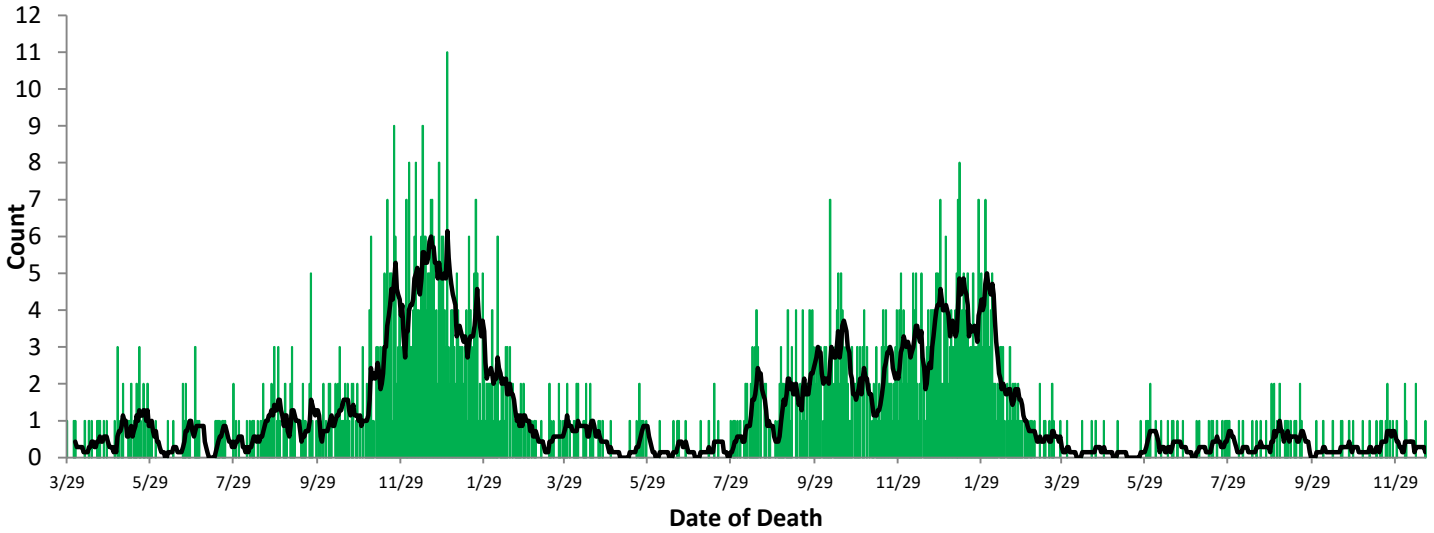
All figures show reported cases of COVID-19 in Butler County as of 0800 EDT 01/05/2022. Due to delays in reporting, the numbers of confirmed and probable cases on all figures are subject to change between reports and confirmed and probable case counts are likely to increase. \*This should not be assumed to be the total disease burden of COVID-19 in Butler County only those that have been laboratory confirmed OR meet ODH probable case criteria AND reported to Public Health.

\*Data is provisional – only confirmed or probable COVID-19 cases are included in counts. Report reflects time period since the introduction of SARS-CoV-2 into humans, measured in days. Data accessed from the Ohio Disease Reporting System (ODRS) on 01/05/2022 at 0800 EDT.

\*\*Deaths are now reconciled to the Ohio Department of Health's available data to avoid discrepancies between the state and local numbers. ODH's protocol has changed to avoid reconciliation errors and now only includes those deaths that have been reconciled with Vital statistics and may not match what has been reported to the CDC which are provisional numbers. This is a lagging indicator and will be multiple weeks behind.

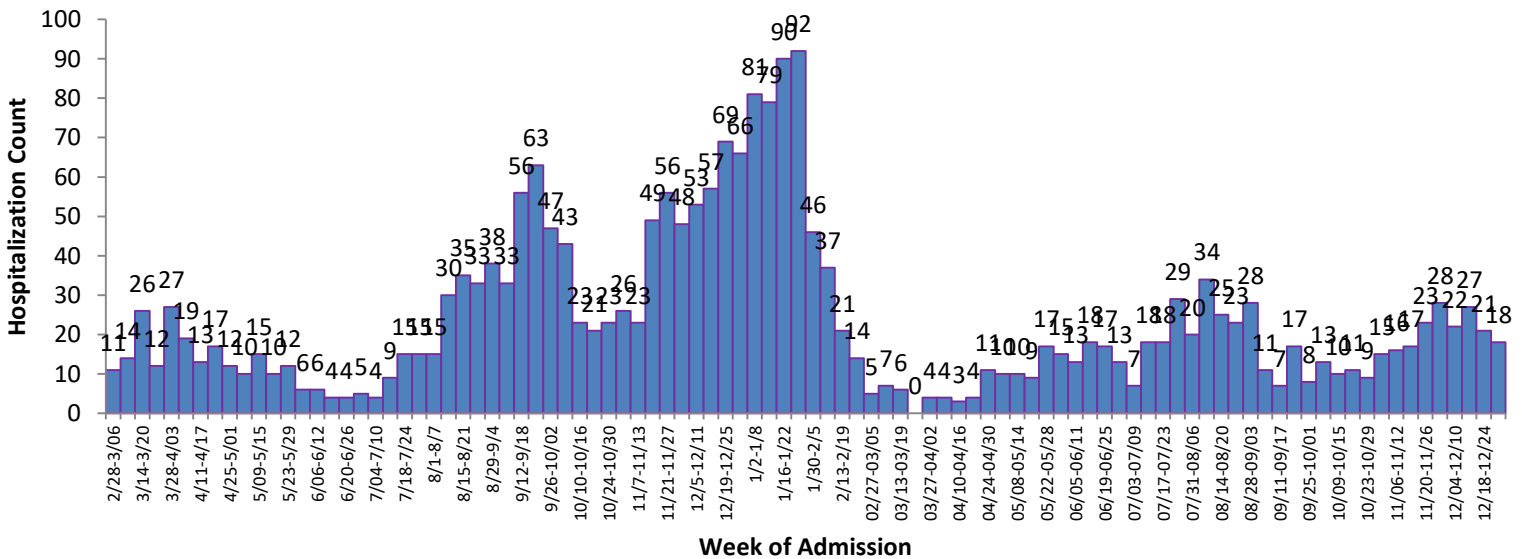
#Gathered from CDC's Data Tracker of Butler County 01/05/2022 0800 EDT accessible at <https://covid.cdc.gov/covid-data-tracker/#county-view>

**Figure 3. Confirmed COVID-19 Deaths by date of death, 2020-22\*\***



Figures 3 and 4 show severe case outcomes. These are both lagging indicators since it typically takes time for a case to succumb to COVID and well over a month for a COVID-19 death to be verified. Deaths will take about 4-6 weeks to begin to register for last week.

**Figure 4. COVID-19 Hospitalizations of Butler County Residents by Week since the first week of March 2021**



All figures show reported cases of COVID-19 in Butler County as of 0800 EDT 01/05/2022. Due to delays in reporting, the numbers of confirmed and probable cases on all figures are subject to change between reports and confirmed and probable case counts are likely to increase. \*This should not be assumed to be the total disease burden of COVID-19 in Butler County only those that have been laboratory confirmed OR meet ODH probable case criteria AND reported to Public Health.

\*\*Data is provisional – only confirmed or probable COVID-19 cases are included in counts. Report reflects time period since the introduction of SARS-CoV-2 into humans, measured in days. Data accessed from the Ohio Disease Reporting System (ODRS) on 01/05/2022 at 0800 EDT.

\*\*Deaths are now reconciled to the Ohio Department of Health's available data to avoid discrepancies between the state and local numbers. ODH's protocol has changed to avoid reconciliation errors and now only includes those deaths that have been reconciled with Vital statistics and may not match what has been reported to the CDC which are provisional numbers. This is a lagging indicator and will be multiple weeks behind.

#Gathered from CDC's Data Tracker of Butler County 01/05/2022 0800 EDT accessible at <https://covid.cdc.gov/covid-data-tracker/#county-view>