

BUTLER COUNTY

There were **31** infant deaths in Butler County in 2016

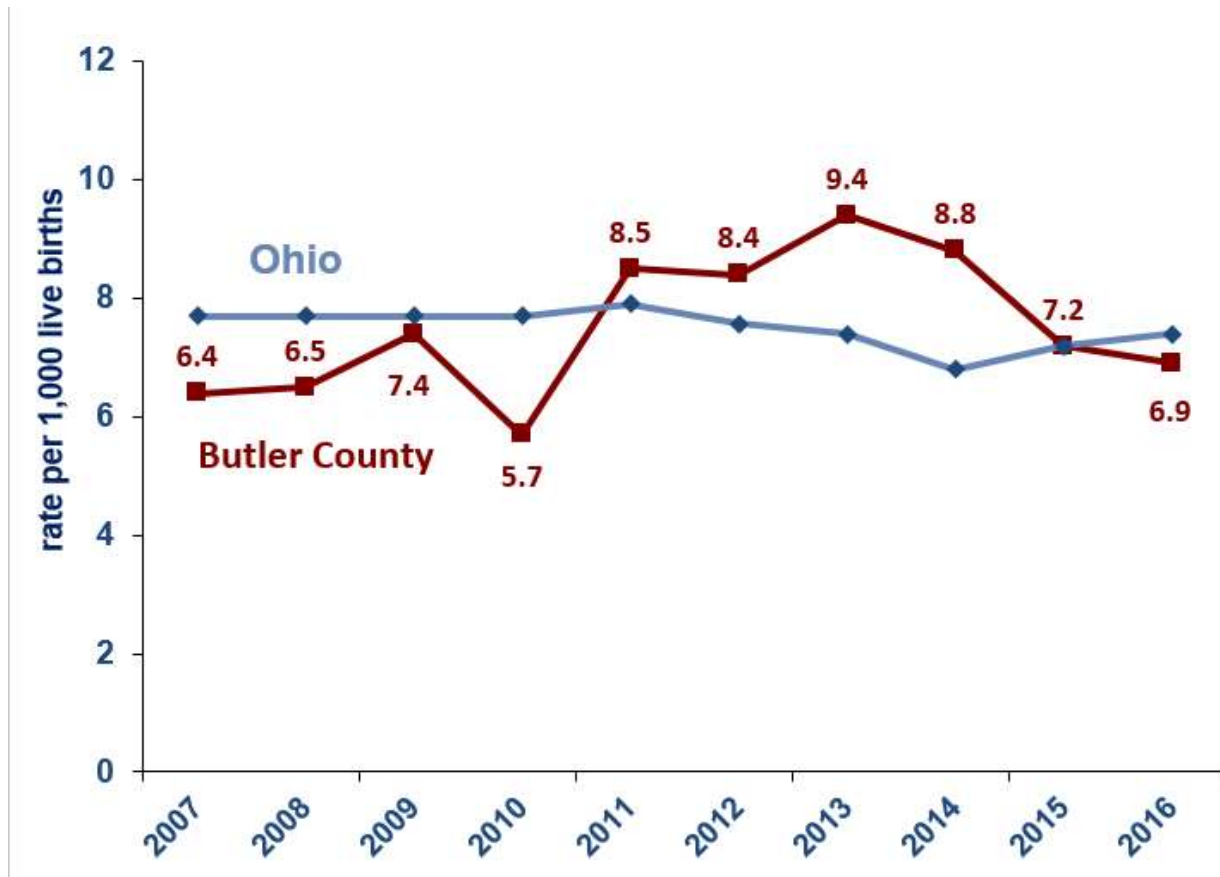
County Highlights

Between 2015 - 2016, Butler County experienced a...

- Decrease in the overall infant mortality rate from 7.2 to 6.9 (per 1,000 live births), respectively;
- 22.4% decrease in premature births among black women; and
- 9% reduction in the number of teen births.

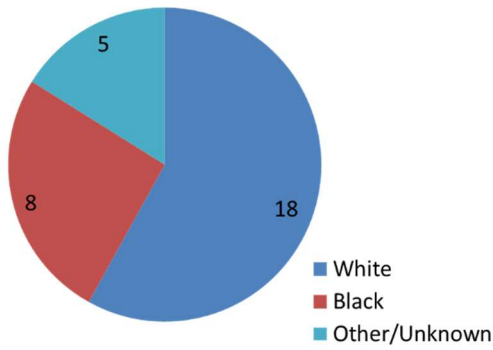


Infant Mortality Rate, Ohio & Butler County, 2007-2016

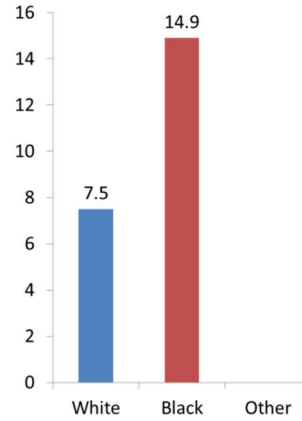


Infant Deaths by Race

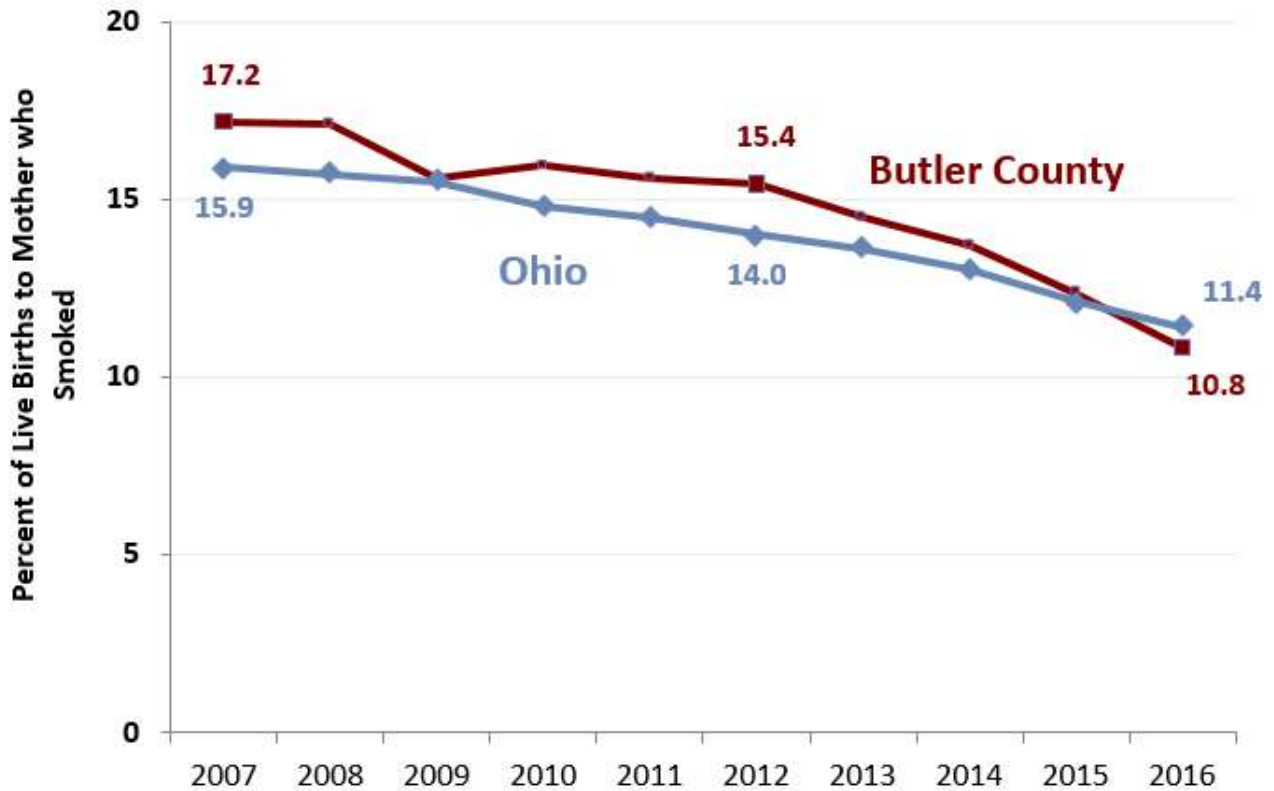
Number of Infant Deaths, 2016



2012-2016 Death Rate per 1,000 live births



Mother's Third Trimester Smoking Status, Ohio & Butler County, 2007-2016



**Interpregnancy Intervals (birth to conception) among Singleton Births
Ohio & Butler County, 2016**

| | Ohio | | | Butler | | |
|-------------|-----------|-------|-------|-----------|-------|-------|
| | All Races | White | Black | All Races | White | Black |
| < 18 months | 36.2% | 37.0% | 36.4% | 33.4% | 34.7% | 31.3% |

Infant Deaths by Gestational Age, Butler County, 2016

| Gestational Age | Number of Deaths |
|-----------------|------------------|
| < 20 Weeks | 7 |
| 20-23 Weeks | 5 |
| 24-27 Weeks | 4 |
| 28-33 Weeks | 4 |
| 34-36 Weeks | 5 |
| 37-41 Weeks | 5 |
| ≥ 42 Weeks | 0 |
| Unknown | 1 |

Infant Deaths by Birth Weight, Butler County, 2016

| Birthweight (grams) | Number of Deaths |
|---------------------|------------------|
| < 1500 | 10 |
| 1500-2499 | 5 |
| 2500-3999 | 7 |
| 4000+ | 0 |
| Unknown/Not Linked | 7 |

Note: Missing birth weight data is common for infant deaths.

Entry into 1st Trimester Prenatal Care, Butler County, 2015 and 2016

