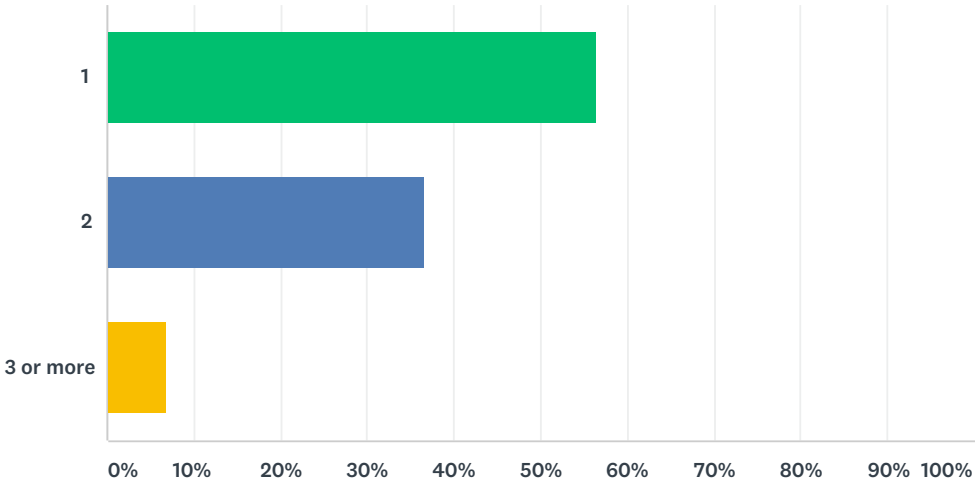


# Q1 How many children do you have who attend middle and high school in Winchester?

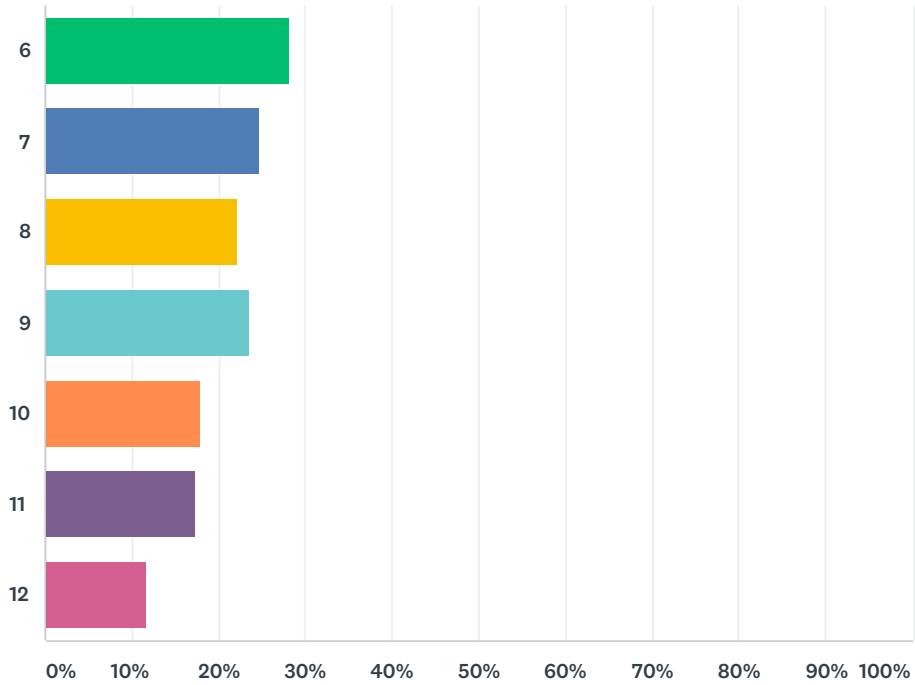
Answered: 926 Skipped: 0



ANSWER CHOICES	RESPONSES	
1	56.48%	523
2	36.61%	339
3 or more	6.91%	64
TOTAL		926

## Q2 What grade(s) are your children(ren) in?

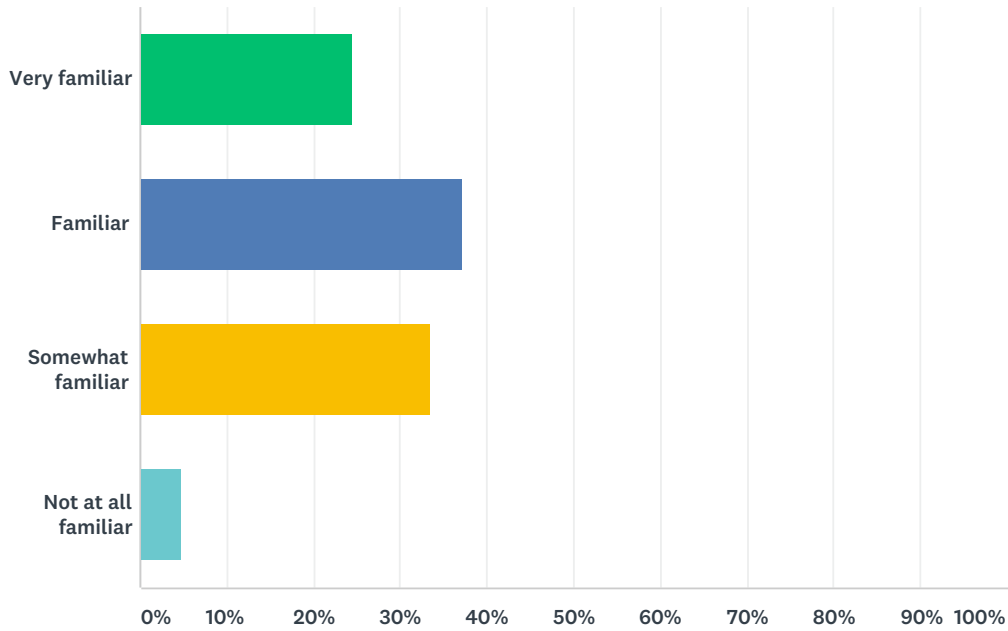
Answered: 926 Skipped: 0



ANSWER CHOICES	RESPONSES	
6	28.29%	262
7	24.62%	228
8	22.14%	205
9	23.65%	219
10	18.03%	167
11	17.28%	160
12	11.77%	109
Total Respondents: 926		

### Q3 How familiar are you with current research and discussion about changing middle and high school start times across the nation?

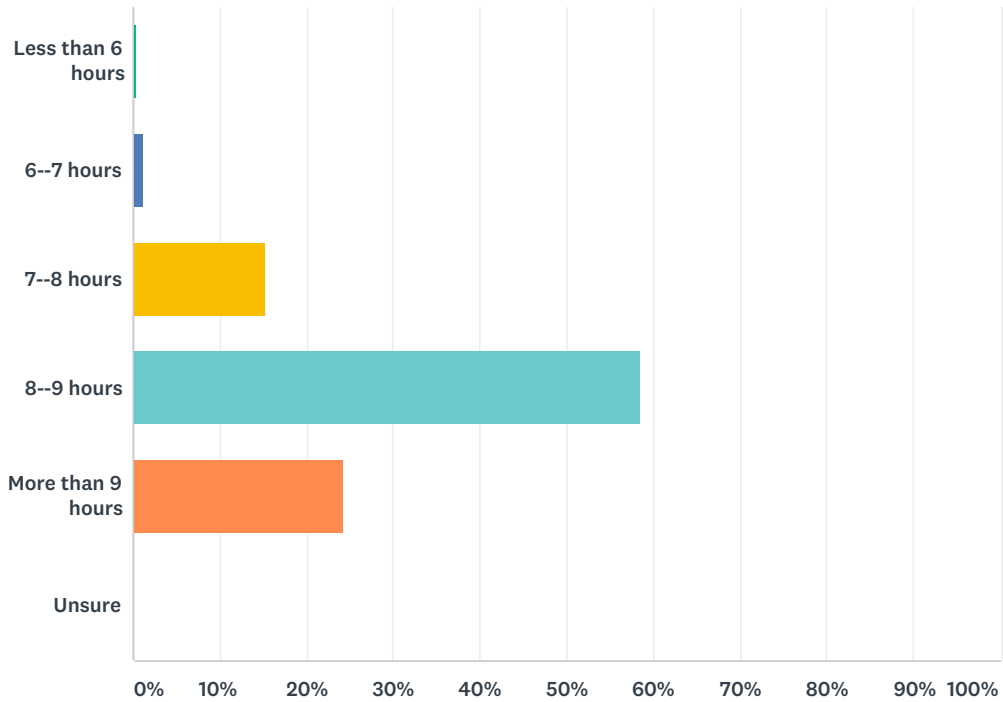
Answered: 926 Skipped: 0



ANSWER CHOICES	RESPONSES	
Very familiar	24.51%	227
Familiar	37.26%	345
Somewhat familiar	33.48%	310
Not at all familiar	4.75%	44
<b>TOTAL</b>		<b>926</b>

### Q4 How much sleep do you think middle and high school students need, optimally, on average per night?

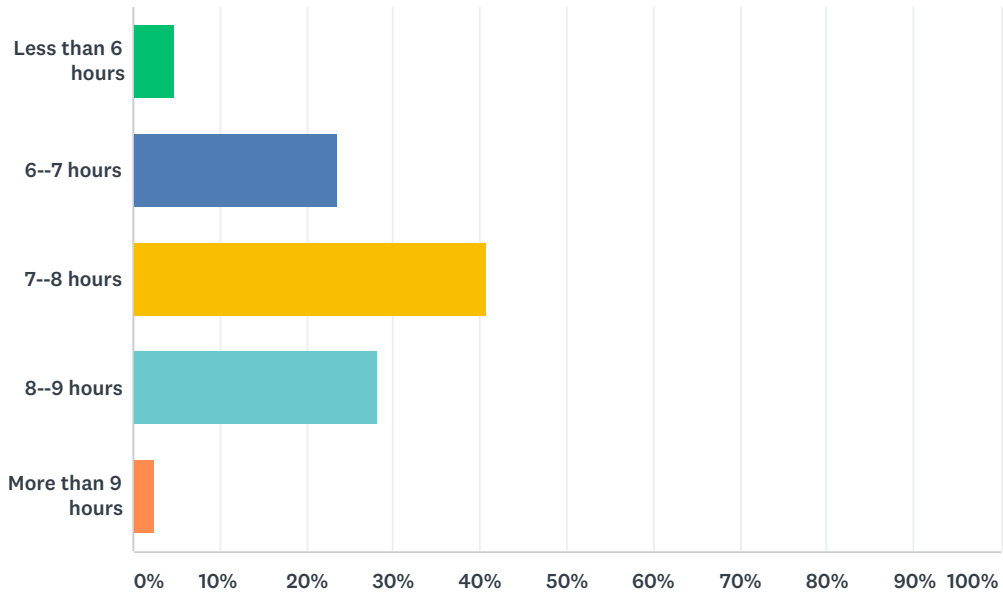
Answered: 926 Skipped: 0



ANSWER CHOICES	RESPONSES
Less than 6 hours	0.32% 3
6--7 hours	1.30% 12
7--8 hours	15.33% 142
8--9 hours	58.64% 543
More than 9 hours	24.19% 224
Unsure	0.22% 2
<b>TOTAL</b>	<b>926</b>

### Q5 How many hours sleep does/do your child(ren) get each night during the school week, on average?

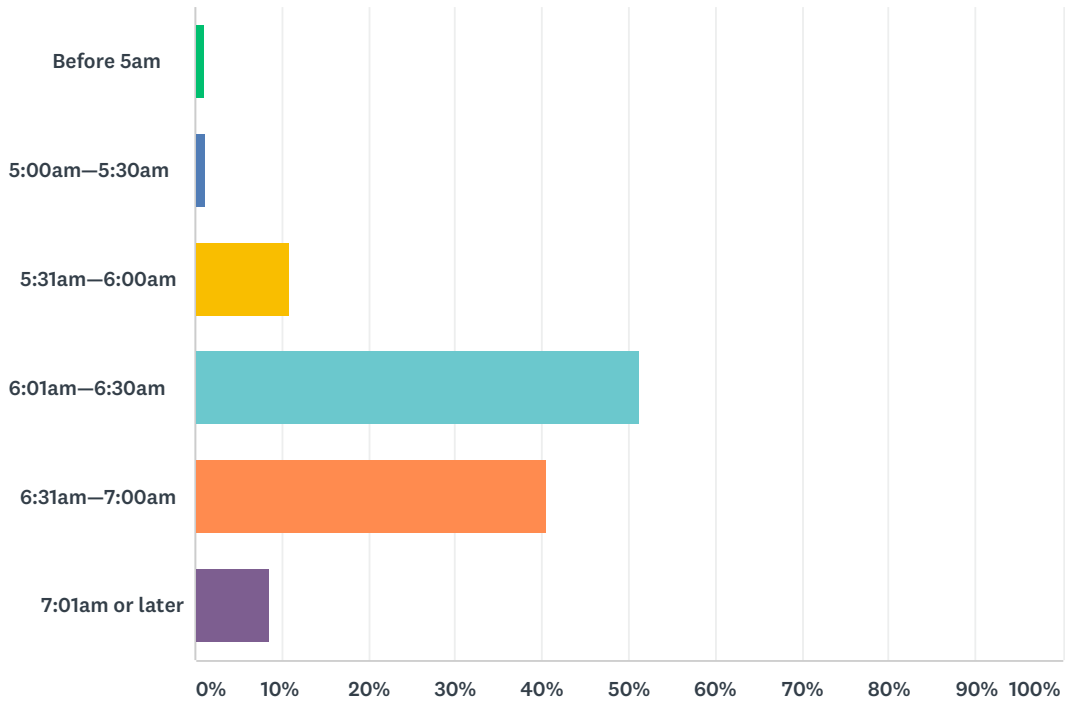
Answered: 926 Skipped: 0



ANSWER CHOICES	RESPONSES	
Less than 6 hours	4.75%	44
6--7 hours	23.65%	219
7--8 hours	40.71%	377
8--9 hours	28.29%	262
More than 9 hours	2.59%	24
<b>TOTAL</b>		<b>926</b>

### Q6 On average, what time do/does your child/children wake up to go to school? (Check as many as apply.)

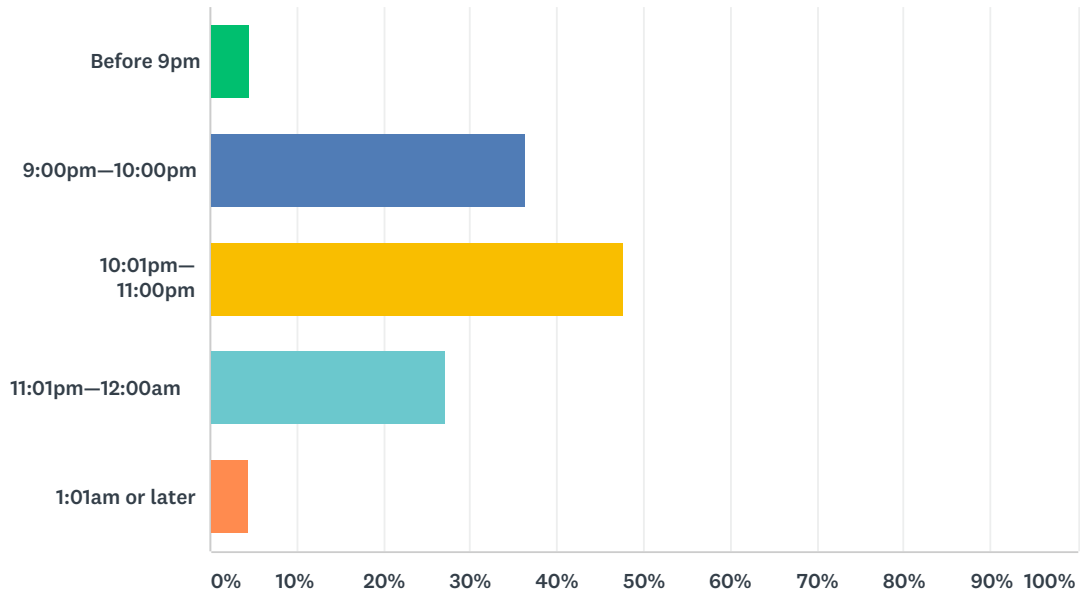
Answered: 926 Skipped: 0



ANSWER CHOICES	RESPONSES	
Before 5am	0.97%	9
5:00am—5:30am	1.19%	11
5:31am—6:00am	10.80%	100
6:01am—6:30am	51.30%	475
6:31am—7:00am	40.50%	375
7:01am or later	8.64%	80
Total Respondents: 926		

### Q7 On average, what time do/does your child/children fall asleep at night? (Choose all that apply.)

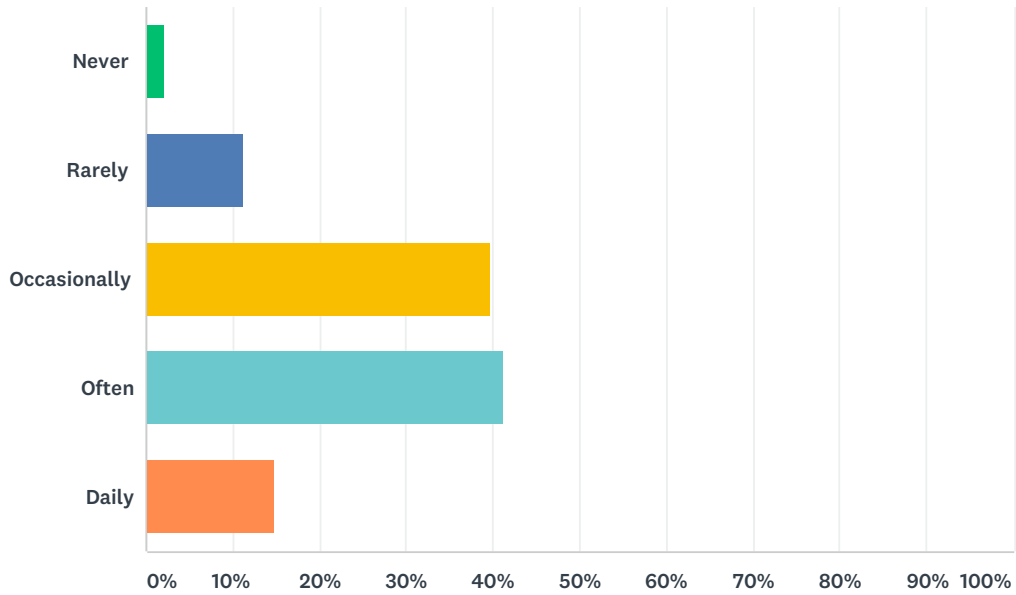
Answered: 926 Skipped: 0



ANSWER CHOICES	RESPONSES	
Before 9pm	4.54%	42
9:00pm—10:00pm	36.39%	337
10:01pm—11:00pm	47.73%	442
11:01pm—12:00am	27.11%	251
1:01am or later	4.43%	41
Total Respondents: 926		

Q8 On average, how often does/do your child(ren) seem tired during the school week? (Choose all that apply if you have more than one child.)

Answered: 926 Skipped: 0

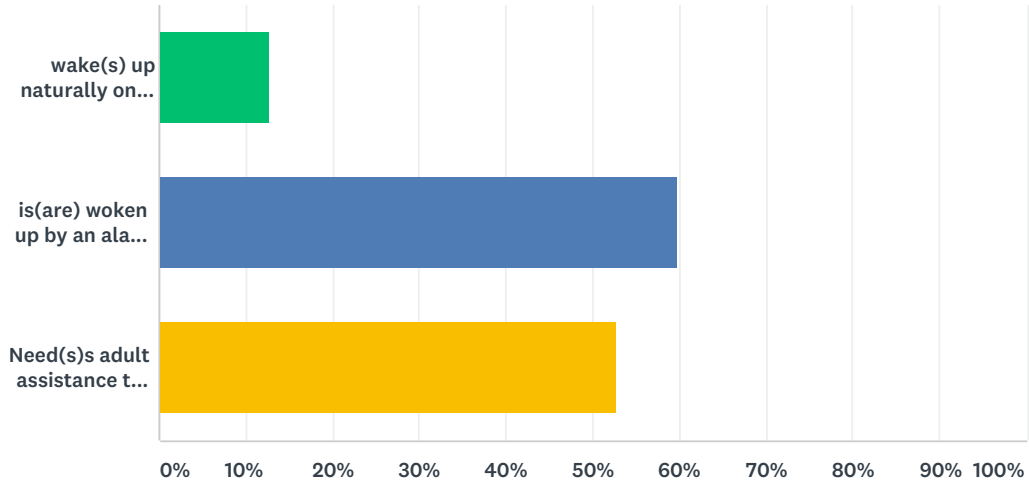


ANSWER CHOICES	RESPONSES	
Never	2.05%	19
Rarely	11.23%	104
Occasionally	39.74%	368
Often	41.14%	381
Daily	14.79%	137
Total Respondents: 926		



Q9 If you have more than one child in middle/high school, you may choose more than one response. In general, my child(ren):

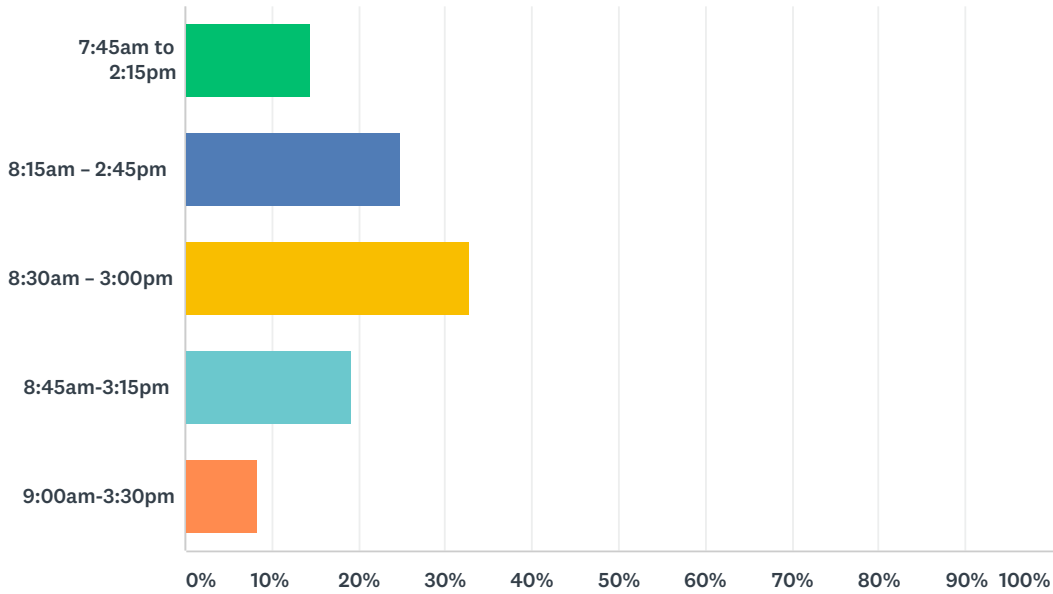
Answered: 926 Skipped: 0



ANSWER CHOICES	RESPONSES	
wake(s) up naturally on their own	12.74%	118
is(are) woken up by an alarm clock	59.83%	554
Need(s)s adult assistance to wake	52.81%	489
Total Respondents: 926		

Q10 Which of these possible schedules would be best for your child(ren)? Assume extracurricular activities could be adjusted. (Note: On average, most Middlesex league high schools get out or plan to get out of school around 3:15pm by next fall.)

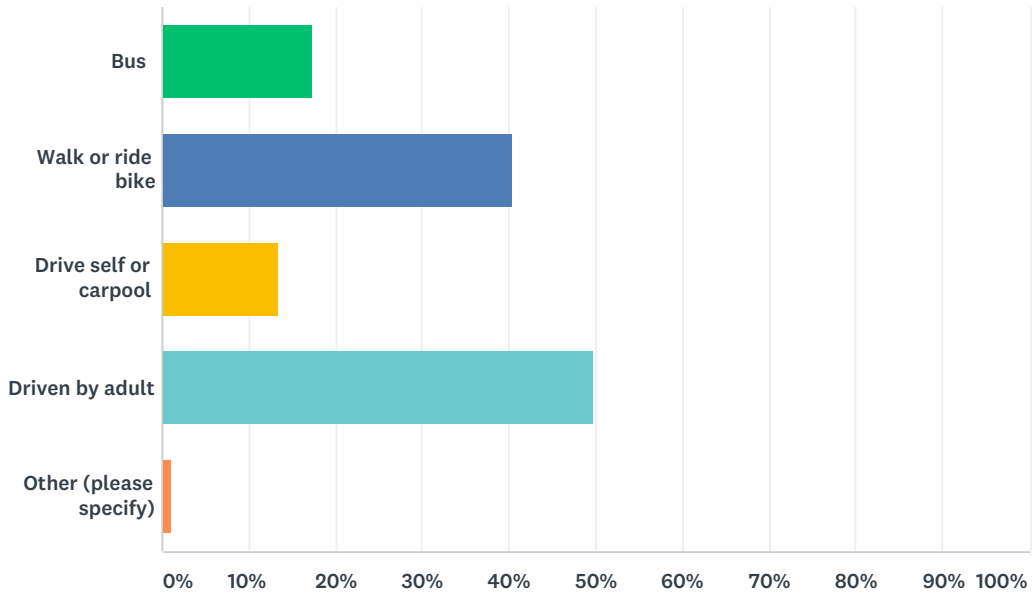
Answered: 926 Skipped: 0



ANSWER CHOICES	RESPONSES	
7:45am to 2:15pm	14.36%	133
8:15am - 2:45pm	24.95%	231
8:30am - 3:00pm	32.94%	305
8:45am-3:15pm	19.33%	179
9:00am-3:30pm	8.42%	78
TOTAL		926

### Q11 How does/do your middle/high school student get to school in the morning?

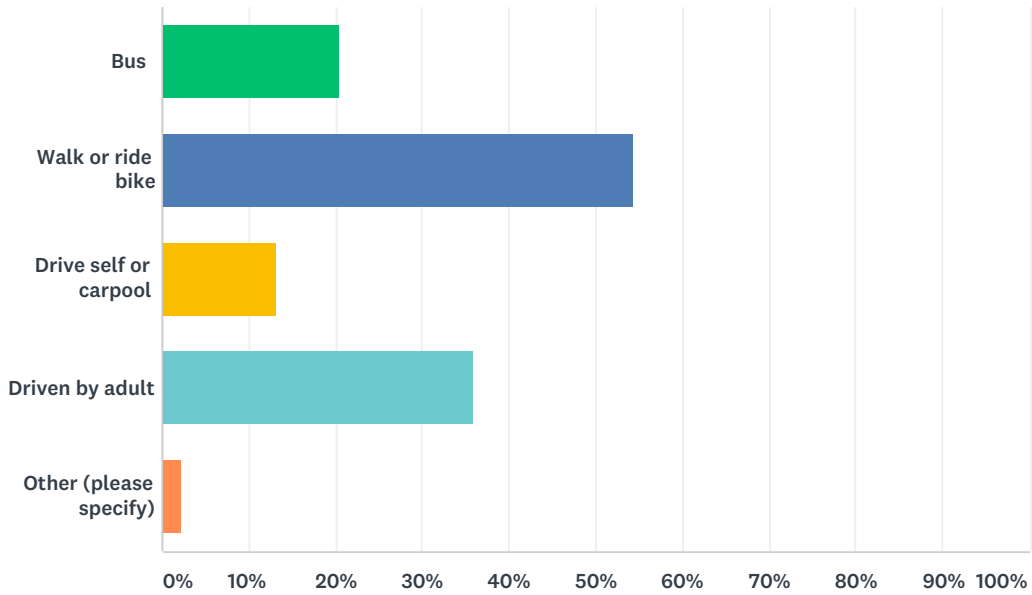
Answered: 926 Skipped: 0



ANSWER CHOICES	RESPONSES	
Bus	17.28%	160
Walk or ride bike	40.39%	374
Drive self or carpool	13.39%	124
Driven by adult	49.89%	462
Other (please specify)	0.97%	9
Total Respondents: 926		

## Q12 How does/do your middle school/high school student get home from school?

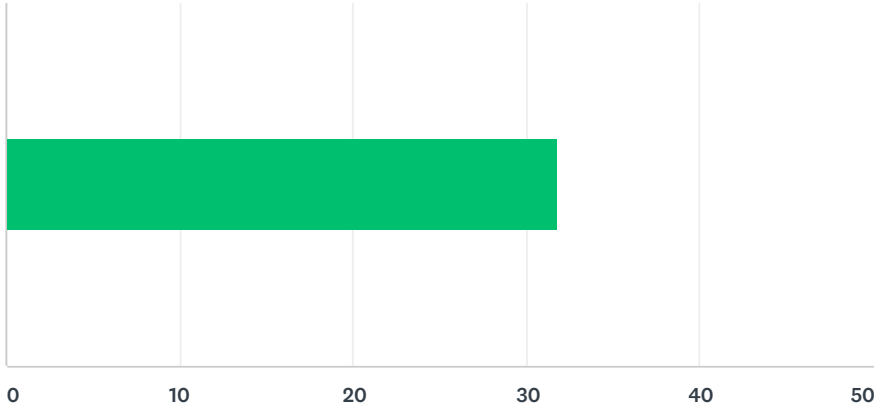
Answered: 926 Skipped: 0



ANSWER CHOICES	RESPONSES	
Bus	20.52%	190
Walk or ride bike	54.32%	503
Drive self or carpool	13.28%	123
Driven by adult	35.96%	333
Other (please specify)	2.38%	22
Total Respondents: 926		

### Q13 If later middle and high school start time were implemented, would you be more or less likely to use school bus transportation TO school?

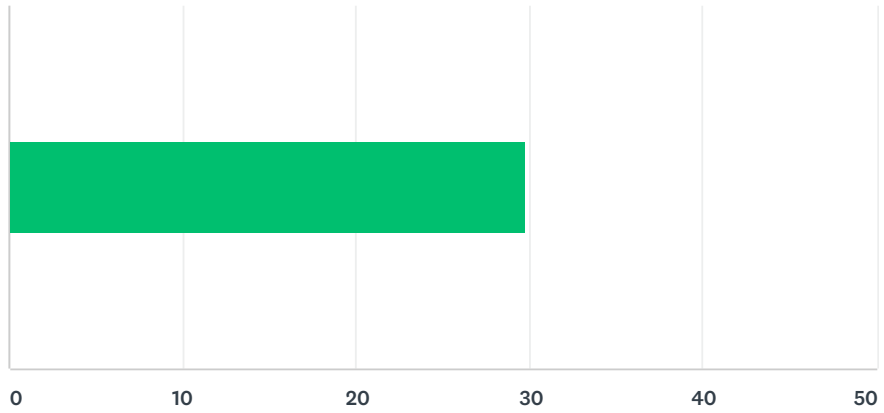
Answered: 840 Skipped: 86



ANSWER CHOICES	AVERAGE NUMBER	TOTAL NUMBER	RESPONSES
	32	26,670	840
Total Respondents: 840			

### Q14 If later middle and high school start time were implemented, would you be more or less likely to use school bus transportation FROM school?

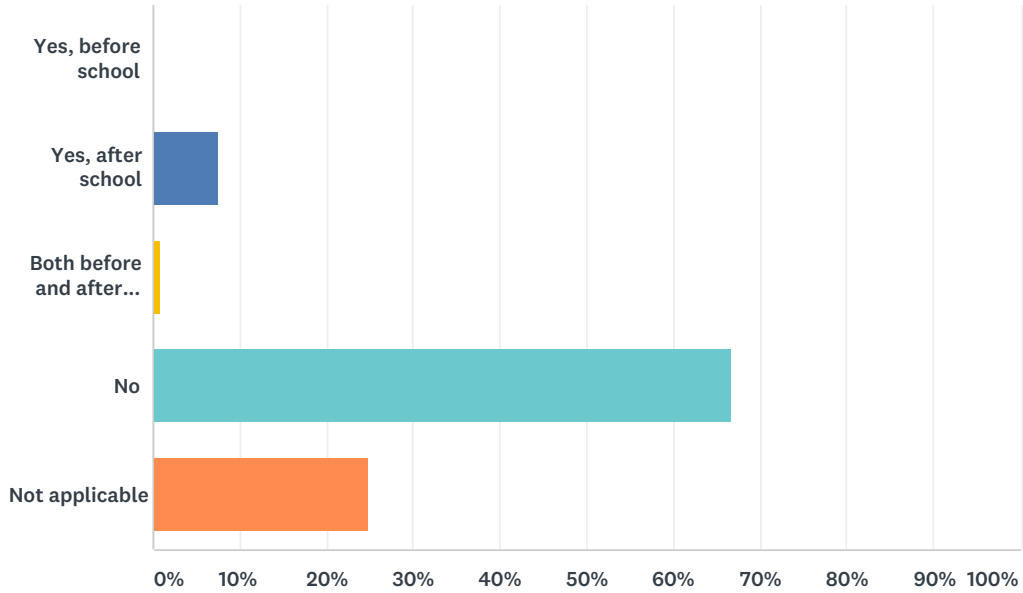
Answered: 843 Skipped: 83



ANSWER CHOICES	AVERAGE NUMBER	TOTAL NUMBER	RESPONSES
	30	25,144	843
Total Respondents: 843			

### Q15 Do you rely on a middle or high school student to provide childcare for your elementary-age child?

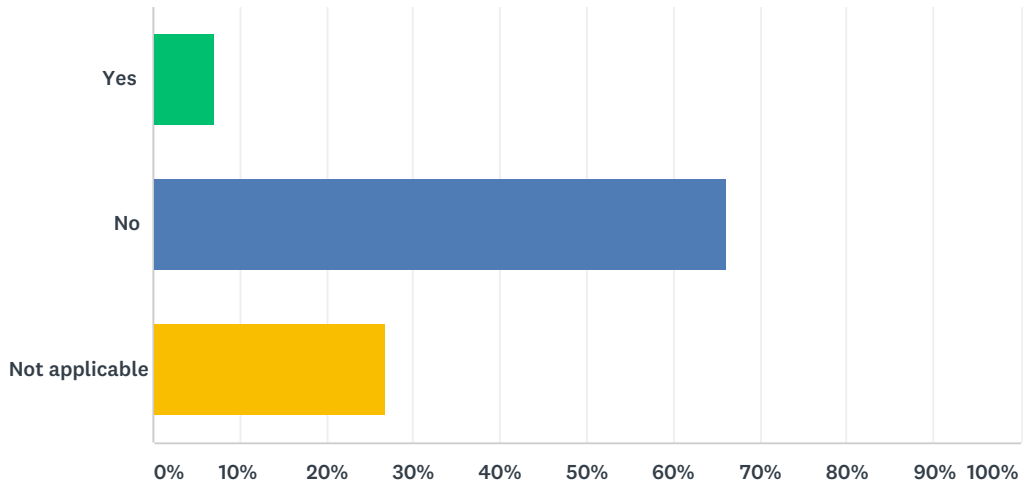
Answered: 926 Skipped: 0



ANSWER CHOICES	RESPONSES	
Yes, before school	0.00%	0
Yes, after school	7.56%	70
Both before and after school	0.86%	8
No	66.74%	618
Not applicable	24.84%	230
<b>TOTAL</b>		<b>926</b>

### Q16 Would a later school day conflict with a current job held by your child(ren)?

Answered: 926 Skipped: 0

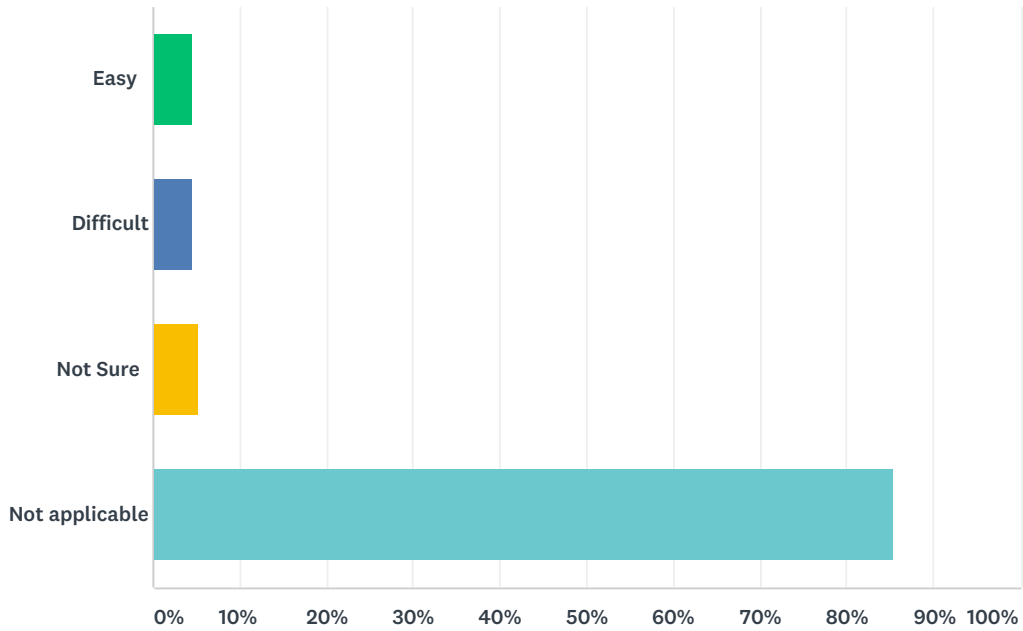


ANSWER CHOICES	RESPONSES	
Yes	7.13%	66
No	66.20%	613
Not applicable	26.67%	247
<b>TOTAL</b>		<b>926</b>



Q17 If you responded yes to question 17, how difficult would it be to change their work hours to accommodate a later school schedule?

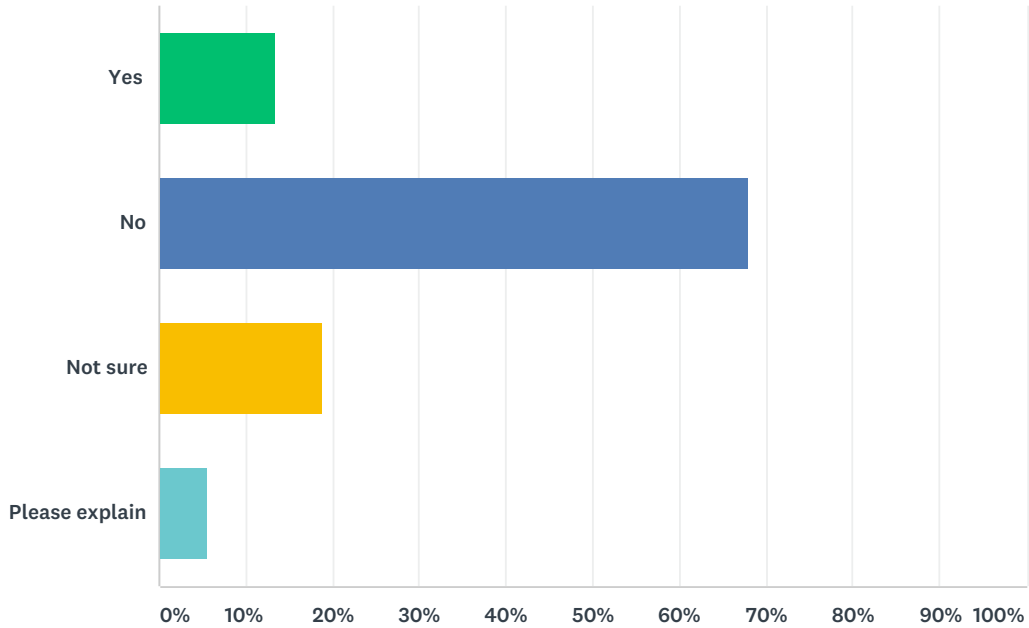
Answered: 873 Skipped: 53



ANSWER CHOICES	RESPONSES	
Easy	4.58%	40
Difficult	4.70%	41
Not Sure	5.27%	46
Not applicable	85.45%	746
TOTAL		873

### Q18 Would a later school day impact your child’s participation in a current sport, club, or other activity not affiliated with the Winchester Public Schools ?

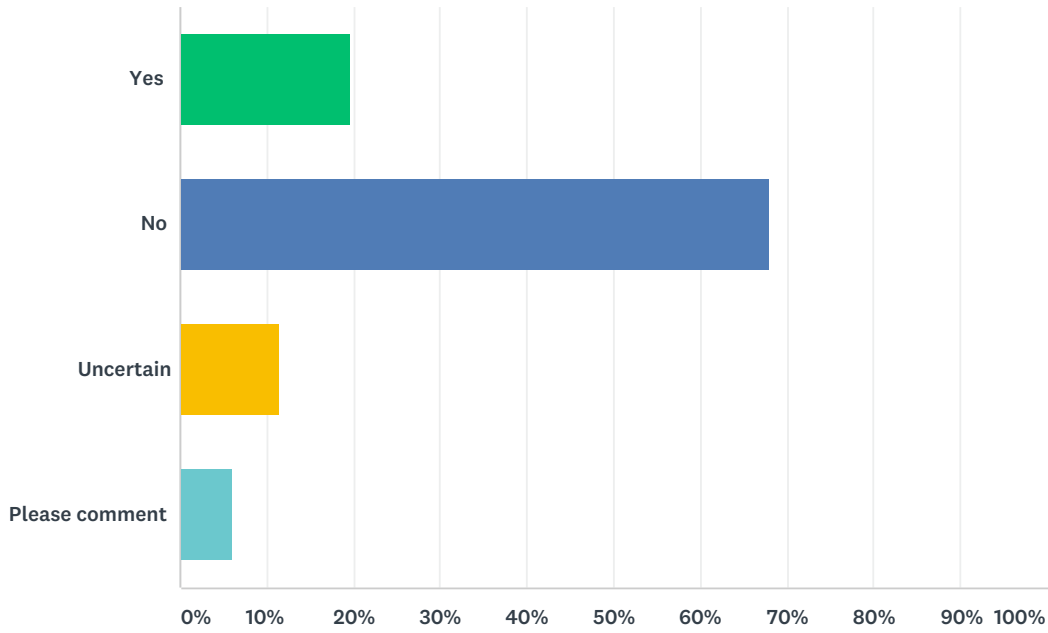
Answered: 926 Skipped: 0



ANSWER CHOICES	RESPONSES	
Yes	13.39%	124
No	68.03%	630
Not sure	18.79%	174
Please explain	5.72%	53
Total Respondents: 926		

### Q19 Would a later school start time impact you and/or your partner's work schedule?

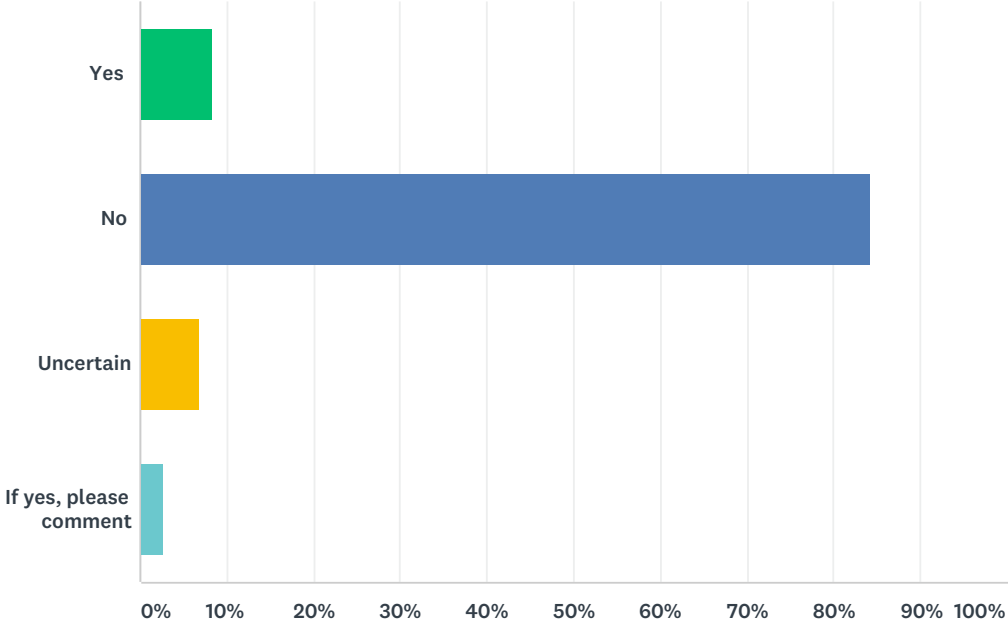
Answered: 926 Skipped: 0



ANSWER CHOICES	RESPONSES	
Yes	19.65%	182
No	68.03%	630
Uncertain	11.56%	107
Please comment	6.16%	57
Total Respondents: 926		

### Q20 Would a later school start time impact your child care arrangements?

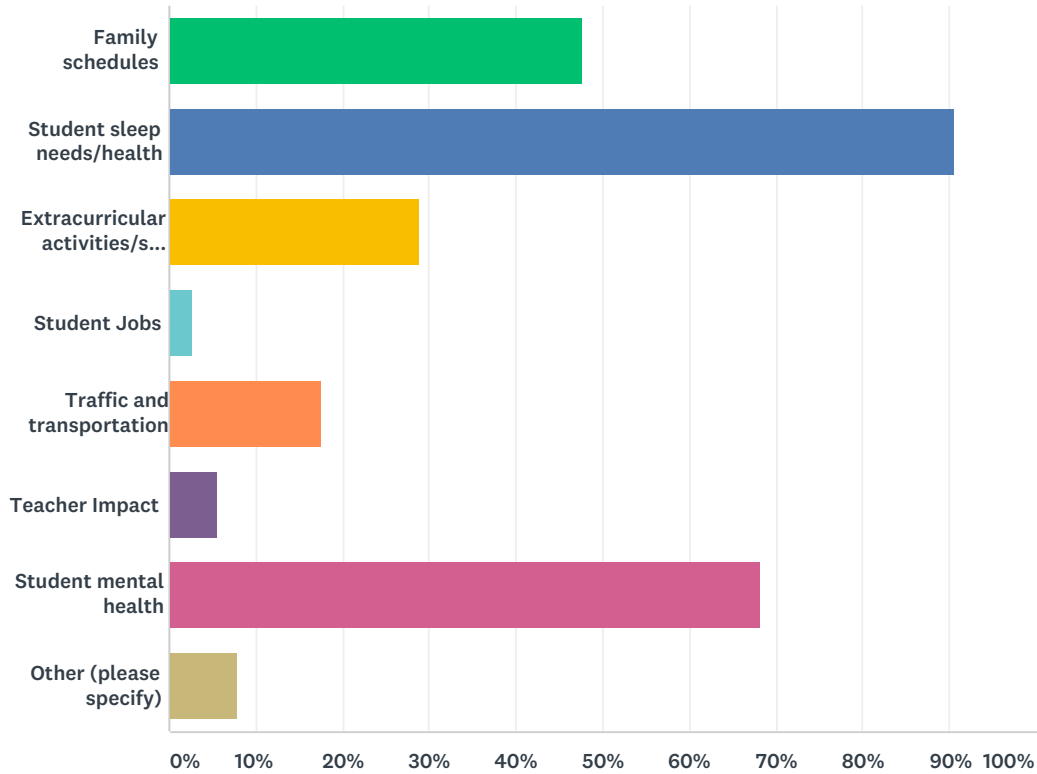
Answered: 926 Skipped: 0



ANSWER CHOICES	RESPONSES
Yes	8.32% 77
No	84.23% 780
Uncertain	6.91% 64
If yes, please comment	2.70% 25
Total Respondents: 926	

Q21 Think back on the questions you answered in this survey regarding school start times. What are the top three factors that most influenced your choices:

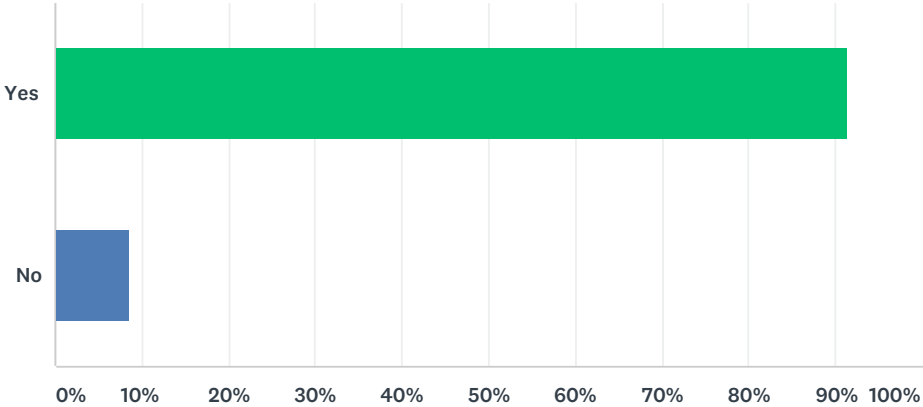
Answered: 926 Skipped: 0



ANSWER CHOICES	RESPONSES	
Family schedules	47.73%	442
Student sleep needs/health	90.50%	838
Extracurricular activities/sport	28.83%	267
Student Jobs	2.81%	26
Traffic and transportation	17.60%	163
Teacher Impact	5.62%	52
Student mental health	68.14%	631
Other (please specify)	7.88%	73
Total Respondents: 926		

### Q22 Before this survey, were you aware of efforts to change school start times in Winchester?

Answered: 926 Skipped: 0



ANSWER CHOICES	RESPONSES	
Yes	91.36%	846
No	8.64%	80
TOTAL		926

**Q23** If you have any other thoughts about school start times that you would like to share, please do so below.

Answered: 319 Skipped: 607