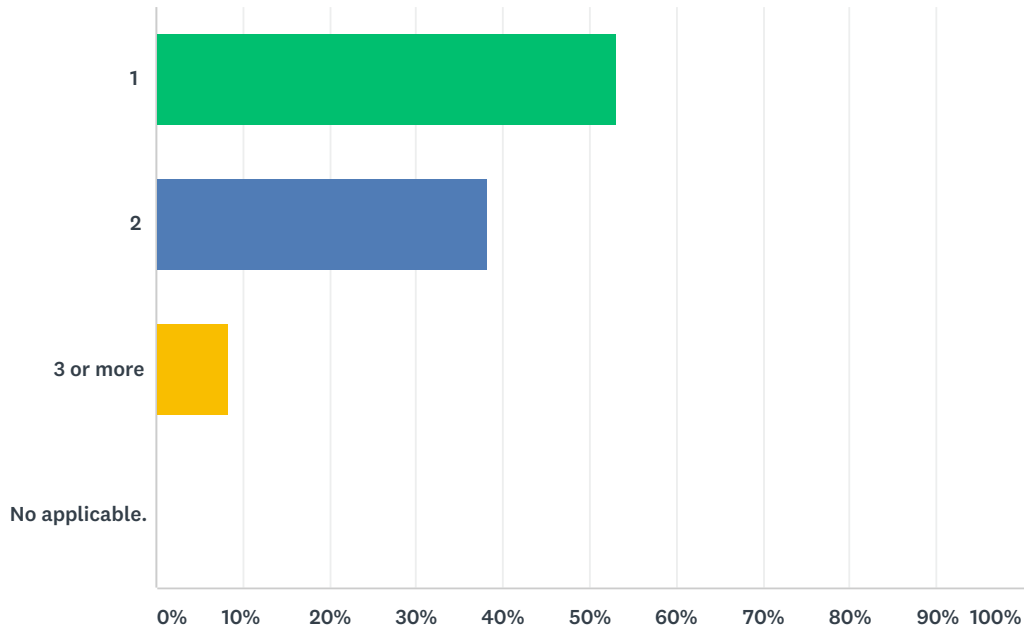


Q1 How many children do you have who attend elementary school in Winchester?

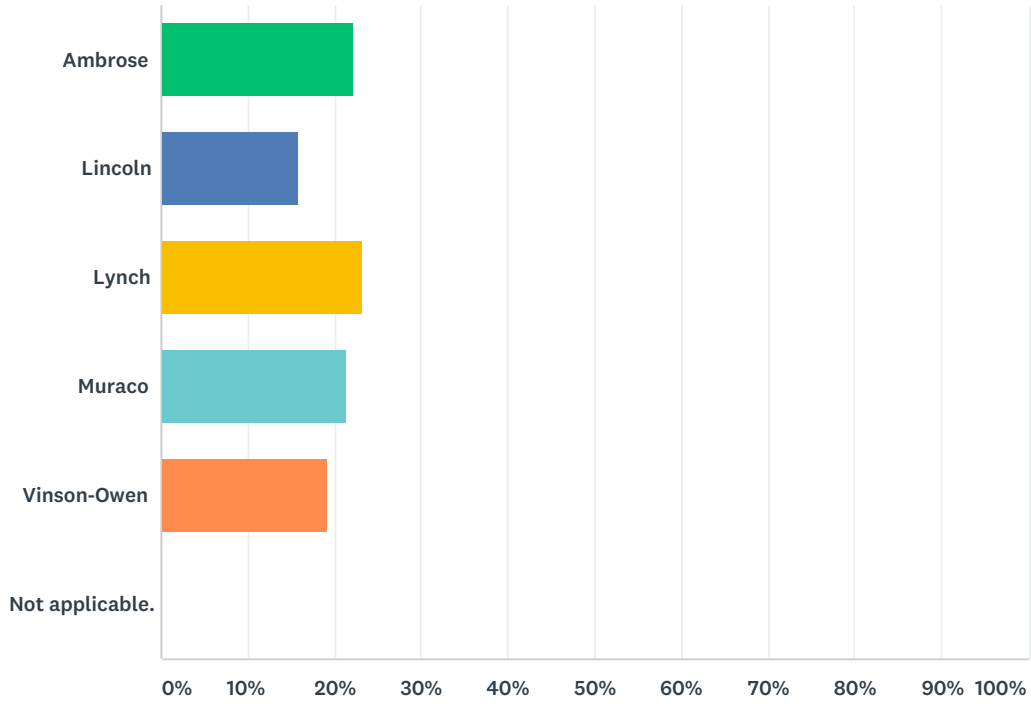
Answered: 808 Skipped: -1



ANSWER CHOICES	RESPONSES	
1	53.09%	429
2	38.37%	310
3 or more	8.42%	68
No applicable.	0.12%	1
TOTAL		808

Q2 Which elementary school(s) do(es) your child(ren) attend?

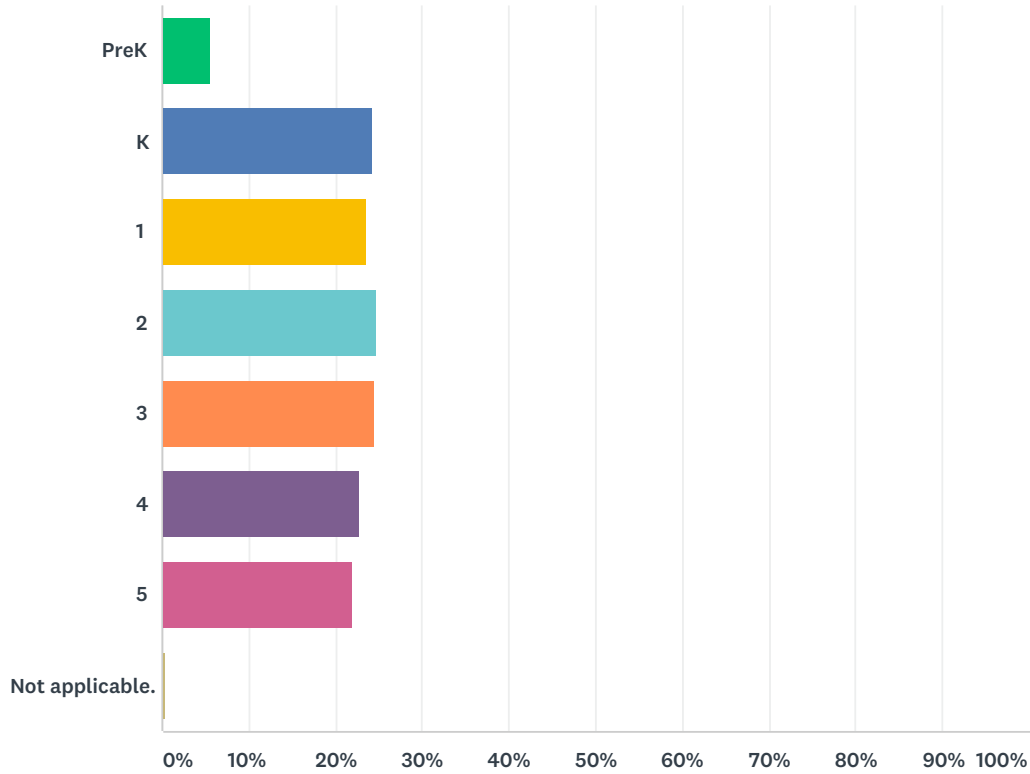
Answered: 808 Skipped: -1



ANSWER CHOICES	RESPONSES	
Ambrose	22.15%	179
Lincoln	15.97%	129
Lynch	23.14%	187
Muraco	21.41%	173
Vinson-Owen	19.18%	155
Not applicable.	0.12%	1
Total Respondents: 808		

Q3 What grade(s) are your children(ren) in?

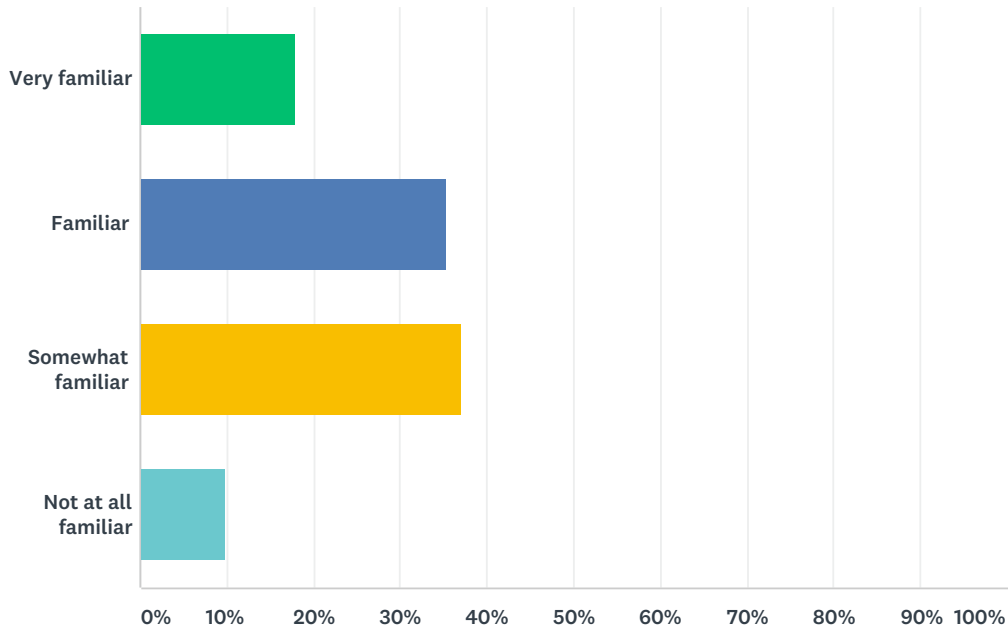
Answered: 808 Skipped: -1



ANSWER CHOICES	RESPONSES	
PreK	5.69%	46
K	24.26%	196
1	23.64%	191
2	24.63%	199
3	24.50%	198
4	22.90%	185
5	22.03%	178
Not applicable.	0.50%	4
Total Respondents: 808		

Q4 How familiar are you with current research and discussion about changing middle and high school start times across the nation?

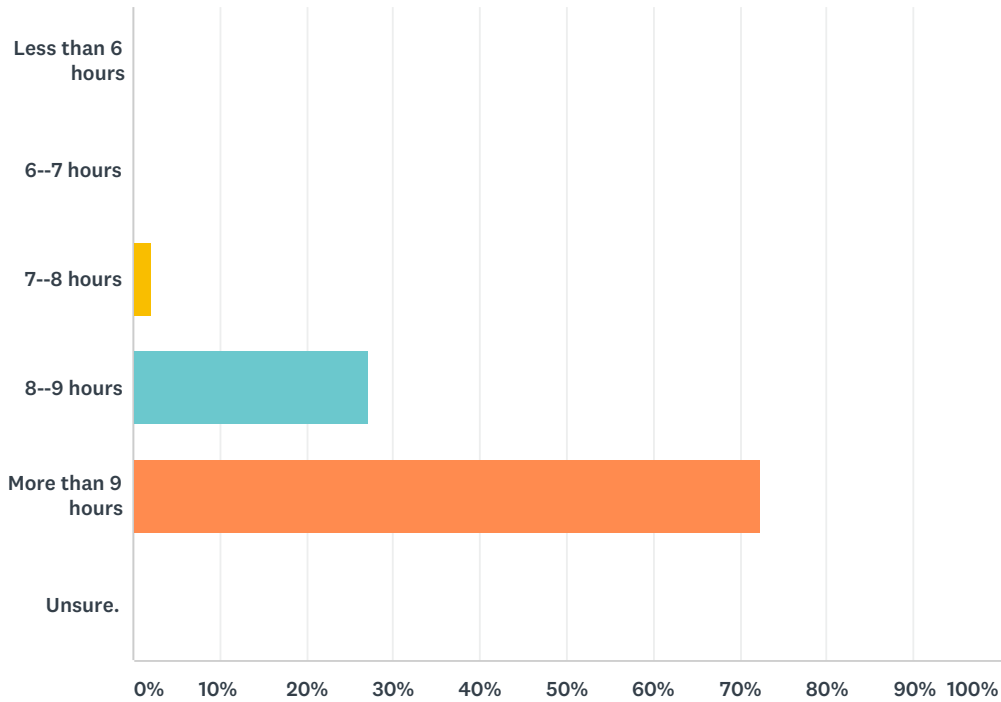
Answered: 808 Skipped: -1



ANSWER CHOICES	RESPONSES	
Very familiar	17.95%	145
Familiar	35.27%	285
Somewhat familiar	37.00%	299
Not at all familiar	9.78%	79
TOTAL		808

Q5 How much sleep do you think elementary students need, optimally, on average, each night during the school year?

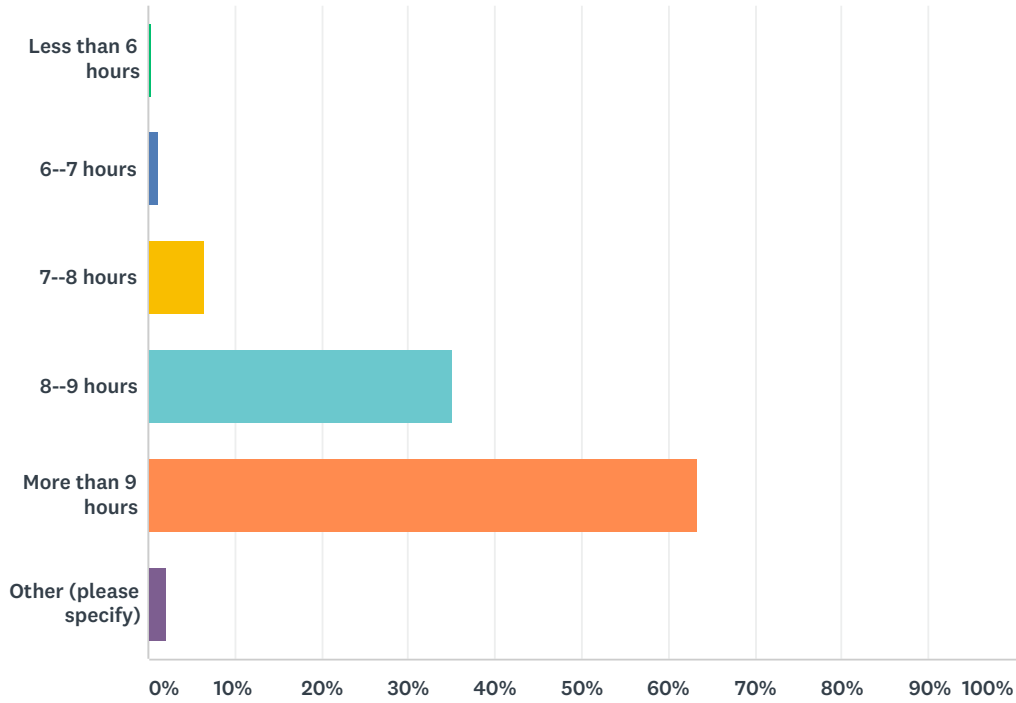
Answered: 808 Skipped: -1



ANSWER CHOICES	RESPONSES
Less than 6 hours	0.12% 1
6--7 hours	0.25% 2
7--8 hours	2.10% 17
8--9 hours	27.10% 219
More than 9 hours	72.40% 585
Unsure.	0.12% 1
Total Respondents: 808	

Q6 How many hours sleep does/do your child(ren) get each night during the school week, on average? (Check more than one, for different children.)

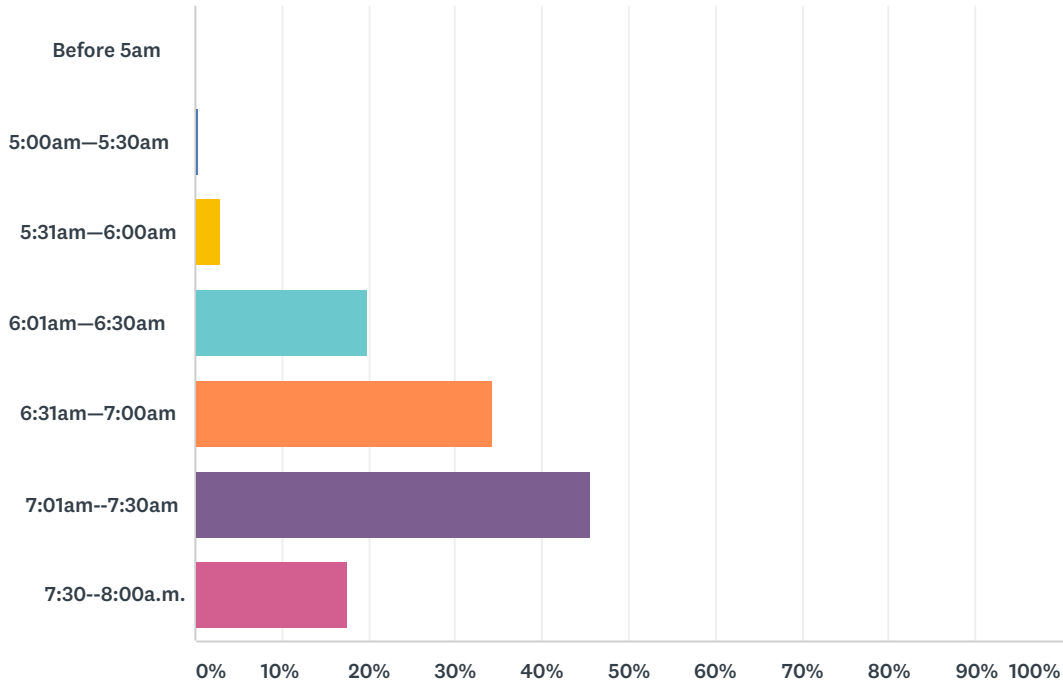
Answered: 808 Skipped: -1



ANSWER CHOICES	RESPONSES	
Less than 6 hours	0.50%	4
6--7 hours	1.24%	10
7--8 hours	6.56%	53
8--9 hours	35.15%	284
More than 9 hours	63.37%	512
Other (please specify)	2.10%	17
Total Respondents: 808		

Q7 On average, what time do/does your child/children wake up on a school day? (You may check more than one response for different children.)

Answered: 808 Skipped: -1

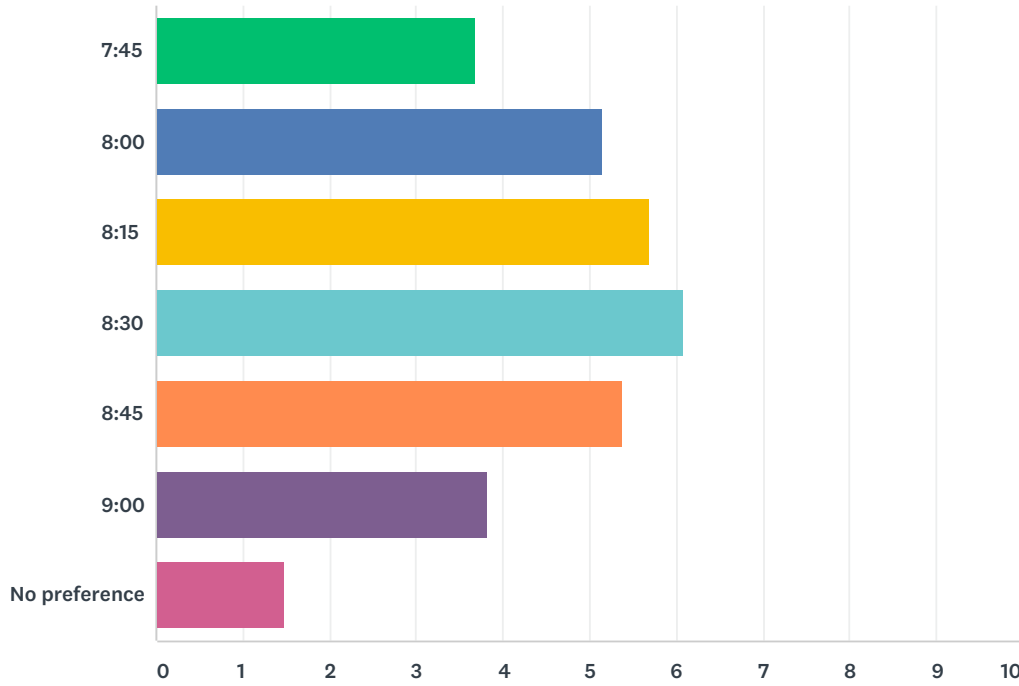


ANSWER CHOICES	RESPONSES	
Before 5am	0.00%	0
5:00am—5:30am	0.37%	3
5:31am—6:00am	2.85%	23
6:01am—6:30am	19.80%	160
6:31am—7:00am	34.28%	277
7:01am--7:30am	45.54%	368
7:30--8:00a.m.	17.57%	142
Total Respondents: 808		

School Start Time Elementary Parent Survey

Q8 Please rank the preferred time you feel elementary schools should start. Please pick your top two choices. (These responses will be used as one data source in making the recommendation and are not binding.)

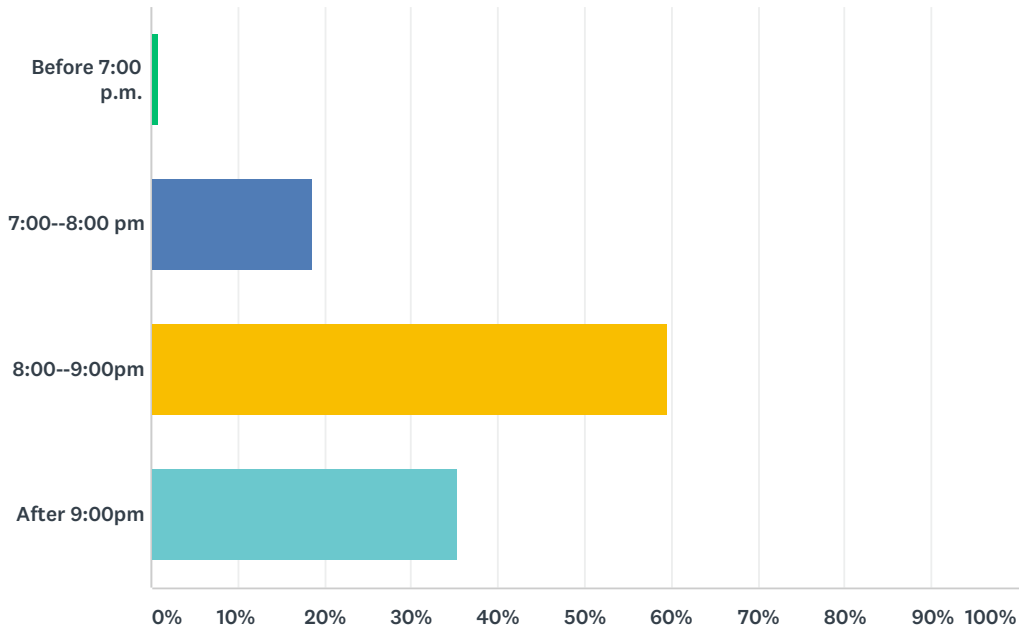
Answered: 802 Skipped: 5



	1	2	3	4	5	6	7	TOTAL	SCORE
7:45	13.97% 50	9.50% 34	8.94% 32	12.01% 43	13.41% 48	37.71% 135	4.47% 16	358	3.68
8:00	27.78% 125	21.78% 98	14.00% 63	12.00% 54	22.22% 100	2.00% 9	0.22% 1	450	5.14
8:15	22.85% 122	43.82% 234	15.92% 85	14.61% 78	2.06% 11	0.75% 4	0.00% 0	534	5.69
8:30	45.99% 287	27.56% 172	16.19% 101	9.29% 58	0.64% 4	0.16% 1	0.16% 1	624	6.08
8:45	28.98% 151	31.29% 163	9.79% 51	10.17% 53	17.66% 92	1.54% 8	0.58% 3	521	5.37
9:00	12.37% 46	15.86% 59	10.75% 40	7.26% 27	13.44% 50	37.63% 140	2.69% 10	372	3.83
No preference	5.06% 12	0.00% 0	1.27% 3	1.69% 4	1.27% 3	4.64% 11	86.08% 204	237	1.48

Q9 On average, what time do/does your child/children fall asleep at night? (You may choose more than one option for different children.)

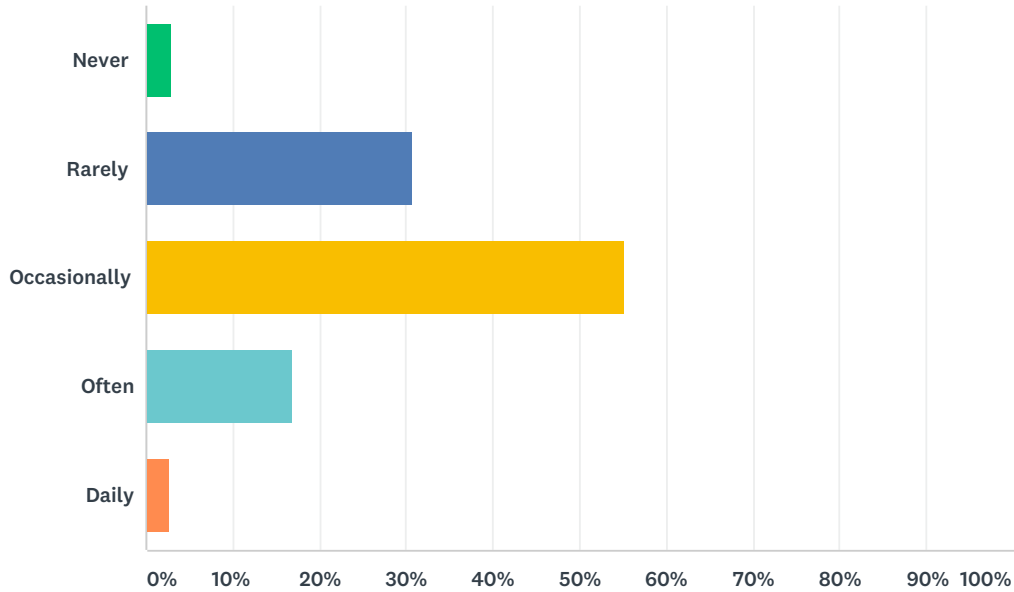
Answered: 808 Skipped: -1



ANSWER CHOICES	RESPONSES	
Before 7:00 p.m.	0.74%	6
7:00--8:00 pm	18.56%	150
8:00--9:00pm	59.65%	482
After 9:00pm	35.40%	286
Total Respondents: 808		

Q10 On average, how often do(es) your child(ren) seem tired during the school week? (More than one option may be selected for different children.)

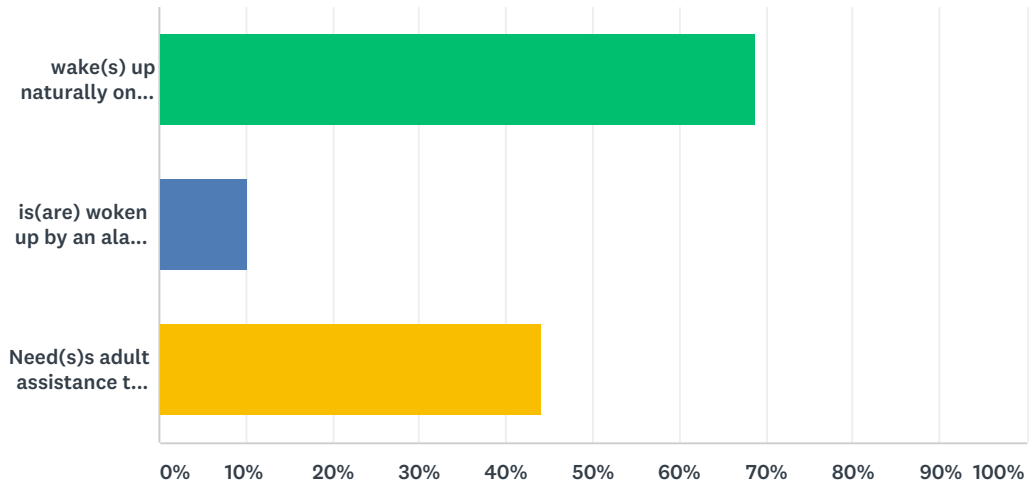
Answered: 808 Skipped: -1



ANSWER CHOICES	RESPONSES	
Never	2.97%	24
Rarely	30.69%	248
Occasionally	55.20%	446
Often	16.96%	137
Daily	2.72%	22
Total Respondents: 808		

Q11 More than one response may be selected for this question. On most school mornings, my child/children do the following:

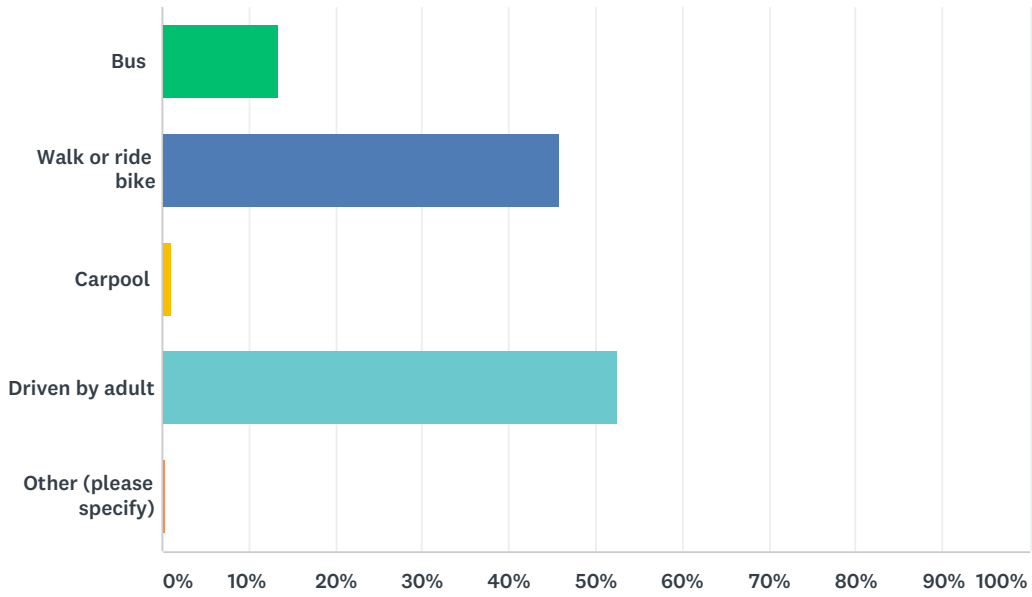
Answered: 808 Skipped: -1



ANSWER CHOICES	RESPONSES
wake(s) up naturally on their own	68.81% 556
is(are) woken up by an alarm clock	10.27% 83
Need(s)s adult assistance to wake	44.06% 356
Total Respondents: 808	

Q12 How does/do your child/children get to school in the morning on most days?

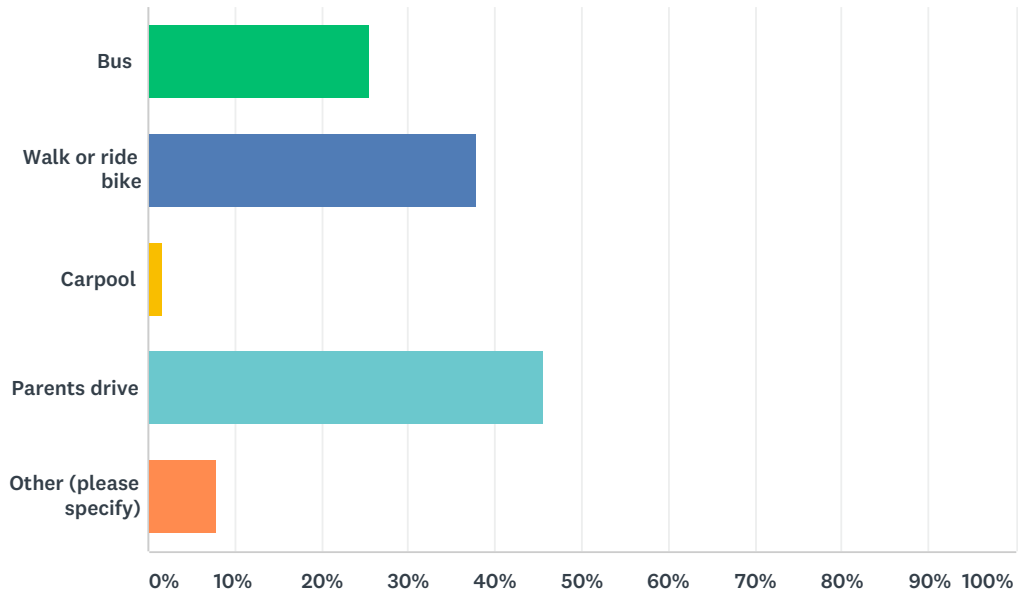
Answered: 808 Skipped: -1



ANSWER CHOICES	RESPONSES	
Bus	13.37%	108
Walk or ride bike	45.79%	370
Carpool	1.11%	9
Driven by adult	52.60%	425
Other (please specify)	0.50%	4
Total Respondents: 808		

Q13 How does/do your child/children get home from school most days? (More than one response may be selected.)

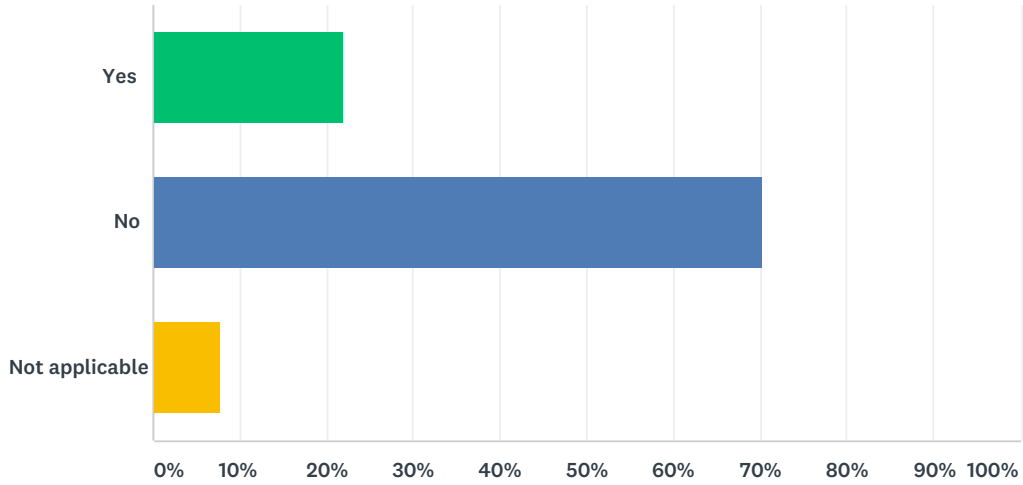
Answered: 808 Skipped: -1



ANSWER CHOICES	RESPONSES	
Bus	25.50%	206
Walk or ride bike	37.87%	306
Carpool	1.61%	13
Parents drive	45.67%	369
Other (please specify)	8.04%	65
Total Respondents: 808		

Q14 If an earlier elementary school start time were implemented, would you need to obtain after-school care that you do not already have?

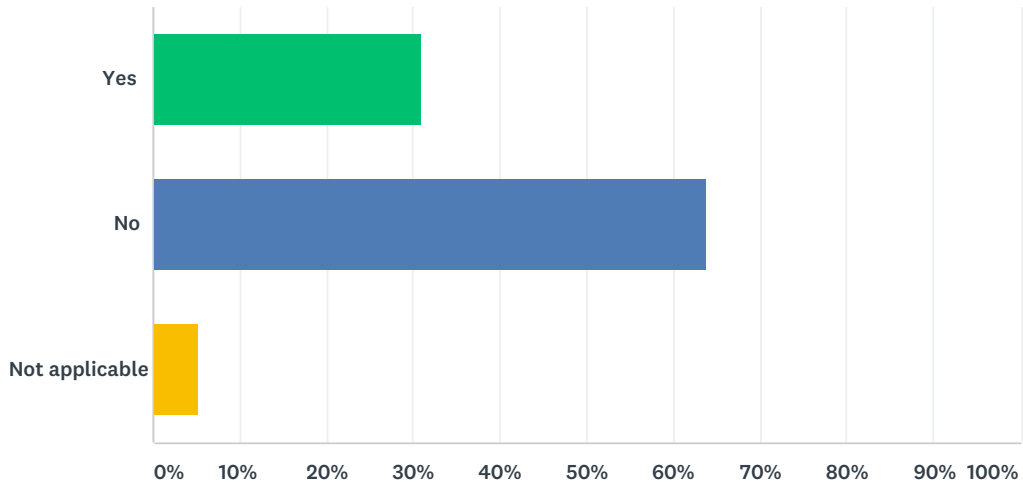
Answered: 808 Skipped: -1



ANSWER CHOICES	RESPONSES	
Yes	21.91%	177
No	70.30%	568
Not applicable	7.80%	63
TOTAL		808

Q15 If a later elementary school start time were implemented, would you need to obtain before-school care that you do not already have?

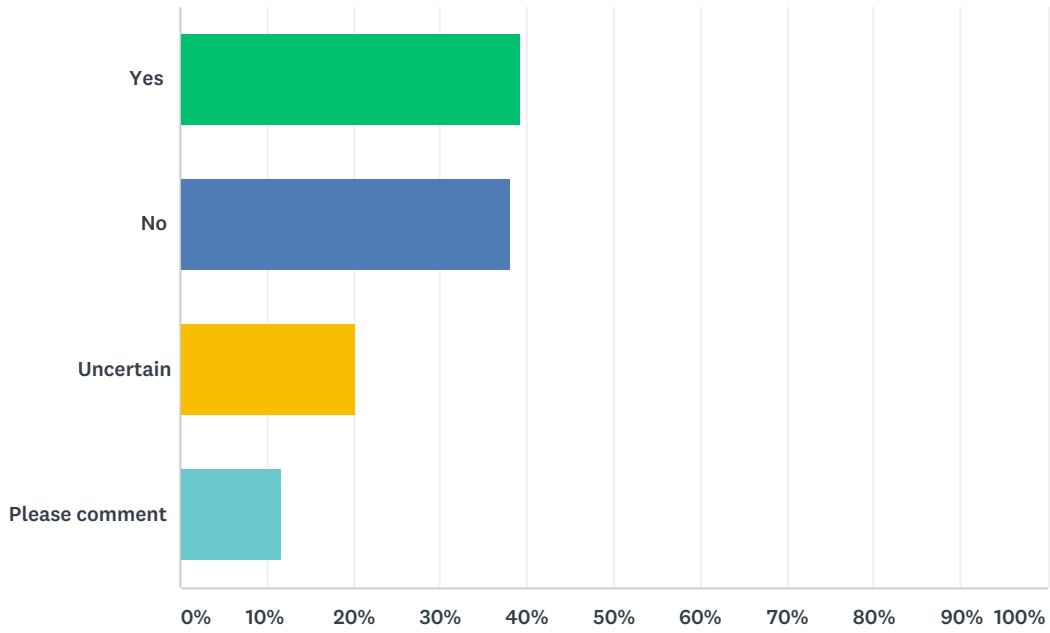
Answered: 808 Skipped: -1



ANSWER CHOICES	RESPONSES	
Yes	31.06%	251
No	63.74%	515
Not applicable	5.20%	42
TOTAL		808

Q16 Would a change in school start time impact you and/or your partner's work schedule?

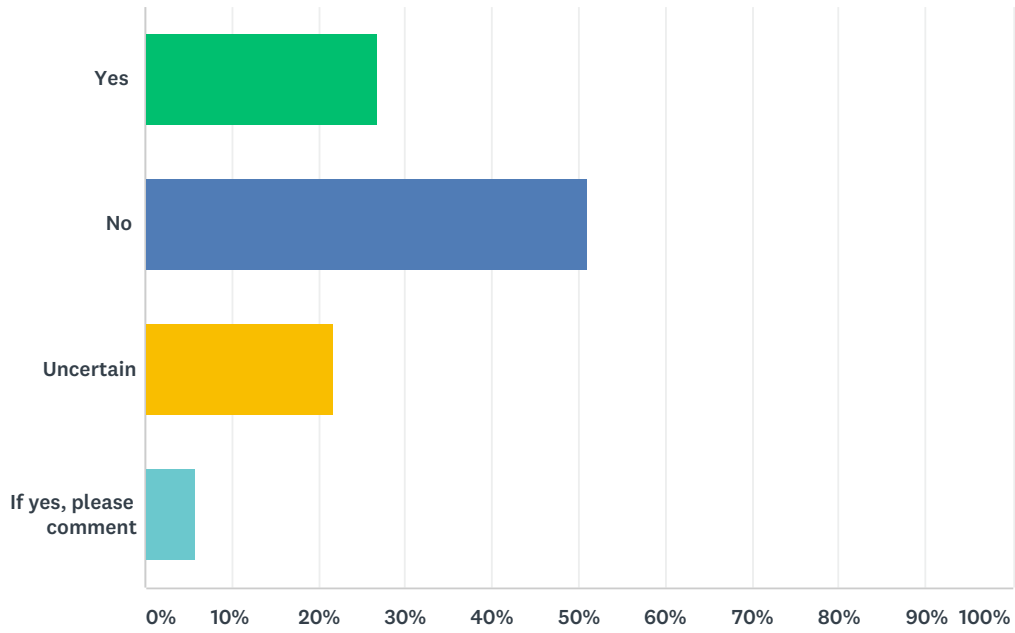
Answered: 808 Skipped: -1



ANSWER CHOICES	RESPONSES	
Yes	39.36%	318
No	38.00%	307
Uncertain	20.30%	164
Please comment	11.63%	94
Total Respondents: 808		

Q17 Would a change in school start time impact your child care arrangements?

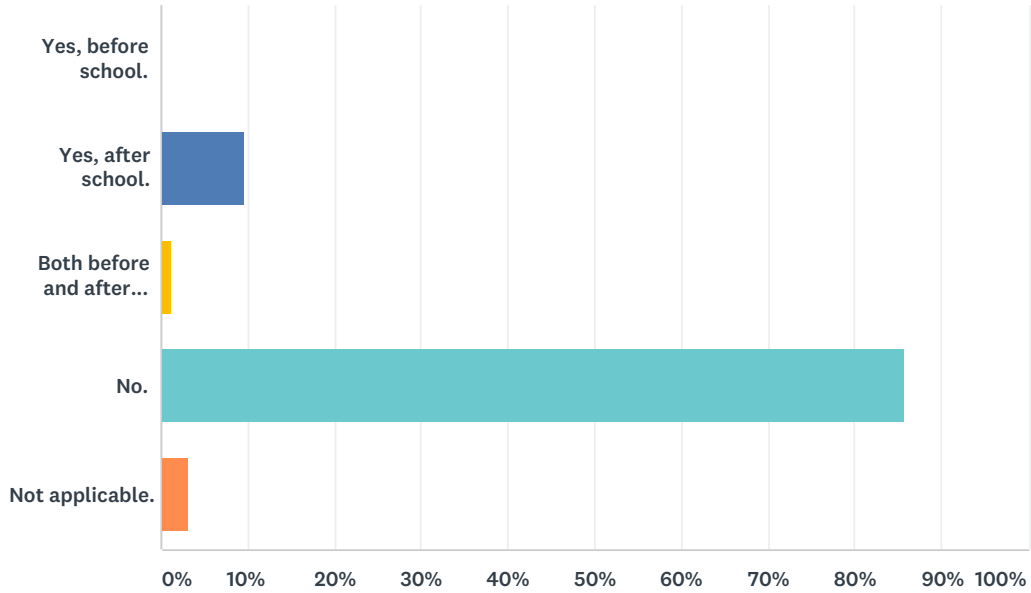
Answered: 808 Skipped: -1



ANSWER CHOICES	RESPONSES	
Yes	26.86%	217
No	50.99%	412
Uncertain	21.78%	176
If yes, please comment	5.94%	48
Total Respondents: 808		

Q18 Do you rely on a middle or high school student to provide childcare for your elementary-age child?

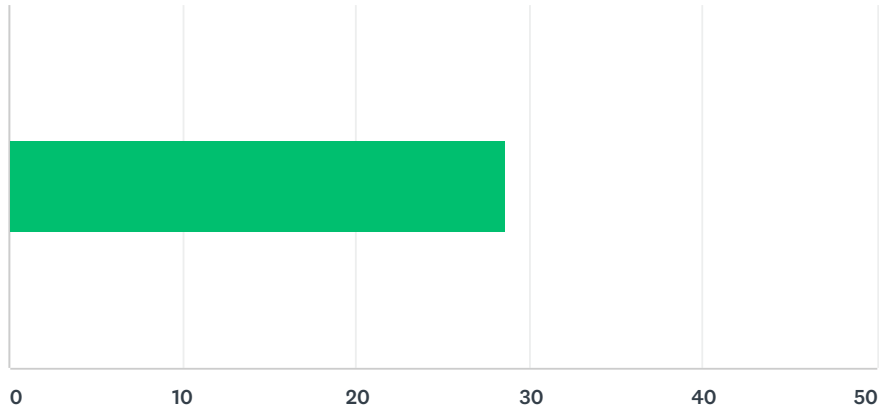
Answered: 808 Skipped: -1



ANSWER CHOICES	RESPONSES	
Yes, before school.	0.25%	2
Yes, after school.	9.53%	77
Both before and after school.	1.24%	10
No.	85.77%	693
Not applicable.	3.22%	26
TOTAL		808

Q19 If an earlier elementary school start time were implemented, would you be more or less likely to use school bus transportation to school?

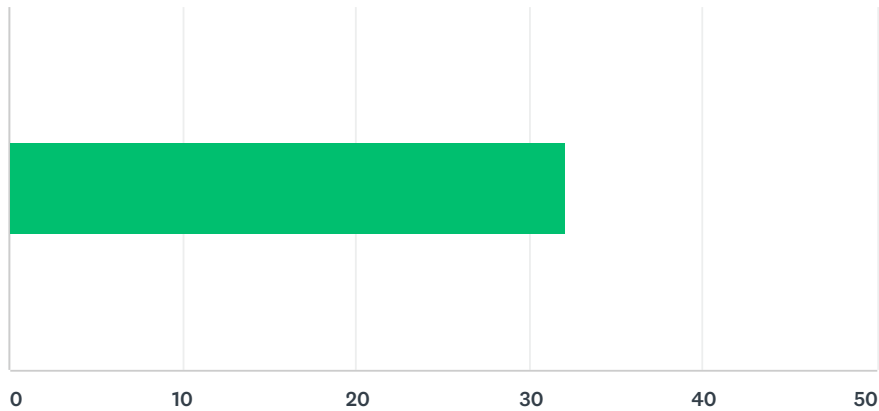
Answered: 721 Skipped: 86



ANSWER CHOICES	AVERAGE NUMBER	TOTAL NUMBER	RESPONSES
	29	20,658	721
Total Respondents: 721			

Q20 If an later elementary school start time were implemented, would you be more or less likely to use school bus transportation to school?

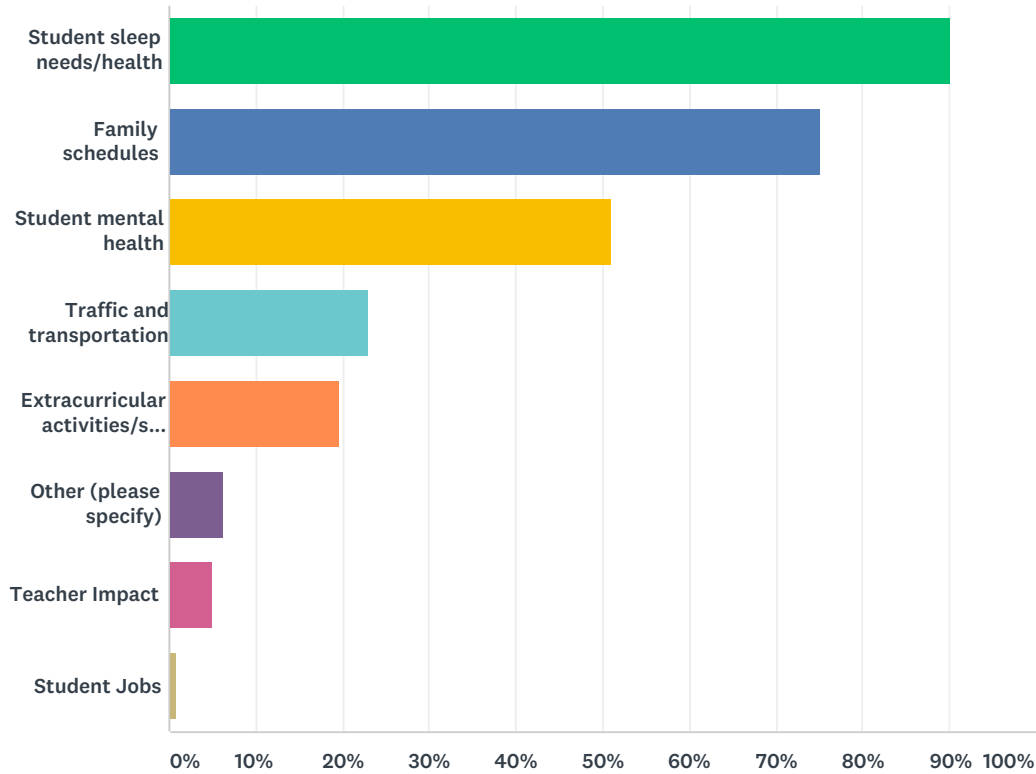
Answered: 734 Skipped: 73



ANSWER CHOICES	AVERAGE NUMBER	TOTAL NUMBER	RESPONSES
	32	23,561	734
Total Respondents: 734			

Q21 Think back on the questions you answered in this survey regarding school start times. What are the top three factors that most influenced your choices:

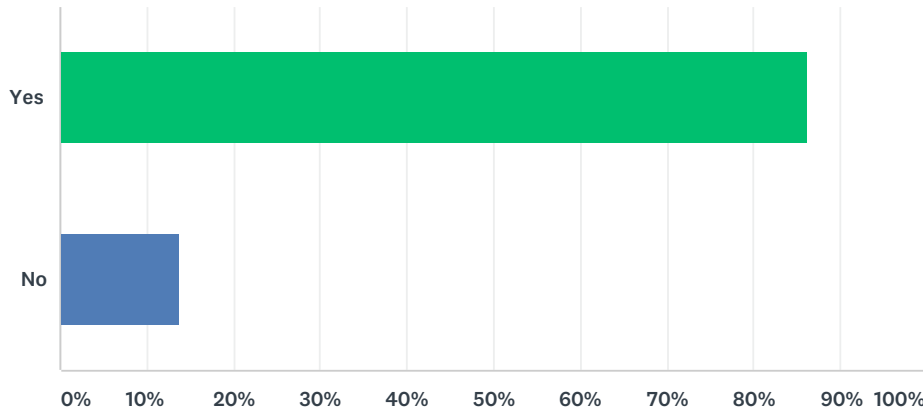
Answered: 808 Skipped: -1



ANSWER CHOICES	RESPONSES	
Student sleep needs/health	90.22%	729
Family schedules	75.12%	607
Student mental health	50.99%	412
Traffic and transportation	23.02%	186
Extracurricular activities/sport	19.68%	159
Other (please specify)	6.19%	50
Teacher Impact	4.95%	40
Student Jobs	0.87%	7
Total Respondents: 808		

Q22 Before this survey, were you aware of efforts to change school start times in Winchester?

Answered: 808 Skipped: -1



ANSWER CHOICES	RESPONSES	
Yes	86.14%	696
No	13.86%	112
TOTAL		808

Q23 If you have any other thoughts about school start times that you would like to share, please do so below.

Answered: 276 Skipped: 531