










City of Kewanee Recycling Program
Your participation will make this program a success!
 Place recyclables at the curb on your normal trash collection day.



Place in Transparent Blue or Clear Bag - Glass, Metals, Plastics, Newsprint, Paper, Cardboard
(All recyclable items can be bagged together)

Recyclable	What Can Be Recycled	What Can't Be Recycled	Preparation
Glass 	<ul style="list-style-type: none"> ➤ Glass Containers: ➤ Clear, brown, green or blue ➤ Juice bottles ➤ Beer, wine, or liquor bottles ➤ Food jars 	<ul style="list-style-type: none"> ⊘ Light Bulbs ⊘ Crystal or mirrors ⊘ Coffee mugs, plates, Pyrex glass, ceramics ⊘ Drinking or canning glassware ⊘ Window glass 	<ul style="list-style-type: none"> ➤ Rinse well ➤ Remove lids ➤ Labels may remain ➤ Only glass from food containers allowed ⊘ NO BROKEN GLASS
Cans/Metals/Aluminum 	<ul style="list-style-type: none"> ➤ Aluminum, steel, tin cans of all types ➤ Beverage, soup, fruit and vegetable cans ➤ Aluminum foil and pie pans 	<ul style="list-style-type: none"> ⊘ Needles, sharps, or hazardous material containers 	<ul style="list-style-type: none"> ➤ Rinse well ➤ Bend metal lids if sharp edges are exposed ➤ Labels may remain
Plastics #1 - #5 & #7 	<ul style="list-style-type: none"> ➤ #1, #2, #3, #4, #5, #7 symbols on plastic containers ➤ Includes milk, juice and most other food and beverage containers 	<ul style="list-style-type: none"> ⊘ STYROFOAM ⊘ Plastic bags or wrap ⊘ Oil, chemical or other hazardous material containers ⊘ Plastic tableware ⊘ Melmac-type plastic 	<ul style="list-style-type: none"> ➤ Remove caps ➤ Rinse well ➤ Flatten after rinsing
Newsprint 	<ul style="list-style-type: none"> ➤ Newspaper and inserts 	<ul style="list-style-type: none"> ⊘ Paper towels and napkins 	<ul style="list-style-type: none"> ➤ Keep paper dry
Paper Products 	<ul style="list-style-type: none"> ➤ Magazines and catalogs ➤ Phone books ➤ Junk mail ➤ Envelopes, copy and office paper, mixed paper 	<ul style="list-style-type: none"> ⊘ Construction paper or brightly colored paper 	<ul style="list-style-type: none"> ➤ Remove paper and binder clips, any other non-paper items ➤ Keep products dry
Chipboard 	<ul style="list-style-type: none"> ➤ Cereal, tissue, and shoe boxes ➤ Paper egg cartons ➤ Toilet paper and paper towel tubes ➤ Beer and soda boxes 	<ul style="list-style-type: none"> ⊘ WAX COVERED chipboard including milk cartons beverage boxes 	<ul style="list-style-type: none"> ➤ Flatten and tie with string or tape
Cardboard 	<ul style="list-style-type: none"> ➤ Corrugated cardboard, includes almost any larger box from corrugated material ➤ Amazon and moving boxes 	<ul style="list-style-type: none"> ⊘ Wax covered boxes 	<ul style="list-style-type: none"> ➤ Flattened in a blue or clear recycling bag ➤ Flattened and secured with string, paper tape, or secured inside a larger corrugated cardboard box ➤ Maximum size of bundle or box 3 x 3 x 1'