



**AGENDA FOR  
CITY COUNCIL MEETING**

*Council Chambers*

401 E Third Street

Kewanee, Illinois 61443

**Work Session** starting at 6:00 p.m.

**Open Meeting** starting at 7:00 p.m.

**Monday, December 11, 2017**

Posted by 6:00 p.m., December 8, 2017

1. Call to Order
2. Work Session regarding long range transportation funding and maintenance.
3. Pledge of Allegiance
4. Consent Agenda
  - a. Approval of Minutes
  - b. Payroll
  - c. Staff Reports
5. Presentation of Bills and Claims
6. Citizen Participation
7. Business:
  - a. **Consideration of an Ordinance** appointing Chris Colomer as a Council Member to fill the vacancy created by the recent resignation.
  - b. **Official Oath of Office – Chris Colomer**
  - c. **Consideration of an Ordinance** abating the property tax levy for General Obligation Waterworks and Sewerage Refunding Bonds (Alternate Revenue Source), Series 2015.
  - d. **Consideration of an Ordinance** abating the property tax levy for the General Obligation Bonds (Alternate Revenue Source), Series 2012.
  - e. **Consideration of an Ordinance** abating the property tax levy for the Series 2013 General Obligation Waterworks and Sewerage Refunding Bonds, Alternate Revenue Source.
  - f. **Consideration of an Ordinance** establishing 2017 property tax levy, payable in 2018.
  - g. **Consideration of a Resolution** appointing Matthew Douglas to the Kewanee Airport Authority Board.
  - h. **Consideration of a Resolution** establishing the meeting dates for City Council meetings in 2018.
  - i. **Consideration of a Resolution** authorizing the purchase of a medium duty dump truck for use in the Street Department from Gustafson Ford.
  - j. **Consideration of a Resolution** authorizing the purchase of Utility Truck for use in the Water Department from Gustafson Ford.
  - k. **Consideration of a Resolution** authorizing the City Manager to enter into an agreement with AEP for the purchase of electrical energy for municipal use.
8. Council Communications:
9. Announcements:
10. Adjournment



## MEMORANDUM

**Date:** December 8, 2017  
**From:** Gary Bradley, City Manager  
**To:** Mayor & Council  
**RE:** Council Meeting of **Monday, December 11, 2017**

### **WORK SESSION AT 6:00 P.M.** **REGULAR MEETING AT 7:00 P.M.**

1. **Downtown Electric** – Plans are progressing for the required changes to the electric system in the downtown area, particularly as it relates to festivals and events. The City Engineer has met with our consulting engineer and engineering staff from Ameren. Together they have formulated conceptual plans that will next be designed for a bid package that will go out early next year in order to complete the project in early spring. The finished product will result in the city taking ownership of about 40 street lights in the downtown area that are now billed at a flat rate of \$8 each per month. A change to metered usage should save the City almost \$200 per month, while a change to LED lights would save the City even more (and provide a better quality of lighting). Overall, the project will result in lower operating costs and a safer, more versatile, and more efficient means of providing power to downtown events and festivals.
2. **City Pound** — Staff continues to explore alternatives to the current location, and has considered the feasibility of more than 70 existing structures. The City Engineer and I will be looking at a site next week. The building appears to be suitable from what we can tell and the owner is willing to work with the City on the terms. If it is a viable, we'll bring it to you for discussion in closed session on the 26<sup>th</sup>.
3. **Humane Society Meeting** — As noted previously, it was difficult to arrange schedules to identify a time that worked for the Humane Society staff and representatives of the City in follow-up to the City Council meeting where Humane Society personnel noted their concerns about the rising incidents of animal abuse, neglect, and abandonment (which have actually decreased). You may recall that at that meeting, the group presented a small stack of papers that contained information about animals that they felt had been abandoned or neglected by their owners where 'nothing had been done.' As noted at the time and in the follow-up meeting, we only know about such instances when they take the time to tell us, and such communication needs to occur sooner rather than later in order for us to be able to effectively address the situation. Of the 12 instances they supplied information for, none contained enough information or evidence to substantiate the filing of charges. The group advocated for the addition of a full time animal control officer, but indicated that they weren't familiar with the City's budget and whether or not the resources existed to fund such a position at this time. They also encouraged the City to establish a "trap, neuter,

release” program for feral cats, indicating that thanks to the fundraising efforts of Thor, they have enough funding to support such a program. They were encouraged to investigate the matter on their own, since they have the funding and personnel.

4. **Enterprise Zone**— All of the communities and the county passed ordinances similar to the one adopted by the City of Kewanee that authorizes the application and the execution of the Intergovernmental Agreement. We received a good response from the school districts, and each community is updating their Capital Improvements Information and building vacancies. I expect the application to be substantially complete by Friday of next week, which gives us the week of the 18th- 22<sup>nd</sup> to wrap up any missing information and double check everything. I’m also working with Elected Officials at the state level and DCEO on another approach that will enhance our chances of being successful in the application process.
5. **Ameren Lunch and Learn** – Staff attended a lunch-and-learn program held by Ameren at the Kewanee Library on December 6th. The event provided information regarding incentives/rebates available now through Ameren for municipal buildings with energy efficiency upgrades. Many of the project would pay for themselves in a year or two due to increased efficiency, and would result in lower energy consumption, thus providing for better stewardship of public funds.
6. **Ameren Site Remediation** – After more than two years and an investment of approximately \$32 million, the remediation project on Main Street is nearing completion. I met with a representative of Ameren and Environmental Resources Management to discuss the status of the project, their intended future use of the property, and efforts.
7. **Controlled Burns** – Fire personnel conducted a controlled burn at both of the City’s stormwater detention basins. They burned off excess grass and weeds as best as they could. Unfortunately, one of the sites was holding too much water in the basin for the City’s attempts to do much good. If conditions are favorable in the spring, they will attempt to address it again.
8. **Comcast** – Staff met with a representative from Comcast to discuss the upcoming franchise agreement renewal, our level of satisfaction with the services that they provide, along with their willingness and ability to help with improving the City’s Channel 13 through provisions that are already identified in the existing franchise agreement (and according to Comcast, are used by a number of communities). Under the existing agreement, at the City’s request Comcast will bill each customer 35 cents per month, which would then be passed on to the City to replace our outdated equipment. A new computer would enable the City to be able to provide videos, including school sporting events, video productions, and public service announcements for a variety of topics (fire safety, crime prevention tips, etc.). Staff is waiting for additional information from Comcast.
9. **Snow Removal** – The City is ready for snow events, with a full stock pile of salt and working equipment. That said, we’re still hoping for a mild winter.

10. **Dead Trees in Rights-of-way** —The City has removed the overwhelming majority of dead trees in the right of way. There are still 35 dead trees on the list to be removed, which will be included in next year's budget, then hopefully we can put the issue behind us and put the funds to a more constructive use. Ignoring the problem is not an option due to the liability issues that would come from leaving such a hazard unaddressed.
11. **Christmas Lights** – As expected the Christmas lights in Windmont Park are exceptional. The lights are also up at Northeast Park, and though the display is considerably smaller than the one at Windmont, the site has drawn a fair amount of traffic. Over time, this has the possibility of growing into something that is a major asset to the community and helps to draw visitors from around the region (like Windmont Park, but viewed from the comfort of a warm and cozy car).
12. **Downtown** – The City continues to make/coordinate minor adjustments to the downtown area in order to provide a noticeable improvement in the area.
13. **Christmas Party** — Reminder, the City's annual staff Christmas party will be held on Wednesday December 13th from 4 to 6 p.m. at Cerno's. Please stop by to celebrate with staff if you are available.
14. **KEDC** — There will be a KEDC Meeting on Wednesday, December 13, at 6:00pm at the Community Education Center.
15. **New Ambulance** – The radio has been installed in the second ambulance. It needs to pass the state inspection and will then be ready to be put into service at that time.
16. **Fire Trucks** – Each of the trucks in the fleet have completed pump testing. Engine 1 had some warranty work done while at Alexis to repair a faulty light and an inaccurate fuel gauge
17. **AMTRAK Wreath** – There is a wreath over the entrance to the Amtrak Depot from the tracks. It was donated by Mr. Bob Kuntz and his wife. If you see him be sure to thank him for his donation.
18. **Thanksgiving Trash Service** – We received no complaints related to the change in schedule for trash pickup on the week of Thanksgiving and several compliments. It appears that the idea of keeping trash consistent for Tuesday and Wednesday pickups and pushing Thursday pickups back to Saturday was a better system then moving everyone's trash ahead by a day. Minimizing the disruption eliminated a lot of people forgetting to put their trash out a day early, and people who normally have Thursday pick up were not required to wait a week to have their Thanksgiving-related trash picked up. We plan to continue the same approach in the future.

19. **Christmas Tree Collection** – The city will again be conducting Christmas tree collection and disposal for live trees. The trees must have all decorations removed and customers should call City Hall to have their address placed on a list for tree removal which will take place on December 29th and January 5th.
20. **Cub Scouts** – I spoke to a group of approximately 50 Cub Scouts about what we do, how we established our goals and priorities, the results of the residential survey, and the steps that we are taking to address the priorities that have been established. The presentation was interactive and the kids (and parents) had a lot of great questions to close out the presentation.
21. **Goodfellows Baskets** – The City will be putting the recycling truck at Central school to assist the people who are assembling the baskets with the removal of packaging materials from Dec. 18<sup>th</sup> through the 20<sup>th</sup>.
22. **FOP Intent to Bargain** – The City received official notice from the Fraternal Order of Police of their intent to collectively bargain. This was not unexpected because the contract in place expires on May 1<sup>st</sup>, 2018.
23. **Consortium Construction Project** – The construction consortium in which Wethersfield participates is building a house in Galva, but is looking for a project to tackle once that house is complete. Working with the City's infill development program with financing provided by a local financial institution or group of institutions would provide an opportunity to improve the housing stock in a targeted location using greatly reduced labor costs to provide a more affordable housing product.
24. **Fire Chief**– The Fire Chief will not be in attendance so that he can attend an out of town Christmas recital in which his daughters will be performing. He has no items on the agenda that would require his presence. If you have any questions for him that cannot be answered due to his absence, please email them to him on Monday and a response will be provided to you at the meeting.
25. **Ambulance Billing RFP** – The City will issue a request for proposals for Ambulance Billing by the end of this month. Responses are due back by February 2<sup>nd</sup>, and we expect to present a recommendation for your consideration during February.

City of Kewanee Community Development Department																
Demolition, Building Maintenance, Targeted Home Repair																
Last Name	First Name	House #	.N S E W.	Street Name	Suffix (St, Ave, Blvd)	Phone #	Date			Disposition	Follow-Up Notes	Date of NTA	NTA Result	Pictures on file	Additional Follow-up Needed	Proactive Or Complaint
							Mo	Day	Yr					Yes / No	Yes / No	P / C
		606	E	Eleventh	St		8	17	17	DANGEROUS BUILDING - Fast Track	8/17 RFP Published. 9/26 Contract signed. 9/28 Buildings down.			Yes	Yes	P
		611	N	Elm	St		8	17	17	DANGEROUS BUILDING - Fast Track	8/17 RFP Published. 9/26 Contract signed. 11/7 Building down.			Yes	Yes	P
		328		Rice	St		8	17	17	DANGEROUS BUILDING - Fast Track	8/17 RFP Published. 9/26 Contract signed. 11/1 Building down.			Yes	Yes	P
		706		Pleasant	St		8	17	17	DANGEROUS BUILDING - Fast Track	8/17 RFP Published. 9/26 Contract signed. 10/23 Building down.			Yes	Yes	P
Oconner	Tim	531	E	Eighth	St	525-3592	11	13	17	Subject built a garage with no building permit.	11/13 Made contact and advised Oconner to apply for a building permit. 11/29 Called Oconner. Stated he plans to take it down but wasn't able to give a date. Advised to get back to me as soon as possible and advise when it will be taken down.					P
Neels	Larry	307	E	Second	St		11	14	17	Subject built a garage with no building permit.	11/14 Made contact and advised Neels to apply for a building permit. Permit applied for.	N/A	N/A	No	No	P
Aldrich	John	813	W	Fourth	St		11	29	17	DANGEROUS BUILDING	Fast Track demolition process initiated.					P
Griffith	Jim	302	E	Prospect	St		11	30	17	DANGEROUS BUILDING	Dilapidated garage. Demo Grant applied for. Demo Permit issued.					

City of Kewanee Community Development Department										
Nuisance Tracking Trash/Junk/Litter/Inoperable&Abandoned Vehicles										
File Number	Owner Name	House #	.N S E W.	Street Name	Suffix (St, Ave, Blvd)	Phone #	Open Date	Violation Short Description	Inspection Comments	How Received
17-000108	CANTWELL, JANIE	830		FRANKLIN	ST		11/01/2017	Littering	General yard clean up.	Staff Initiated
17-000109	GRABBE, MARK A	1325		PINE	ST		11/01/2017	Littering	General yard clean up.	Staff Initiated
17-000110	BROWN, CLIFFORD R	827		Acorn			11/01/2017	Littering	Junk by garage and yard.	Staff Initiated
17-000111	EGGIMANN, EDWARD E & BETTY J	815		COLUMBUS	AVE		11/01/2017	Littering	Trash and litter in yard	Staff Initiated
17-000112	HARBOUR PORTFOLIO VII LP,	807		COLUMBUS			11/01/2017	Littering	Sofa at street	Staff Initiated
17-000113	CORRAL, JOSA P	324	WEST	OAK			11/01/2017	Storage and parking of vehicles and other personal property	Unlicensed/inoperable vehicle(s)	Staff Initiated
17-000113	CORRAL, JOSA P	324	WEST	OAK			11/01/2017	Littering	Tires and junk and general clean up.	Staff Initiated
17-000114	HAMPTON, WREN R & REBECCA G	310	WEST	OAK	ST		11/01/2017	Littering	Trash and litter in yard	Staff Initiated
17-000115	FEUCHT, EARL	135		Edwards			11/02/2017	Littering	Trash at curb	Staff Initiated
17-000116	GAINES, BRANDON	227		Elliott			11/06/2017	Littering	General yard clean up. Front and back yard	Online
17-000117	GOOD, ANN	711		Chestnut			11/06/2017	Animal waste on private property	Animal waste in back yard.	Phone
17-000117	GOOD, ANN	711		Chestnut			11/06/2017	Littering	Trash and litter in yard all sides of home	Phone
17-000118	NIERYNCK, MATTHEW	420	EAST	MILL			11/06/2017	Storage and parking of vehicles and other personal property	Unlicensed/inoperable vehicle(s)	Phone
17-000118	NIERYNCK, MATTHEW	420	EAST	MILL			11/06/2017	Littering	Trash and litter in yard all sides of home	Phone
17-000119	DANA, WILLIAM M	1222	EAST	7TH	ST		11/07/2017	Littering	Trash and litter in yard west side of home	Staff Initiated
17-000120	BLAIR, SEAN K & ALANA C	714	EAST	5TH	ST		11/08/2017	Littering	Trash and junk around home	Staff Initiated
17-000121	KEMPIN, TAMARA L	328	E		8 ST		11/08/2017	Storage and parking of vehicles and other personal property	Unlicensed/inoperable vehicle(s) and trailer	Staff Initiated
17-000121	KEMPIN, TAMARA L	328	E		8 ST		11/08/2017	Littering	Trash and litter in yard	Staff Initiated
17-000122	TORRES, RAVLITO	403		MCKINLEY	AVE		11/08/2017	Littering	Chair at curb	Staff Initiated
17-000123	TUMBLESON, MICHAEL	621	EAST	5TH	ST		11/09/2017	Littering	trash at curb.	Staff Initiated
17-000124	PEED, JASON A & LISA R	524	NORTH	CHESTNUT			11/13/2017	Littering	Trash and litter in yard and porch.	Staff Initiated
17-000125	FORD, IRA J & CHRISTINE M	705		FLORENCE	ST		11/14/2017	Littering	General yard clean up.	Staff Initiated
17-000126	DEMONT, DANIEL D SR	1121		June			11/14/2017	Littering	Junk by garage	Staff Initiated
17-000127	AINLEY, JAMIE L	1117		JUNE	ST		11/14/2017	Storage and parking of vehicles and other personal property	Unlicensed/inoperable vehicle(s)	Staff Initiated
17-000127	AINLEY, JAMIE L	1117		JUNE	ST		11/14/2017	Littering	General yard clean up.	Staff Initiated
17-000128	KUYKENDALL, MISTY	1016		HARRISON	ST		11/14/2017	Littering	Sofa outside on porch of indoor type.	Staff Initiated
17-000129	WILLEY, JENNIFER S	1122		REESE			11/14/2017	Littering	Trash and litter in yard	Staff Initiated
17-000130	MAHNESMITH, JOHN EST & BETTY	712		HARBOUR	ST		11/14/2017	Littering	General yard clean up.	Staff Initiated
17-000131	HEATHERLY, PATRICIA B	1602		Lake			11/14/2017	Littering	Trash and litter in yard all sides of home	Staff Initiated
17-000132	MARTINEZ, JORGE SOTELO & JUANITA SOTELO	605			5		11/14/2017	Littering	General yard clean up.	Staff Initiated
17-000133	CORRAL, GUADALUPE	706	SOUTH	WASHINGTON	ST		11/15/2017	Littering	General yard clean up. Front and back yard	Staff Initiated
17-000134	FRIEDLS, RANDALL R & GRACE D	815		BIRCH	PL		11/15/2017	Storage and parking of vehicles and other personal property	Unlicensed/inoperable vehicle(s)	Staff Initiated
17-000134	FRIEDLS, RANDALL R & GRACE D	815		BIRCH	PL		11/15/2017	Littering	General yard clean up.	Staff Initiated
17-000135	FEUCHT, EARL W & MARGARET L	811		Prairie			11/15/2017	Littering	General yard clean up.	Staff Initiated
17-000136	SHAW, GEORGE W & GEORGE W III	819	EAST	4TH	ST		11/15/2017	Littering	General yard clean up.	Staff Initiated
17-000137	Warner, Jerry A Jr & Debra L	110 1/2	NORTH	PARK	ST		11/15/2017	Littering	Junk by garage	Staff Initiated
17-000138	CONNER, GREGORY A	321	NORTH	BOSS	ST		11/16/2017	Littering	general yard clean up. back yard. burn pile	Staff Initiated
17-000139	REDNOUR, JOSEPH P	816		PLEASANT	ST		11/16/2017	Littering	Chair. And junk on side of home.	Staff Initiated
17-000140	HANSEN, ALICE	605		Willow			11/16/2017	Littering	General yard clean up.	Staff Initiated
17-000141	DEWOLFE, BETTY L	525		Willow			11/16/2017	Littering	junk on side of home.	Staff Initiated
17-000142	BYSTRY, ELIZABETH	107		GOODRICH			11/16/2017	Littering	General yard clean up.	Staff Initiated
17-000143	HOFFMAN, STEVEN L & TOREY L & TROWBRIDGE, JACKIE L	319		WHITNEY	AVE		11/17/2017	Littering	General yard clean up.	Staff Initiated
17-000144	NYERT, LAVONA M	135	WEST	MILL	ST		11/17/2017	Storage and parking of vehicles and other personal property	Unlicensed/inoperable vehicle(s) in yard	Staff Initiated
17-000144	NYERT, LAVONA M	135	WEST	MILL	ST		11/17/2017	Littering	General yard clean up.	Staff Initiated
17-000145	BLAKEY, SHARON	112	WEST	COLLEGE			11/17/2017	Littering	General yard clean up. And trash on east side	Staff Initiated
17-000146	CLAGUE, JENNIFER LF	233	WEST	COLLEGE			11/17/2017	Littering	Junk on side of home and yard needs a general clean up.	Staff Initiated
17-000147	BERMIDEZ, JAVIES & CYNTHIA	226	WEST	COLLEGE			11/17/2017	Littering	General yard clean up.	Staff Initiated
17-000148	ENSLEY, MAURITA	110	WEST	CHURCH			11/17/2017	Littering	General yard clean up. Junk and trash	Staff Initiated
17-000149	HEB LLC,	115	EAST	CHURCH			11/17/2017	Littering	Junk by garage	Staff Initiated
17-000151	HOWARD, JACOB W	217		WILEY	AVE		11/20/2017	Littering	Junk on side of home and general yard clean up	Staff Initiated
17-000152	ENSLEY, ROBERT	230		Wiley			11/20/2017	Unsafe, Unsightly Structures	Building steel falling down.	Staff Initiated
17-000153	ENSLEY, MAURITA	234		Wiley			11/20/2017	Littering	Yard needs a general clean up.	Staff Initiated
17-000154	GAINES, BRANDON	227		Elliott			11/20/2017	Littering	Remove ladder, store tire indoors and clean up	Phone
17-000155	GAUGHT, ANTHONY J	517	EAST	9TH	ST		11/20/2017	Littering	Junk on side of home and general yard clean up	In Person
17-000156	LONGEVILLE, LANCE A RLTR	225		TENNEY			11/20/2017	Storage and parking of vehicles and other personal property	Cars in front yard	Online

City of Kewanee Community Development Department										
Nuisance Tracking    Trash/Junk/Litter/Inoperable&Abandoned Vehicles										
					Suffix (St, Ave, Blvd)	Phone #				
File Number	Owner Name	House #	.N S E W.	Street Name			Open Date	Violation Short Description	Inspection Comments	How Received
17-000157	ENSLEY, ROBERT A & MAURITA K	132	WEST	CHURCH	ST		11/21/2017	Littering	Junk on side of home and general yard clean up.	Staff Initiated
17-000158	DURNIL, GLADYS	1107	NORTH	EAST			11/21/2017	Storage and parking of vehicles and other personal property	Unlicensed/inoperable vehicle(s)	Staff Initiated
17-000158	DURNIL, GLADYS	1107	NORTH	EAST			11/21/2017	Littering	General yard clean up.	Staff Initiated
17-000159	AINLEY, RUTH A	519	EAST	9TH	ST		11/21/2017	Littering	Furniture on front porch of indoor type.	Staff Initiated
17-000160	STONER, CHRISTOPHER P & TABITHA J	628	EAST	11TH	ST		11/21/2017	Littering	Junk wood in drive way.	Staff Initiated
17-000161	ROHRIG, REBECCA L & JASON M	1040	NORTH	GRACE	AVE		11/21/2017	Littering	General yard clean up. Front and back yard.	Staff Initiated
17-000162	HERNBLOM, DAVID W & CONTINA M	1029		TERRY			11/21/2017	Littering	Junk on side of home and general yard clean up.	Staff Initiated
17-000163	CALLICUTT, BONNIE L	524	EAST	11TH	ST		11/21/2017	Littering	Trash in burn pile	Staff Initiated
17-000164	WILLIAMS, ERNEST L	1035		TERRY	AVE		11/21/2017	Littering	General yard clean up. Brush pile in back.	Staff Initiated
17-000165	LUCAS, JEFFREY A & ELSIE P	1032		TERRY	AVE		11/21/2017	Storage and parking of vehicles and other personal property	Unlicensed/inoperable vehicle(s) back yard.	Staff Initiated
17-000165	LUCAS, JEFFREY A & ELSIE P	1032		TERRY	AVE		11/21/2017	Littering	Junk by garage and yard.	Staff Initiated
17-000166	TAYLOR, DOROTHY MAE	602	EAST	7TH	ST		11/21/2017	Storage and parking of vehicles and other personal property	Unlicensed/inoperable vehicle(s)	Staff Initiated
17-000167	HAYES, RAY E JR & PENNY M	426		9th			11/22/2017	Littering	Junk by garage	Staff Initiated
17-000168	GAINES, BRANDON	227		Elliott			11/22/2017	Littering	Junk on side of home and general yard clean up.	Phone
17-000169	ZEPEDA, SILVIA	521		Pine			11/22/2017	Littering	Junk on side of home and general yard clean up.	Staff Initiated
17-000170	EGGIMANN, EDWARD E & SMITH, JOEVELYN EST	506		Mill			11/22/2017	Littering	Junk around home.front and back. General yard clean up.	Staff Initiated
17-000171	DECLERCQ, JOHN P & REBECCA	430		Mill			11/22/2017	Storage and parking of vehicles and other personal property	Unlicensed/inoperable vehicle(s)	Staff Initiated
17-000171	DECLERCQ, JOHN P & REBECCA	430		Mill			11/22/2017	Littering	Junk by Van.	Staff Initiated
17-000172	EMERY, GENE R	412		Page			11/22/2017	Littering	Brush pile under front porch.	Staff Initiated
17-000173	CLONG, SCOTT D	1014		ROSEVIEW	AVE		11/27/2017	Littering	Trash and litter in yard	Phone
17-000174	GANDARILLA, GLORIA	1102		Rockwell			11/29/2017	Littering	Trash and litter in yard	Staff Initiated



<b>City of Kewanee Community Development Department</b>										
<b>Weed Notice Tracking</b>										
<b>File Number</b>	<b>Owner Name</b>	<b>House #</b>	<b>.N S E W.</b>	<b>Street Name</b>	<b>Suffix (St, Ave, Blvd)</b>	<b>Phone #</b>	<b>Open Date</b>	<b>Violation Short Description</b>	<b>Inspection Comments</b>	<b>How Received</b>
17-000116	GAINES, BRANDON	227		Elliott			11/06/2017	Weeds and Tall Grasses	tall weeds around home and back yard.	Online
17-000118	NIERYNCK, MATTHEW	420	EAST	MILL			11/06/2017	Weeds and Tall Grasses	tall weeds around home	Phone
17-000121	KEMPIN, TAMARA L	328	E	8	ST		11/08/2017	Weeds and Tall Grasses	tall weeds around home and back yard.	Staff Initiated

<b><i>City of Kewanee Community Development Department</i></b>												
<b><i>Miscellaneous Activity</i></b>												
<i>Last Name</i>	<i>First Name</i>	<i>Mid Init</i>	<i>House #</i>	<i>.N S E W.</i>	<i>Street Name / Location</i>	<i>Suffix (St, Ave, Blvd)</i>	<i>Phone #</i>	<i>Date Of Incident</i>			<i>Incident Description</i>	
								<i>Mo</i>	<i>Day</i>	<i>Yr</i>		

# CITY OF KEWANEE, ILLINOIS

## WATER AUDIT DATA - LOSSES

### MONTHLY REPORT - NOVEMBER 2017

Prepared by Dale R. Nobel, P.E. - City Engineer, UPDATED DECEMBER 8, 2017

#### EXECUTIVE SUMMARY:

##### NOVEMBER 2017 WATER LOSS @ 26.9%

2017 YTD @ 29.2%; 2016 YEAR @ 31.2%; 2015 YEAR @ 49.1%

PEAK LOSS - MARCH 2015 @ 58.4%

##### NOVEMBER 2017 FIN.WATER AVE.DAILY FL. @ 0.99 MGD!!

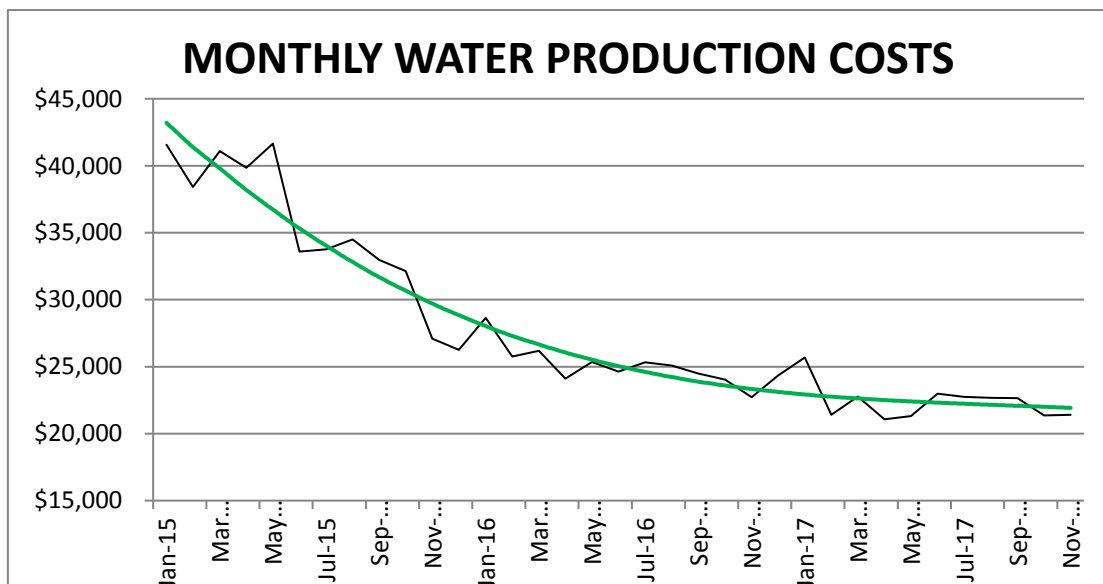
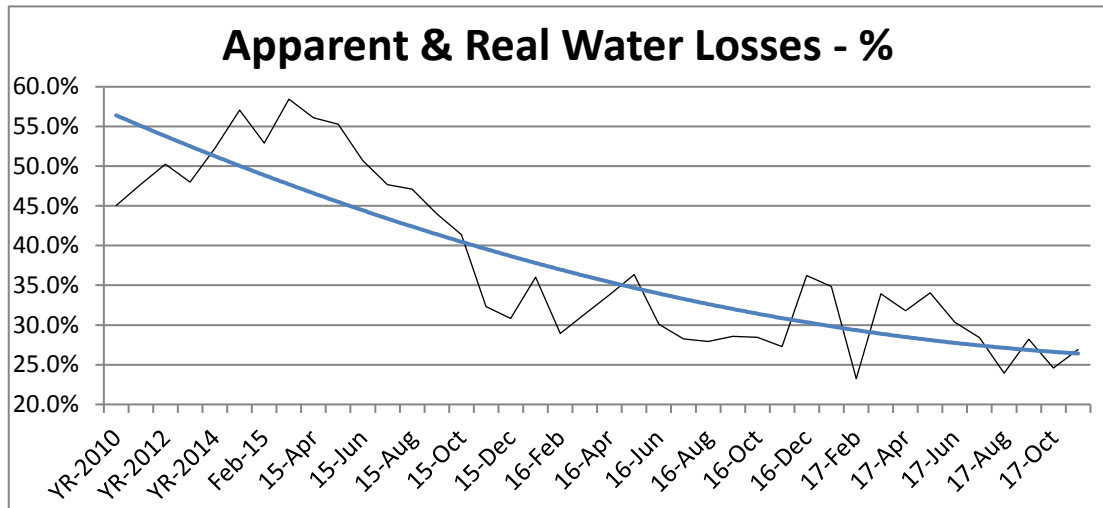
2017 YTD @ 1.04 MGD ; 2016 YEAR @ 1.11 MGD; 2015 YEAR @ 1.60 MGD;

PEAK FLOW - MARCH 2015 @ 1.90 MGD

##### NOVEMBER 2017 MONTHLY PROD. COST @ \$21,402

2017 YTD @ \$22,372/M; 2016 YEAR @ \$25,059/M; 2015 YEAR @ \$35,244/M

PEAK PRODUCTION COST - MARCH 2015 @ \$41,093



# CITY OF KEWANEE, ILLINOIS

## WATER AUDIT DATA - LOSSES

### MONTHLY REPORT - NOVEMBER 2017

Prepared by Dale R. Nobel, P.E. - City Engineer, December 8, 2017

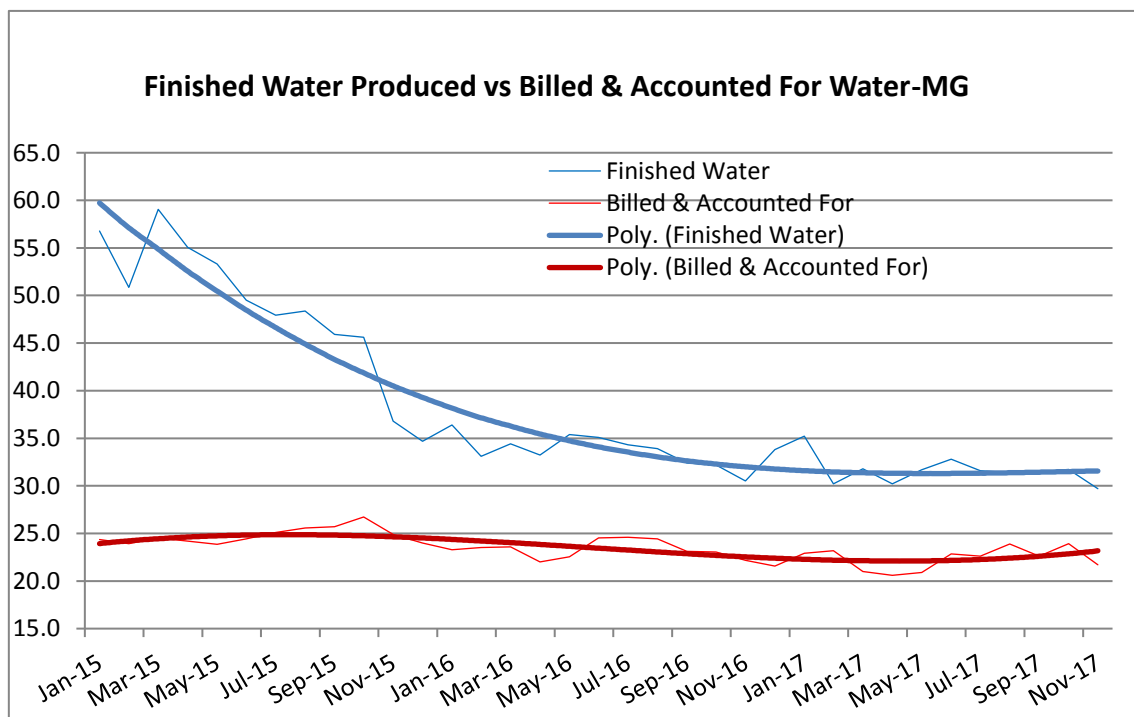
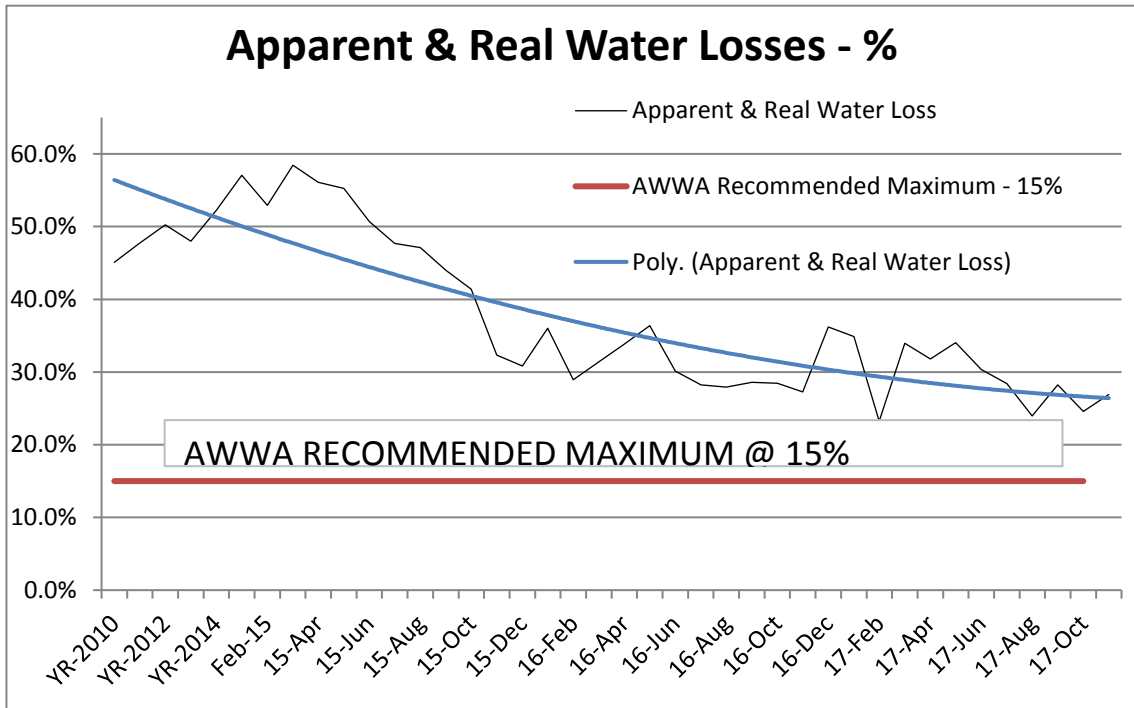
### WATER LOSS DATA - 2015/16/17

DATE	RAW WATER	FINISHED WATER	AMOUNT BILLED	WWTP USEAGE	CITY OTHER	TOTAL ACC.FOR	LOSS %	AWWA MAX %
YR-2010	57.6	48.3	24.4	2	0.13	26.5	45.1%	15.0%
YR-2011	58.5	49.6	23.8	2	0.13	25.9	47.7%	15.0%
YR-2012	61	51.5	23.5	2	0.13	25.6	50.2%	15.0%
YR-2013	57.1	48.5	23.1	2	0.13	25.2	48.0%	15.0%
YR-2014	67.6	53.9	23.6	2	0.13	25.7	52.3%	15.0%
Jan-15	68.44	56.8	22.24	2	0.13	24.4	57.1%	15.0%
Feb-15	63.13	50.9	22	1.81	0.13	23.9	52.9%	15.0%
15-Mar	72.87	59.1	22.13	2.28	0.13	24.5	58.4%	15.0%
15-Apr	66.66	55.1	21.85	2.2	0.13	24.2	56.1%	15.0%
15-May	66.11	53.3	21.62	2.1	0.13	23.9	55.3%	15.0%
15-Jun	62.19	49.5	22.19	2.1	0.13	24.4	50.7%	15.0%
15-Jul	59.4	47.9	22.82	2.14	0.13	25.1	47.7%	15.0%
15-Aug	58.93	48.4	23.31	2.14	0.13	25.6	47.1%	15.0%
15-Sep	55.8	45.9	23.51	2.07	0.13	25.7	44.0%	15.0%
15-Oct	56.1	45.6	24.64	1.96	0.13	26.7	41.4%	15.0%
15-Nov	45.4	36.8	22.38	1.8	0.73	24.9	32.3%	15.0%
15-Dec	43.2	34.7	22.67	1.2	0.13	24.0	30.8%	15.0%
16-Jan	45.3	36.4	21.15	2	0.13	23.3	36.0%	15.0%
16-Feb	41.1	33.1	22.21	1.18	0.13	23.5	28.9%	15.0%
16-Mar	42.7	34.4	22.16	1.02	0.42	23.6	31.4%	15.0%
16-Apr	43.2	33.3	20.82	1.06	0.13	22.0	33.8%	15.0%
16-May	44.4	35.4	21	1.4	0.13	22.5	36.4%	15.0%
16-Jun	44.3	35.1	23.11	1.29	0.13	24.5	30.1%	15.0%
16-Jul	42.4	34.3	23.15	1.33	0.13	24.6	28.3%	15.0%
16-Aug	40.5	33.9	23.12	1.18	0.13	24.4	27.9%	15.0%
16-Sep	39.1	32.4	21.95	1.05	0.13	23.1	28.6%	15.0%
16-Oct	41.6	32.2	22.03	0.88	0.13	23.0	28.4%	15.0%
16-Nov	37.8	30.5	21.41	0.64	0.13	22.2	27.3%	15.0%
16-Dec	42.4	33.8	20.21	1.02	0.33	21.6	36.2%	15.0%
17-Jan	44	35.2	21.64	1.16	0.13	22.9	34.9%	15.0%
17-Feb	37.3	30.2	22.4	0.65	0.13	23.2	23.2%	15.0%
17-Mar	38.9	31.8	20.09	0.72	0.197	21.0	33.9%	15.0%
17-Apr	36.7	30.2	20	0.47	0.13	20.6	31.8%	15.0%
17-May	39.1	31.7	20.22	0.2	0.49	20.9	34.0%	15.0%
17-Jun	38.8	32.8	21.9	0.167	0.78	22.8	30.3%	15.0%
17-Jul	38.9	31.6	21.93	0.157	0.54	22.6	28.4%	15.0%
17-Aug	38.5	31.4	23.14	0.17	0.57	23.9	23.9%	15.0%
17-Sep	39.1	31.5	22.33	0.15	0.13	22.6	28.2%	15.0%
17-Oct	37.9	31.7	23.66	0.12	0.13	23.9	24.6%	15.0%
17-Nov	38.9	29.7	21.4	0.12	0.19	21.7	26.9%	15.0%
2017 YTD	428.1	347.82	238.71	4.084	3.417	246.211	29.2%	15.00%
2016	504.8	404.74	262.32	14.05	2.05	278.42	31.2%	15.00%
2015	718.23	583.88	271.36	23.8	2.16	297.32	49.1%	15.00%

# CITY OF KEWANEE, ILLINOIS WATER AUDIT DATA - LOSSES MONTHLY REPORT - NOVEMBER 2017

Prepared by Dale R. Nobel, P.E. - City Engineer, December 8, 2017

## WATER LOSSES - 2015/16/17



# CITY OF KEWANEE, ILLINOIS

## WATER AUDIT DATA - AVERAGE DAILY FLOWS

### MONTHLY REPORT - NOVEMBER 2017

Prepared by Dale R. Nobel, P.E. - City Engineer, December 8, 2017

### FINISHED WATER - AVERAGE DAILY FLOWS

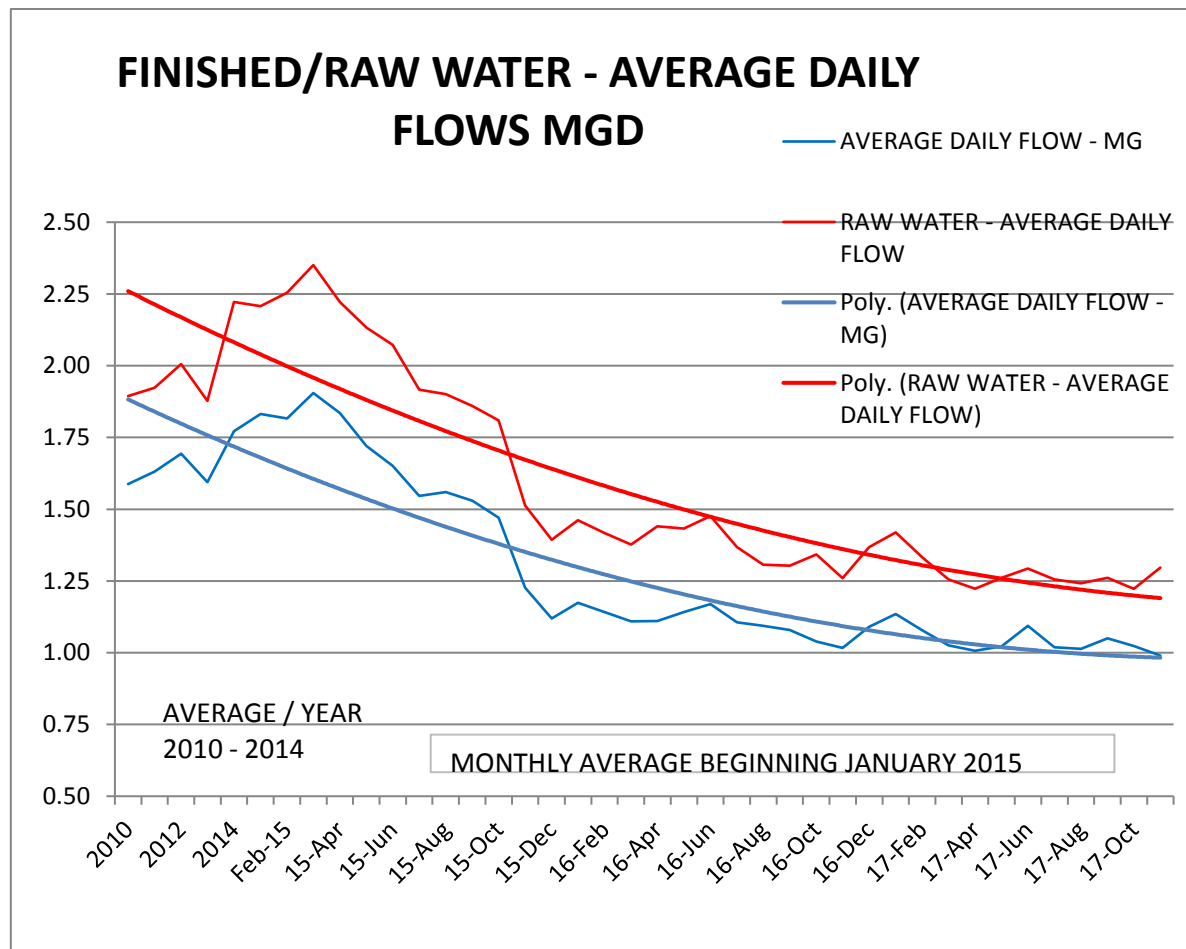
DATE	FINISHED WATER	AVERAGE DAILY FLOW MG / DAY	NOTES:	RAW WATER	ADF MG/DAY
2010	48.3	1.59		57.6	1.89
2011	49.6	1.63		58.5	1.92
2012	51.5	1.69		61	2.01
2013	48.5	1.59		57.1	1.88
2014	53.9	1.77		67.6	2.22
Jan-15	56.8	1.83		68.44	2.21
Feb-15	50.9	1.82		63.13	2.25
15-Mar	59.1	1.90		72.87	2.35
15-Apr	55.1	1.84		66.66	2.22
15-May	53.3	1.72		66.11	2.13
15-Jun	49.5	1.65		62.19	2.07
15-Jul	47.9	1.55		59.4	1.92
15-Aug	48.4	1.56		58.93	1.90
15-Sep	45.9	1.53		55.8	1.86
15-Oct	45.6	1.47		56.1	1.81
15-Nov	36.8	1.23		45.4	1.51
15-Dec	34.7	1.12		43.2	1.39
16-Jan	36.4	1.17		45.3	1.46
16-Feb	33.1	1.14		41.1	1.42
16-Mar	34.4	1.11		42.7	1.38
16-Apr	33.3	1.11		43.2	1.44
16-May	35.4	1.14		44.4	1.43
16-Jun	35.1	1.17		44.3	1.48
16-Jul	34.3	1.11		42.4	1.37
16-Aug	33.9	1.09		40.5	1.31
16-Sep	32.4	1.08		39.1	1.30
16-Oct	32.2	1.04		41.6	1.34
16-Nov	30.5	1.02		37.8	1.26
16-Dec	33.8	1.09	Vehicle hits FH,	42.4	1.37
17-Jan	35.2	1.14		44	1.42
17-Feb	30.2	1.08		37.3	1.33
17-Mar	31.8	1.03		38.9	1.25
17-Apr	30.2	1.01		36.7	1.22
17-May	31.7	1.02		39.1	1.26
17-Jun	32.8	1.09	FH Flow Testing/Flushing	38.8	1.29
17-Jul	31.6	1.02	FH Flow Testing/Flushing	38.9	1.25
17-Aug	31.4	1.01	FH Flow Testing/Flushing	38.5	1.24
17-Sep	31.5	1.05		39.1	1.26
17-Oct	31.7	1.02		37.9	1.22
17-Nov	29.7	0.99	WELL #4 FLUSHING	38.9	1.30
2017 YTD	347.8	1.04			
2016	404.8	1.11			
2015	583.9	1.60			

# CITY OF KEWANEE, ILLINOIS

## WATER LOSS AUDIT CHART - AVERAGE DAILY FLOWS

### MONTHLY REPORT - NOVEMBER 2017

Prepared by Dale R. Nobel, P.E. - City Engineer, December 8, 2017



# CITY OF KEWANEE, ILLINOIS

## WATER AUDIT DATA - POWER CONSUMPTION/COSTS

### MONTHLY REPORT - NOVEMBER 2017

Prepared by Dale R. Nobel, P.E. - City Engineer, December 8, 2017

DATE	POWER CONSUMPTION - KWHs					KWH x 1000	COST @ \$0.081/KWH
	#1/NWTP	WELL #3	#4/SWTP	WELL #5	T. KWHs		
Jan-15	73800	104320	136800	17016	331936	332	\$26,887
Feb-15	69900	85440	122640	31890	309870	310	\$25,099
15-Mar	43800	77120	154320	41496	316736	317	\$25,656
15-Apr	63000	64000	149280	40020	316300	316	\$25,620
15-May	83700	80960	152400	25380	342440	342	\$27,738
15-Jun	57300	9280	145920	41406	253906	254	\$20,566
15-Jul	81600	9280	146880	24108	261868	262	\$21,211
15-Aug	106800	20480	134640	9144	271064	271	\$21,956
15-Sep	103540	640	147840	8424	260444	260	\$21,096
15-Oct	90600	8640	134160	16662	250062	250	\$20,255
15-Nov	89700	21760	101280	3690	216430	216	\$17,531
15-Dec	76800	18560	112560	4320	212240	212	\$17,191
16-Jan	106800	42560	78720	7836	235916	236	\$19,109
16-Feb	85800	24000	100320	756	210876	211	\$17,081
16-Mar	99300	29440	74160	8790	211690	212	\$17,147
16-Apr	69300	12160	85440	21570	188470	188	\$15,266
16-May	69900	15680	94080	18546	198206	198	\$16,055
16-Jun	50100	640	113520	26370	190630	191	\$15,441
16-Jul	114000	640	83520	3768	201928	202	\$16,356
16-Aug	164700	3840	32400	1206	202146	202	\$16,374
16-Sep	155400	20480	22800	438	199118	199	\$16,129
16-Oct	103800	640	85920	798	191158	191	\$15,484
16-Nov	58500	960	118560	3738	181758	182	\$14,722
16-Dec	77700	640	81120	31626	191086	191	\$15,478
17-Jan	77100	640	96720	28872	203332	203	\$16,470
17-Feb	86700	960	48480	31338	167478	167	\$13,566
17-Mar	83400	640	59040	35442	178522	179	\$14,460
17-Apr	82800	1600	49440	30258	164098	164	\$13,292
17-May	62100	6080	55440	37074	160694	161	\$13,016
17-Jun	110400	15360	32640	22086	180486	180	\$14,619
17-Jul	75020	8267	61504	34044	178835	179	\$14,486
17-Aug	76500	12480	57867	32094	178941	179	\$14,494
17-Sep	76800	0	84240	16506	177546	178	\$14,381
17-Oct	70200	2880	61920	27696	162696	163	\$13,178
17-Nov	59100	2240	60960	44010	166310	166	\$13,471

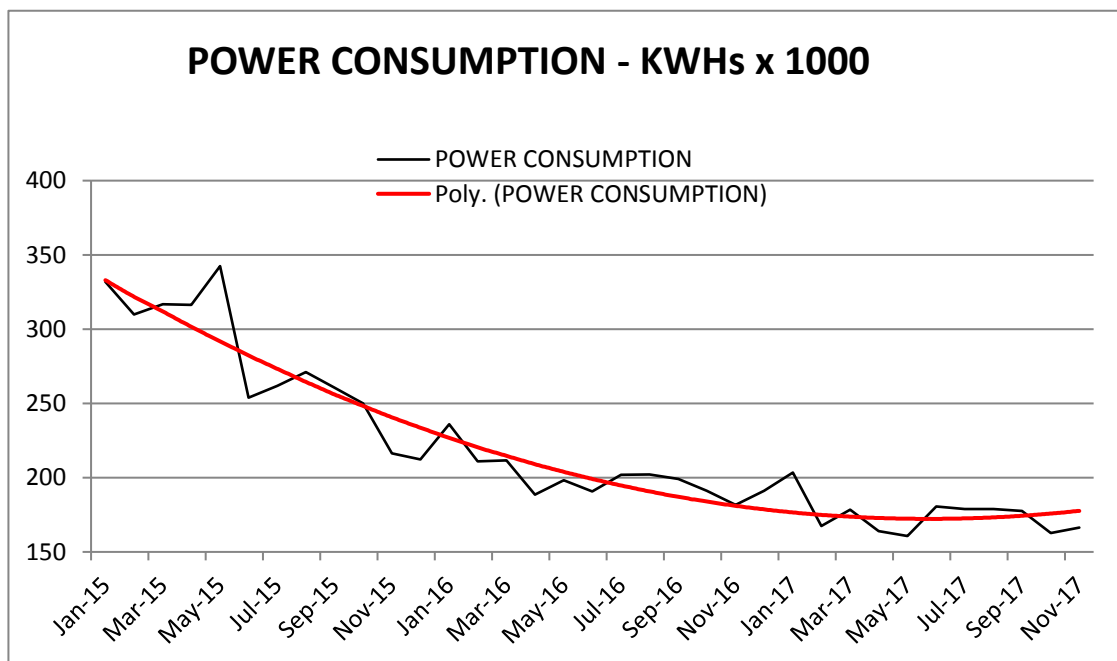
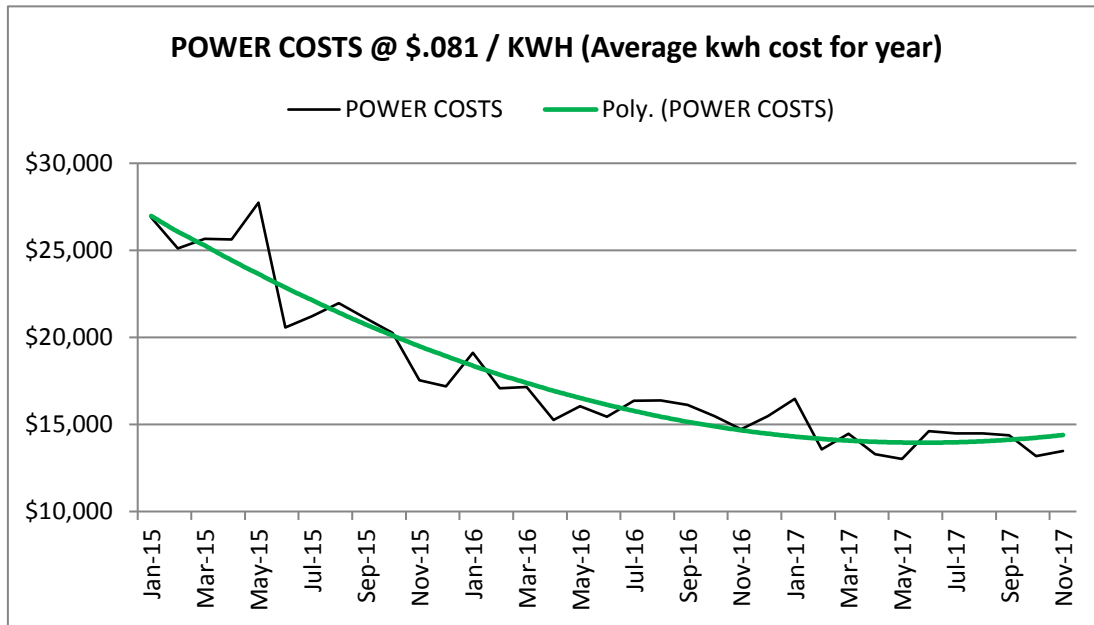


# CITY OF KEWANEE, ILLINOIS

## WATER AUDIT DATA - POWER CONSUMPTION/COSTS

### MONTHLY REPORT - NOVEMBER 2017

Prepared by Dale R. Nobel, P.E. - City Engineer, December 8, 2017



# CITY OF KEWANEE, ILLINOIS

## WATER AUDIT DATA - 2015/16/17 POWER BILLINGS

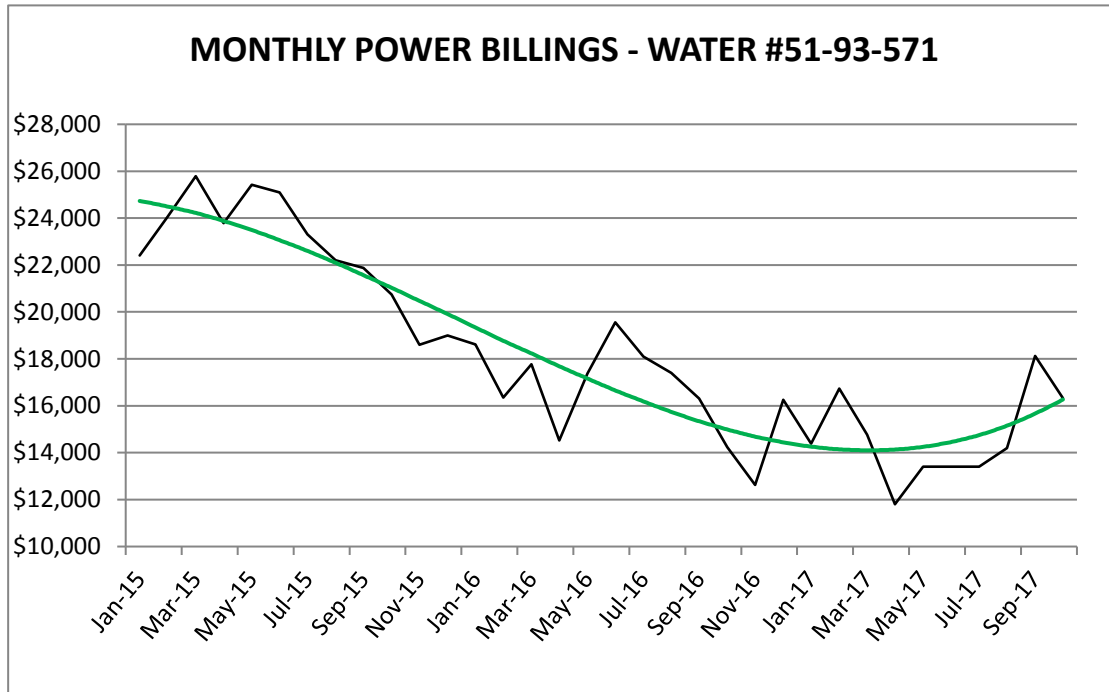
### MONTHLY REPORT - NOVEMBER 2017

Prepared by Dale R. Nobel, P.E. - City Engineer, December 8, 2017  
 ( City Account # 51-93-571; Amounts shown were paid the month following)

DATE	TOTAL BILLING	POWER BILLINGS				
		TOTAL KWHs	COST / KWH			
Jan-15	\$22,413	331936	\$0.068			
Feb-15	\$24,058	309870	\$0.078			
15-Mar	\$25,787	316736	\$0.081			
15-Apr	\$23,790	316300	\$0.075			
15-May	\$25,418	342440	\$0.074			
15-Jun	\$25,089	253906	\$0.099			
15-Jul	\$23,312	261868	\$0.089	\$169,867	2133056	\$0.0796
15-Aug	\$22,202	271064	\$0.082			
15-Sep	\$21,874	260444	\$0.084			
15-Oct	\$20,737	250062	\$0.083			
15-Nov	\$18,598	216430	\$0.086			
15-Dec	\$18,994	212240	\$0.089	\$272,272	3343296	\$0.0814 Ave. \$ / KWH - 2015
16-Jan	\$18,611	235916	\$0.079			
16-Feb	\$16,356	210876	\$0.078			
16-Mar	\$17,776	211690	\$0.084			
16-Apr	\$14,522	188470	\$0.077			
16-May	\$17,374	198206	\$0.088			
16-Jun	\$19,562	190630	\$0.103			
16-Jul	\$18,100	201928	\$0.090	\$122,301	1437716	\$0.0851
16-Aug	\$17,395	202146	\$0.086	\$139,696	1639862	\$0.0852
16-Sep	\$16,304	199118	\$0.082			
16-Oct	\$14,243	191158	\$0.075	\$170,243	2030138	\$0.0839
16-Nov	\$12,633	181758	\$0.070	\$182,877	2211896	\$0.0827
16-Dec	\$16,260	191086	\$0.085	\$199,137	2402982	\$0.0829 Ave. \$ / KWH - 2016
17-Jan	\$14,391	203332	\$0.071	\$213,528	2606314	\$0.0819
17-Feb	\$16,734	167478	\$0.100	\$230,262	2773792	\$0.0830
17-Mar	\$14,771	178522	\$0.083	\$245,033	2952314	\$0.0830
17-Apr	\$11,803	164098	\$0.072	\$256,836	3116412	\$0.0824
17-May	\$13,406	160694	\$0.083	\$270,242	3277106	\$0.0825
17-Jun	\$13,406	180486	\$0.074	\$283,648	3457592	\$0.0820
17-Jul	\$13,406	178835	\$0.075	\$297,054	3636427	\$0.0817
17-Aug	\$14,193	178941	\$0.079	\$311,247	3815368	\$0.0816
17-Sep	\$18,129	177546	\$0.102	\$329,376	3992914	\$0.0825
17-Oct	\$16,324	166310	\$0.098	\$345,700	4159224	\$0.0831

**CITY OF KEWANEE, ILLINOIS**  
**WATER AUDIT DATA - 2015/16/17 POWER BILLINGS**  
**MONTHLY REPORT - NOVEMBER 2017**

Prepared by Dale R. Nobel, P.E. - City Engineer, December 8, 2017



NOTE: HIGHER BILLS IN AUG - NOV. 17 DUE TO FLUSHING WELL #4 TO WASTE ON OCCASION

# CITY OF KEWANEE, ILLINOIS

## WATER AUDIT DATA - CHEMICAL/MEMBRANE COSTS

### MONTHLY REPORT - NOVEMBER 2017

Prepared by Dale R. Nobel, P.E. - City Engineer, December 8, 2017

Chemical costs average \$150 per 1 MG of finished water

Membrane Replacement cost is approximately \$90 per 1 MG of Raw Water

(Based on 2014 replacement cost of \$518,000 for 5,920 MG RW Pumped)

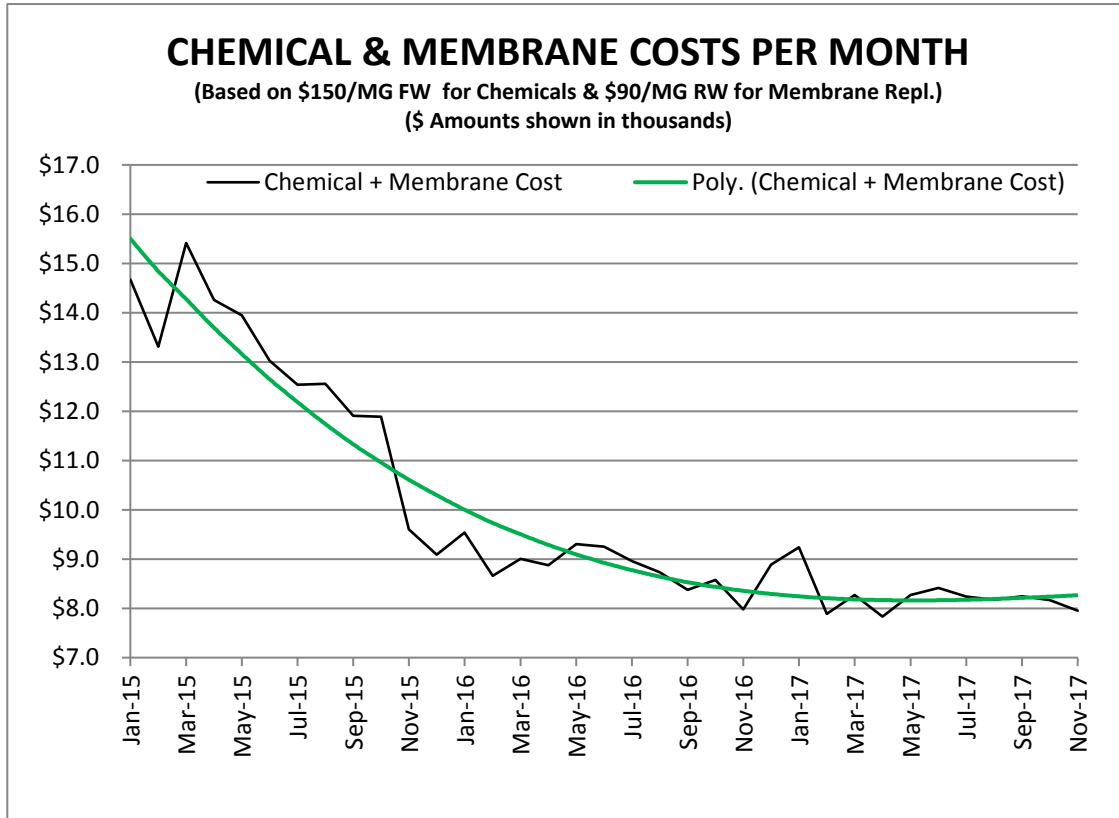
DATE	RAW WATER	FINISHED WATER	CHEMICAL COSTS	MEMBR. COSTS	TOTAL COST	COST k \$
YR-2012	61	51.5	\$ 7,725	\$ 5,490	\$ 13,215	\$ 13.2
YR-2013	57.1	48.5	\$ 7,275	\$ 5,139	\$ 12,414	\$ 12.4
YR-2014	67.6	53.9	\$ 8,085	\$ 6,084	\$ 14,169	\$ 14.2
Jan-15	68.44	56.8	\$ 8,517	\$ 6,160	\$ 14,677	\$ 14.7
Feb-15	63.13	50.9	\$ 7,628	\$ 5,682	\$ 13,309	\$ 13.3
15-Mar	72.87	59.1	\$ 8,858	\$ 6,558	\$ 15,416	\$ 15.4
15-Apr	66.66	55.1	\$ 8,259	\$ 5,999	\$ 14,258	\$ 14.3
15-May	66.11	53.3	\$ 7,998	\$ 5,950	\$ 13,948	\$ 13.9
15-Jun	62.19	49.5	\$ 7,428	\$ 5,597	\$ 13,025	\$ 13.0
15-Jul	59.4	47.9	\$ 7,191	\$ 5,346	\$ 12,537	\$ 12.5
15-Aug	58.93	48.4	\$ 7,254	\$ 5,304	\$ 12,558	\$ 12.6
15-Sep	55.8	45.9	\$ 6,885	\$ 5,022	\$ 11,907	\$ 11.9
15-Oct	56.1	45.6	\$ 6,840	\$ 5,049	\$ 11,889	\$ 11.9
15-Nov	45.4	36.8	\$ 5,520	\$ 4,086	\$ 9,606	\$ 9.6
15-Dec	43.2	34.7	\$ 5,205	\$ 3,888	\$ 9,093	\$ 9.1
16-Jan	45.3	36.4	\$ 5,460	\$ 4,077	\$ 9,537	\$ 9.5
16-Feb	41.1	33.1	\$ 4,965	\$ 3,699	\$ 8,664	\$ 8.7
16-Mar	42.7	34.4	\$ 5,160	\$ 3,843	\$ 9,003	\$ 9.0
16-Apr	43.2	33.3	\$ 4,988	\$ 3,888	\$ 8,876	\$ 8.9
16-May	44.4	35.4	\$ 5,310	\$ 3,996	\$ 9,306	\$ 9.3
16-Jun	44.3	35.1	\$ 5,265	\$ 3,987	\$ 9,252	\$ 9.3
16-Jul	42.4	34.3	\$ 5,145	\$ 3,816	\$ 8,961	\$ 9.0
16-Aug	40.5	33.9	\$ 5,085	\$ 3,645	\$ 8,730	\$ 8.7
16-Sep	39.1	32.4	\$ 4,859	\$ 3,519	\$ 8,378	\$ 8.4
16-Oct	41.6	32.2	\$ 4,830	\$ 3,744	\$ 8,574	\$ 8.6
16-Nov	37.8	30.5	\$ 4,575	\$ 3,402	\$ 7,977	\$ 8.0
16-Dec	42.4	33.8	\$ 5,070	\$ 3,816	\$ 8,886	\$ 8.9
17-Jan	44	35.2	\$ 5,280	\$ 3,960	\$ 9,240	\$ 9.2
17-Feb	37.3	30.2	\$ 4,530	\$ 3,357	\$ 7,887	\$ 7.9
17-Mar	38.9	31.8	\$ 4,770	\$ 3,501	\$ 8,271	\$ 8.3
17-Apr	36.7	30.2	\$ 4,530	\$ 3,303	\$ 7,833	\$ 7.8
17-May	39.1	31.7	\$ 4,755	\$ 3,519	\$ 8,274	\$ 8.3
17-Jun	38.8	32.8	\$ 4,920	\$ 3,492	\$ 8,412	\$ 8.4
17-Jul	38.9	31.6	\$ 4,740	\$ 3,501	\$ 8,241	\$ 8.2
17-Aug	38.5	31.4	\$ 4,710	\$ 3,465	\$ 8,175	\$ 8.2
17-Sep	39.1	31.5	\$ 4,725	\$ 3,519	\$ 8,244	\$ 8.2
17-Oct	37.9	31.7	\$ 4,757	\$ 3,411	\$ 8,168	\$ 8.2
17-Nov	38.9	29.7	\$ 4,455	\$ 3,501	\$ 7,956	\$ 8.0

# CITY OF KEWANEE, ILLINOIS

## WATER AUDIT DATA - CHEMICAL/MEMBRANE COSTS

### MONTHLY REPORT - NOVEMBER 2017

Prepared by Dale R. Nobel, P.E. - City Engineer, December 8, 2017



# CITY OF KEWANEE, ILLINOIS

## WATER AUDIT DATA - COMBINED PRODUCTION COSTS

### MONTHLY REPORT - NOVEMBER 2017

Prepared by Dale R. Nobel, P.E. - City Engineer, December 8, 2017

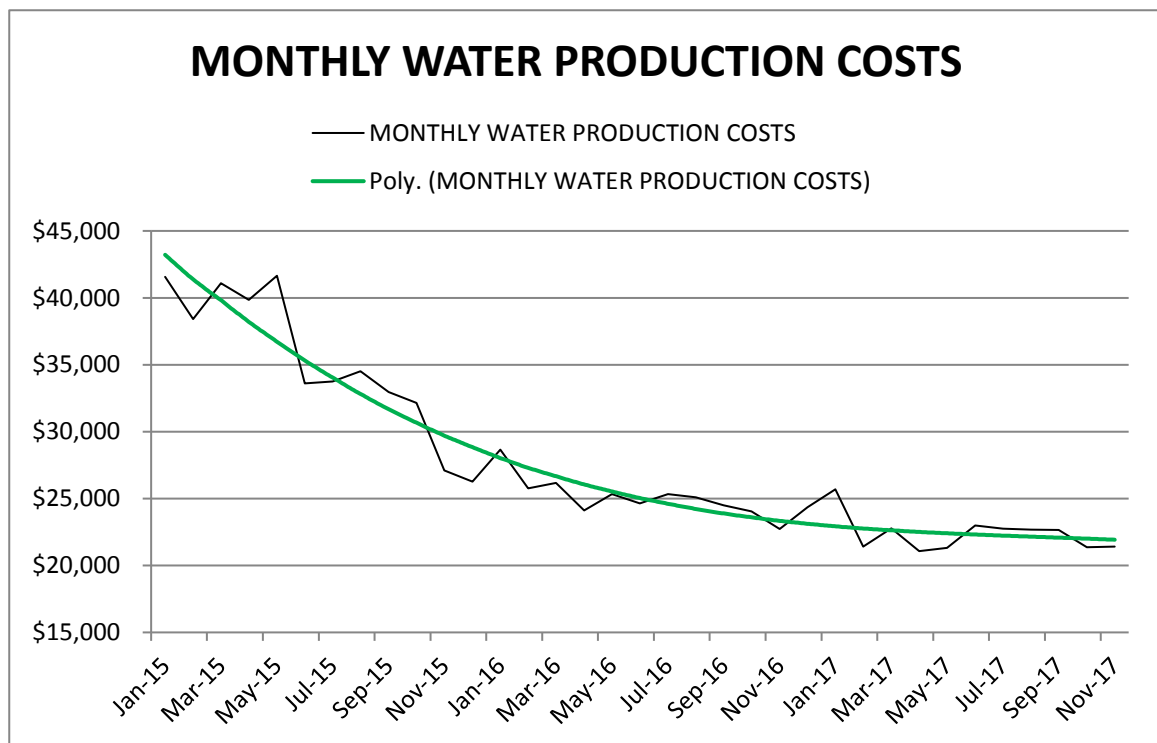
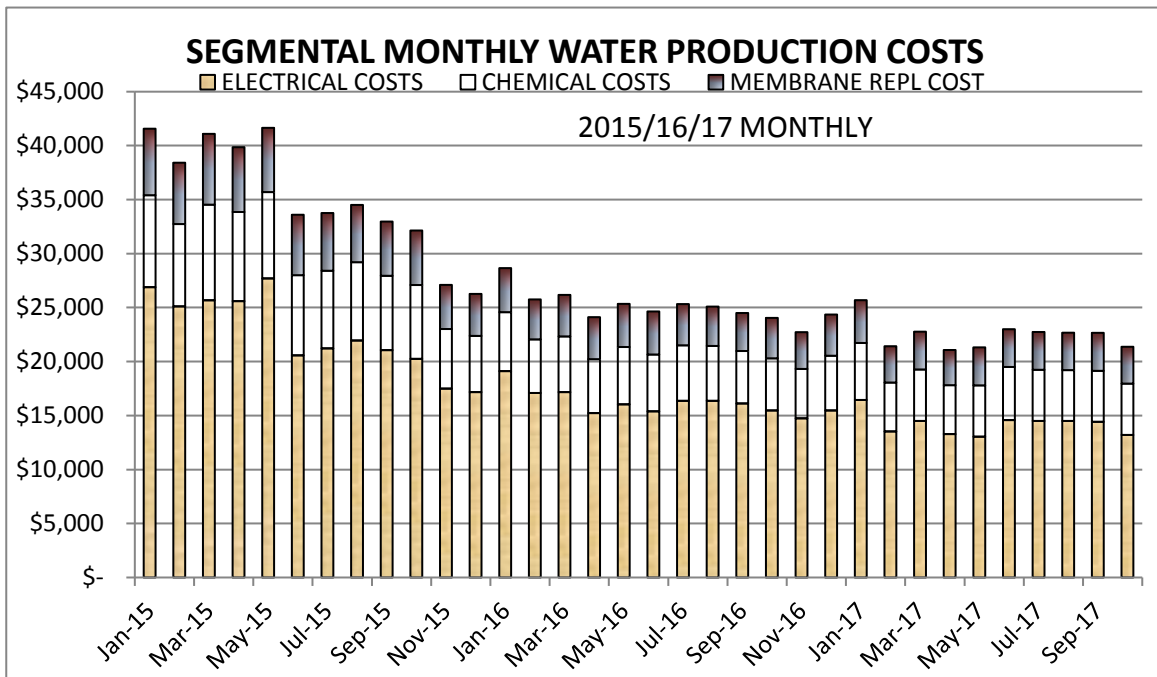
DATE	RAW	FINISHED	CHEMICAL	MEMBR.	POWER	At \$.081 /	TOTAL
	WATER	WATER	COSTS	COSTS	KWH/1000	KWH	COST
YR-2010	57.6	48.3	\$ 7,245	\$ 5,184	288	\$ 23,328	\$ 35,757
YR-2011	58.5	49.6	\$ 7,440	\$ 5,265	265	\$ 21,465	\$ 34,170
YR-2012	61	51.5	\$ 7,725	\$ 5,490	288	\$ 23,328	\$ 36,543
YR-2013	57.1	48.5	\$ 7,275	\$ 5,139	279	\$ 22,599	\$ 35,013
YR-2014	67.6	53.9	\$ 8,085	\$ 6,084	309	\$ 25,029	\$ 39,198
Jan-15	68.44	56.8	\$ 8,517	\$ 6,160	332	\$ 26,892	\$ 41,569
Feb-15	63.13	50.9	\$ 7,628	\$ 5,682	310	\$ 25,110	\$ 38,419
15-Mar	72.87	59.1	\$ 8,858	\$ 6,558	317	\$ 25,677	\$ 41,093
15-Apr	66.66	55.1	\$ 8,259	\$ 5,999	316	\$ 25,596	\$ 39,854
15-May	66.11	53.3	\$ 7,998	\$ 5,950	342	\$ 27,702	\$ 41,650
15-Jun	62.19	49.5	\$ 7,428	\$ 5,597	254	\$ 20,574	\$ 33,599
15-Jul	59.4	47.9	\$ 7,191	\$ 5,346	262	\$ 21,222	\$ 33,759
15-Aug	58.93	48.4	\$ 7,254	\$ 5,304	271	\$ 21,951	\$ 34,509
15-Sep	55.8	45.9	\$ 6,885	\$ 5,022	260	\$ 21,060	\$ 32,967
15-Oct	56.1	45.6	\$ 6,840	\$ 5,049	250	\$ 20,250	\$ 32,139
15-Nov	45.4	36.8	\$ 5,520	\$ 4,086	216	\$ 17,496	\$ 27,102
15-Dec	43.2	34.7	\$ 5,205	\$ 3,888	212	\$ 17,172	\$ 26,265
16-Jan	45.3	36.4	\$ 5,460	\$ 4,077	236	\$ 19,116	\$ 28,653
16-Feb	41.1	33.1	\$ 4,965	\$ 3,699	211	\$ 17,091	\$ 25,755
16-Mar	42.7	34.4	\$ 5,160	\$ 3,843	212	\$ 17,172	\$ 26,175
16-Apr	43.2	33.3	\$ 4,995	\$ 3,888	188	\$ 15,228	\$ 24,111
16-May	44.4	35.4	\$ 5,310	\$ 3,996	198	\$ 16,038	\$ 25,344
16-Jun	44.3	35.1	\$ 5,265	\$ 3,987	190	\$ 15,390	\$ 24,642
16-Jul	42.4	34.3	\$ 5,145	\$ 3,816	202	\$ 16,362	\$ 25,323
16-Aug	40.5	33.9	\$ 5,085	\$ 3,645	202	\$ 16,362	\$ 25,092
16-Sep	39.1	32.4	\$ 4,859	\$ 3,519	199	\$ 16,119	\$ 24,497
16-Oct	41.6	32.2	\$ 4,830	\$ 3,744	191	\$ 15,471	\$ 24,045
16-Nov	37.8	30.5	\$ 4,575	\$ 3,402	182	\$ 14,742	\$ 22,719
16-Dec	42.4	33.8	\$ 5,070	\$ 3,816	191	\$ 15,471	\$ 24,357
17-Jan	44	35.2	\$ 5,280	\$ 3,960	203	\$ 16,443	\$ 25,683
17-Feb	37.3	30.2	\$ 4,530	\$ 3,357	167	\$ 13,527	\$ 21,414
17-Mar	38.9	31.8	\$ 4,770	\$ 3,501	179	\$ 14,499	\$ 22,770
17-Apr	36.2	30.2	\$ 4,530	\$ 3,258	164	\$ 13,284	\$ 21,072
17-May	39.1	31.7	\$ 4,755	\$ 3,519	161	\$ 13,041	\$ 21,315
17-Jun	38.8	32.8	\$ 4,920	\$ 3,492	180	\$ 14,580	\$ 22,992
17-Jul	38.9	31.6	\$ 4,740	\$ 3,501	179	\$ 14,499	\$ 22,740
17-Aug	38.5	31.4	\$ 4,710	\$ 3,465	179	\$ 14,499	\$ 22,674
17-Sep	39.1	31.5	\$ 4,725	\$ 3,519	178	\$ 14,418	\$ 22,662
17-Oct	37.9	31.7	\$ 4,757	\$ 3,411	163	\$ 13,203	\$ 21,371
17-Nov	38.9	29.7	\$ 4,455	\$ 3,501	166	\$ 13,446	\$ 21,402
2017 YTD	\$ 246,095	\$22,372					
2016	\$ 300,713	\$25,059					
2015	\$ 422,925	\$35,244					

# CITY OF KEWANEE, ILLINOIS

## WATER AUDIT DATA - SEGMENTAL PRODUCTION COSTS

### MONTHLY REPORT - NOVEMBER 2017

Prepared by Dale R. Nobel, P.E. - City Engineer, December 8, 2017



# CITY OF KEWANEE, ILLINOIS

## WATER AUDIT DATA - CHLORIDES PUMPED FROM RAW WATER

### MONTHLY REPORT - NOVEMBER 2017

Prepared by Dale R. Nobel, P.E. - City Engineer, December 8, 2017

DATE	Well #1 PUMPED MG @ 800 ppm	Lbs of Chloride	Well #3 PUMPED MG @ 670 ppm	Lbs of Chloride	Well #4 PUMPED MG @ 660 ppm	Lbs of Chloride	Well #5 PUMPED MG @ 770 ppm	Lbs of Chloride	Total Lbs Chloride
					500 ppm 9/17				
Jan-15	0.0	0	29.4	5292	28.0	4963	11.1	2306	12561
Feb-15	0.0	0	23.2	4624	19.7	3873	20.3	4647	13143
Mar-15	0.0	0	21.4	3857	24.7	4382	26.8	5550	13789
Apr-15	0.0	0	17.0	3172	23.8	4369	25.8	5527	13068
May-15	0.0	0	21.8	3928	28.1	4984	16.3	3366	12278
Jun-15	10.0	2226	2.4	453	22.1	4046	27.7	5929	12654
Jul-15	15.3	3293	1.8	332	26.7	4739	15.6	3225	11589
Aug-15	19.1	4113	5.9	1054	27.6	4899	6.4	1322	11388
Sep-15	20.0	4448	0.0	0	30.6	5614	5.2	1113	11176
Oct-15	17.8	3831	1.7	306	25.3	4492	11.3	2341	10971
Nov-15	15.1	3358	5.7	1062	22.2	4073	2.4	514	9007
Dec-15	12.2	2626	4.7	847	23.5	4173	2.8	580	8226
16-Jan	15.3	3293	10.9	1965	13.7	2433	5.4	1119	8809
16-Feb	13.0	2991	6.3	1214	21.5	4081	0.3	66	8352
16-Mar	15.4	3314	7.8	1406	13.5	2397	6.0	1243	8360
16-Apr	12.6	2802	3.0	559	13.8	2532	13.8	2859	8752
16-May	12.6	2712	4.2	757	15.6	2770	11.9	2465	8704
16-Jun	9.7	2157	0.0	0	17.6	3229	17.0	3639	9026
16-Jul	22.6	4864	0.1	18	17.4	3090	2.3	476	8448
16-Aug	32.3	6952	1.1	198	6.6	1172	0.5	104	8426
16-Sep	28.8	6394	5.5	1015	4.5	833	0.1	24	8266
16-Oct	21.0	4520	0.0	0	20.3	3725	0.3	64	8309
16-Nov	11.0	2446	0.1	19	24.3	4459	2.4	514	7437
16-Dec	13.0	2798	0.1	18	6.8	1207	22.6	4682	8705
17-Jan	13.0	2791	0.0	0	11.4	2026	19.1	3955	8772
17-Feb	15.5	3693	0.1	20	0.4	79	21.3	4885	8677
17-Mar	14.6	3142	0.1	18	0.0	0	24.2	5013	8173
17-Apr	15.8	3401	0.3	54	0.0	0	20.5	4247	7701
17-May	11.5	2475	2.1	379	0.0	0	25.6	5303	8157
17-Jun	20.2	4348	4.0	721	0.0	0	14.6	3024	8093
17-Jul	13.6	2927	2.1	379	0.0	0	23.2	4806	8112
17-Aug	13.6	2927	3.2	577	0.0	0	21.7	4495	7999
17-Sep	14.6	3142	0.7	126	13.3	1849	10.6	2196	7313
17-Oct	13.3	2863	0.6	108	4.5	626	19.6	4056	7652
17-Nov	10.2	2195	0.5	90	1.8	250	26.4	5469	8005



# CITY OF KEWANEE, ILLINOIS

## WATER AUDIT DATA - CHLORIDES DISCHARGED FROM WWTP

### MONTHLY REPORT - OCTOBER 2017

DATA BASED ON ONCE/WEEK COMPOSITE SAMPLE, APPLIED TO EFFLUENT FLOWS

Prepared by Dale R. Nobel, P.E. - City Engineer, November 8, 2017

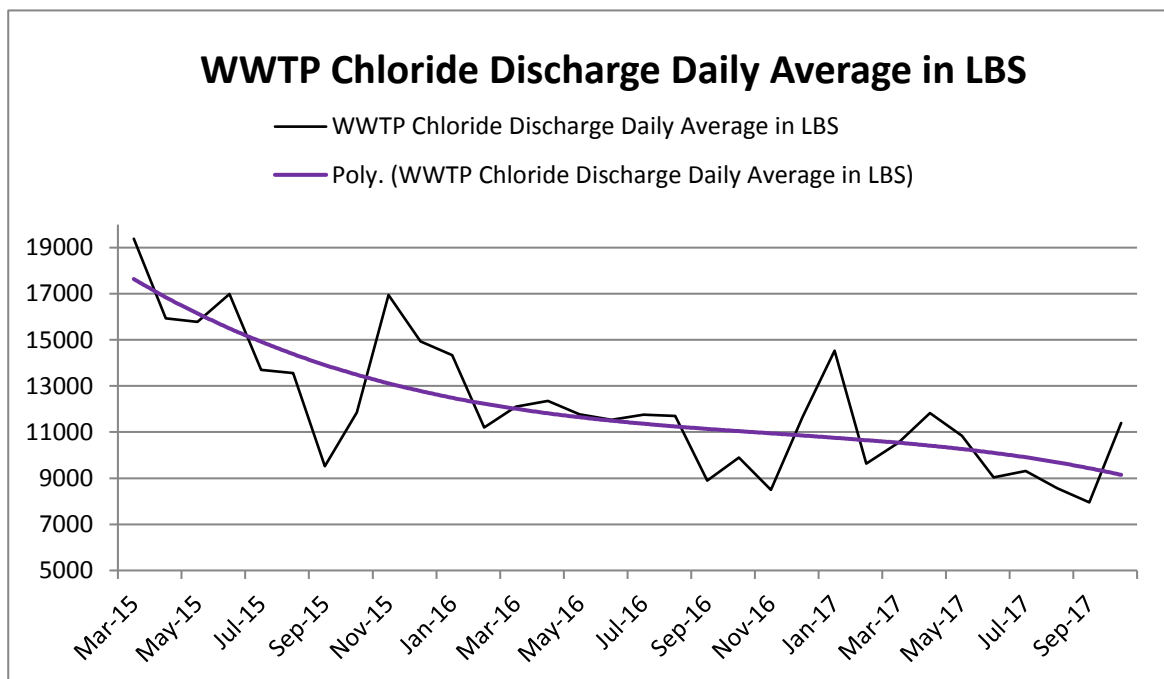
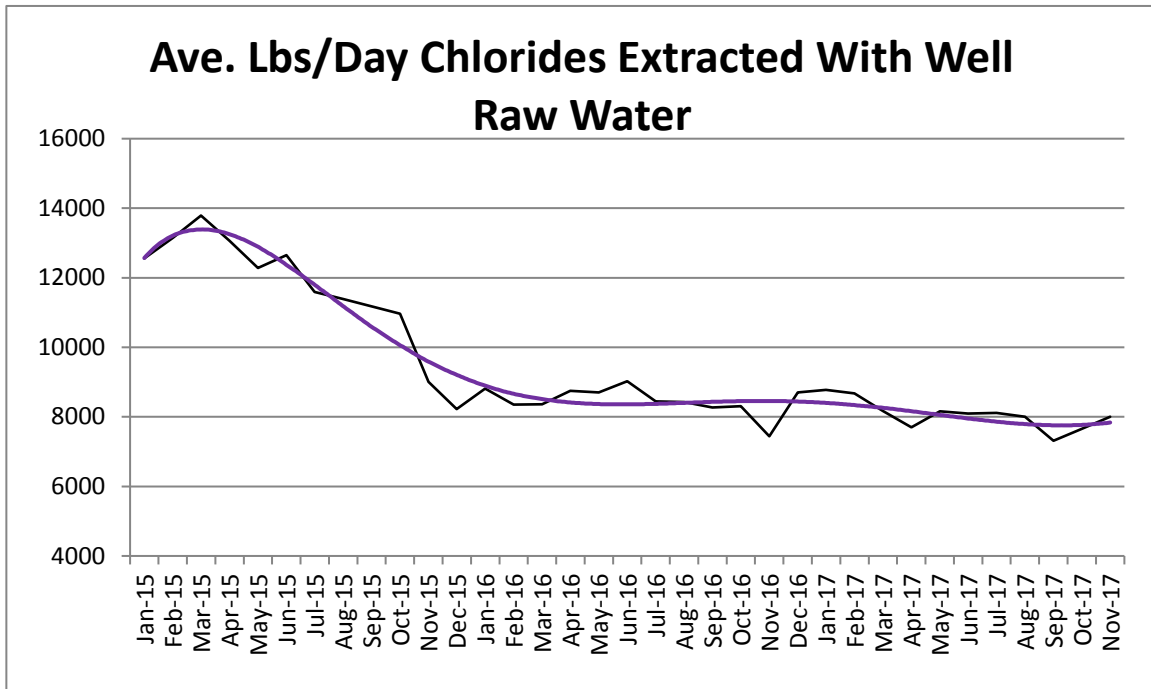
CHLORIDES DISCHARGED, AVE. LBS / DAY							
Discharge	1	2	3	4	5 Average LBS/DAY		
Mar-15	18342	14758	21591	22843		19384	19384
Apr-15	16376	16113	15794	13311	18068	15932	15932
May-15	17226	14094	15917	15879		15779	15779
Jun-15	11885	17756	17339	20973		16988	16988
Jul-15	18485	12289	11991	14091	11650	13701	13701
Aug-15	11390	10598	16788	15444		13555	13555
Sep-15	10280	10226	9198	8306	9619	9526	9526
Oct-15	10823	12333	10158	14084		11850	11850
Nov-15	10225	13552	26671	17357		16951	16951
Dec-15	16550	17075	13469	14213	13359	14933	14933
16-Jan	18655	15525	11628	11519		14332	14332
16-Feb	14307	9660	7087	13728		11196	11196
16-Mar	8939	11412	17020	11353	11791	12103	12103
16-Apr	13917	11211	11597	12664		12347	12347
16-May	11530	14890	10675	10010		11776	11776
16-Jun	12583	9141	14530	11805	9603	11532	11532
16-Jul		16109	10003	9172		11761	11761
16-Aug	Plant partially shut down for repairs, no chloride data est @						11700
16-Sep	10779	8669	8532	7602		8896	8896
16-Oct	12106	8500	8557	10435		9900	9900
16-Nov	8344	8632	8360	9695	7416	8489	8489
16-Dec	9055	12874	11569	13159		11664	11664
17-Jan	16813	11318	14398	15612		14535	14535
17-Feb	9950	10048	8762	9761		9630	9630
17-Mar	15222	8270	10462	8970	9761	10537	10537
17-Apr	12946		11754	10757		11819	11819
17-May	12232	11257	11573		8287	10837	10837
17-Jun	8841	9150	9107			9033	9033
17-Jul	8581	9618	7589	11442		9308	9308
17-Aug	9312	7860	8882	9091	7654	8560	8560
17-Sep	8015	8001	8779	7014		7952	7952
17-Oct	4026	17086	13951	10517		11395	11395


# CITY OF KEWANEE, ILLINOIS

## RAW WATER CHLORIDES - WWTP DISCHARGED

### MONTHLY REPORT - OCTOBER 2017

Prepared by Dale R. Nobel, P.E. - City Engineer, November 8, 2017





Kewanee PD

# Monthly UCR Code Report November 2017

Printed: 07-Dec-2017 07:43

<u>Code</u>	<u>Description</u>	<u>Total</u>
0260	CRIMINAL SEXUAL ASSAULT:SEXUAL ASSAULT	1
0410	BATTERY:AGGRAVATED	1
0445	BATTERY:AGGRAVATED-HDS FIST FT.ETC.	1
0460	BATTERY:SIMPLE	7
0486	BATTERY:DOMESTIC BATTERY	4
0510	ASSAULT:AGGRAVATED	1
0610	BURGLARY:FORCIBLE ENTRY	1
0620	BURGLARY:UNLAWFUL ENTRY (NO FORCE)	1
0625	BURGLARY:RESIDENTIAL (FORCIBLE ENTRY)	2
0630	BURGLARY:ATTEMPTS-FORCIBLE ENTRY	3
0710	THEFT FROM MOTOR VEHICLE	2
0760	BURGLARY:FROM MOTOR VEHICLE	2
0810	THEFT:OVER \$300	2
0815	THEFT UNDER \$500	7
0820	THEFT:UNDER \$300	8
0825	THEFT OVER \$500	1
0850	THEFT:ATTEMPTS	1
0860	THEFT:RETAIL THEFT	13
0910	MOTOR VEHICLE THEFTS:AUTOS AND PARTS	2
1120	DECEPTION:FORGERY	1
1130	DECEPTION:FRAUD	1
1137	DECEPTION:IDENTITY THEFT	1
1190	DECEPTION:ATTEMPTS	1
1195	DECEPTION:FINANCIAL EXPLOITATION OF ELDERLY/DISABL	1
1310	CRIMINAL DAMAGE TO PROPERTY	11
1320	CRIMINAL DAMAGE TO VEHICLE	3
1330	CRIMINAL TRESPASS TO LAND	5
1350	CRIMINAL TRESPASS TO STATE SUPPORTED LAND	3
1360	CRIMINAL TRESPASS TO VEHICLE	2
1563	SEX OFFENSES:CRIMINAL SEXUAL ABUSE	2

<u>Code</u>	<u>Description</u>	<u>Total</u>
1565	SEX OFFENSES:INDECENT SOLICITATION OF A CHILD	1
1740	RUN-AWAYS (JUVENILES)	6
1750	CHILD ABUSE	3
1755	CHILD ABANDONMENT	1
1780	NEGLECT OF CHILD	1
1811	CANNABIS CONTROL ACT:POSS 30 GRAMS OR LESS	2
1821	CANNABIS CONTROL ACT:DLVRY CANNABIS 30 GM AND LESS	1
1822	CANNABIS CONTROL ACT:DLVRY CANNABIS OVER 30 GRAMS	1
2020	CONTROLLED SUB.ACT:POSSESSION OF CONTROLLED SUB.	2
2040	CONTROLLED SUB.ACT:DELIV. OR POSS.W/INTENT TO DEL	1
2170	DRUG PARAPHERNALIA ACT:POSSESS DRUG EQUIPMENT	1
2230	LIQUOR CONTROL ACT VIOL:ILLEGAL CONSUMP. BY MINOR	1
2410	DRIVING UNDER INFLUENCE OF ALCOHOL	3
2430	TRANS. OF ALCOHOLIC LIQUOR	2
2440	RECKLESS DRIVING	2
2445	ACCIDENT - HIT AND RUN	3
2455	NO REGISTRATION	3
2460	CANCELLED/SUSP/REV REGISTRATION	1
2461	OPERATE UNINSURED MOTOR VEHICLE	7
2462	OPERATE W/SUSPENDED REG-NO INSURANCE	2
2480	SUSPEND/REVOKED DRIVERS LICENSE	6
2820	DISORDERLY CONDUCT:TELEPHONE THREAT	1
2825	DISORDERLY CONDUCT:HARASSMENT BY TELEPHONE	14
2890	DISORDERLY CONDUCT:OTHER(NOT DRUNKENNESS)	5
2895	DISORDERLY CONDUCT:INTERFERENCE WITH EMERG EQUIP	1
3000	DISORDERLY CONDUCT:FIREWORKS	1
3710	INTERFER W/PUB.OFFIC:RESIST/OBSTRUCT/DISARM OFFICR	1
3960	INTIMIDATION:INTIMIDATION	1
4387	VIOLATION OF ORDER OF PROTECTION	1
4515	SEX OFFENDER - FAIL TO REG NEW ADDR/EMPL/SCHO	1
4530	SEX OFFENDER - OTHER VIOLATION	1
4570	VIOL CHILD MURDER AND VIOLENT YOUTH OFF REG ACT	2
5081	IN-STATE WARRANT	18
6000	ABANDONED VEHICLE	7
6010	ABANDONED VEHICLE TOWED	2
6019	ACCIDENT - TICKET ISSUED	5
6020	ACCIDENT - TRAFFIC - DAMAGE ONLY	30
6021	ACCIDENT - HIT AND RUN - DAMAGE	5
6041	ACCIDENT - TRAFFIC - INJ UNK	4
6060	ALARM - BUSINESS	6
6070	ALARM - HOLDUP OR PANIC	1

<b>Code</b>	<b>Description</b>	<b>Total</b>
6080	AMBULANCE - ASSIST AMB	1
6100	AMBULANCE - EMERGENCY	15
6120	ANIMAL - BARKING DOG	4
6130	ANIMAL - CITATION	1
6150	ANIMAL - DOG AT LARGE	30
6151	ANIMAL - OTHER AT LARGE	4
6160	ANIMAL - DOG BITE	5
6170	ANIMAL - TAKEN TO IMPOUND	7
6171	ANIMAL - RELEASE/REDEMPTION RECEIPT	1
6180	ANIMAL - LOST/FOUND	17
6190	ANIMAL - NEGLECT/ABUSE	2
6210	ANIMAL - OTHER COMPLAINT	2
6220	ANIMAL - SICK/INJURED	3
6280	ASSIST - BUSINESS	3
6290	ASSIST - CITIZEN	27
6300	ASSIST - COURT SECURITY	4
6320	ASSIST - HCSO	5
6340	ASSIST - OTHER AGENCIES	5
6360	ASSIST - OTHER LAW ENFORCEMENT AGENCIES	2
6370	ASSIST - SCHOOLS	2
6380	ASSIST - STATE POLICE	1
6410	ATV/MINI BIKE COMPLAINT	4
6431	BICYCLE - FOUND BICYCLE	2
6490	CHECK BUSINESS	64
6500	CHECK OPEN DOOR	3
6510	CHECK RESIDENCE	6
6515	CHECK CITY PARK	10
6520	CHECK WELFARE	28
6540	CITY ORDINANCE VIOLATION - OTHER	5
6550	CIVIL DISTURBANCE	5
6555	CIVIL STAND BY	10
6560	CIVIL COMPLAINT - OTHER	39
6561	CIVIL COMPLAINT - CUSTODY VIOLATIONS	11
6571	DAMAGE TO PROPERTY - NON CRIMINAL	2
6580	COURT / ON DUTY	4
6600	CUSTODY DISPUTE	1
6640	DEATH INVESTIGATION - APPARENT NATURAL CAUSES	1
6680	DISTURBANCE - CIVIL	1
6690	DISTURBANCE - DOMESTIC	38
6700	DISTURBANCE - FIGHTS-RIOTS-BRAWLS	6

<u>Code</u>	<u>Description</u>	<u>Total</u>
6705	DISTURBANCE - NEIGHBORHOOD TROUBLE	5
6710	DISTURBANCE - JUVENILE	2
6715	DISTURBANCE - OTHER	5
6720	ESCORT BANK	27
6730	ESCORT OTHER	6
6750	EVIDENCE TECH	7
6770	EXTRA PATROL	10
6790	FINGERPRINTING	26
6800	FIRE CALLS - OTHER	5
6802	FIRE CALLS - GRASS OR BRUSH	1
6803	FIRE CALLS - STRUCTURE	3
6810	FOLLOW - UP	96
6821	HARASSMENT	23
6850	HITCHHIKER	1
6865	HOUSING AUTHORITY GUEST PASS	21
6880	ILLEGAL BURNING	7
6890	ILLEGAL DUMPING	1
6940	JUVENILES - OTHER PROBLEMS	9
7000	LOST/FOUND ARTICLES	8
7010	LOUD NOISE	21
7030	MEETING	3
7040	MENTAL PATIENT	5
7050	MENTAL CASE - ATTEMPTED SUICIDE / THREAT	1
7080	MISCHIEVOUS CONDUCT	6
7090	MISSING PERSON - ADULT	1
7100	MISSING PERSON - JUVENILE	4
7110	MOTORIST ASSIST - OTHER	15
7120	OBSTRUCTION OF PUBLIC RIGHT OF WAY	10
7125	OFFICER SAFETY INFO	1
7175	OTHER PUBLIC COMPLAINTS	19
7190	PAPER SERVICE - ATTEMPT	2
7250	PARKING COMPLAINT	9
7290	PICKUP - DELIVERY	3
7310	PRISONER TRANSPORT	6
7337	RAILROAD - CROSSING PROBLEMS	1
7350	REMOVE UNWANTED SUBJECT	12
7360	REPOSSESSION	3
7375	SCAMS - ACTUAL	1
7376	SCAMS - ATTEMPTED	6
7385	SCHOOL - INFORMATION	1
7400	SEX OFFENDER - REGISTRATION	11

<u>Code</u>	<u>Description</u>	<u>Total</u>
7402	SEX OFFENDER - ADDRESS VERIFICATION	2
7420	SMOKE REPORT - GAS SMELL	2
7450	SPECIAL ASSIGNMENT	4
7470	SUSPICIOUS ACTIVITY - OTHER	18
7480	SUSPICIOUS AUTO	11
7490	SUSPICIOUS NOISE	5
7500	SUSPICIOUS PERSON	14
7550	TAVERN - WALK THRU / ID CHECK	1
7560	TRAFFIC COMPLAINT	22
7570	TRAFFIC CONTROL	1
7590	TRAFFIC STOP	144
7600	TRAFFIC STOP - CITATION	24
7610	TRAFFIC STOP - WRITTEN WARNING	90
7630	TRAINING	1
7640	TRASH	1
7650	UTILITIES COMPLAINT	2
7666	WARRANT - ATTEMPT	5
7680	WIRE DOWN	2
7690	911 - HANG UP	52
7700	911 - MISDIAL	11
7730	911 - WIRELESS CALL	25
7740	911 - TEST CALL	2
7760	911 - OPEN LINE	21
7780	911 - UNLAWFUL USE OF 911	5
7800	DELIVER MESSAGE	4
7810	PROBATION - HOME VISIT	2
8000	STATION INFO - INFO NOT LISTED ELSEWHERE	61
9308	SUICIDAL SUBJECT	4
9344	DECEASED	2



Keweenaw PD

# Calls For Service by Time and Day November 2017

	Sunday	Monday	Tuesday	Wednesday	Thursday	Friday	Saturday	Total
0000 - 0059 Hrs	7	2	6	4	12	5	8	44
0100 - 0159 Hrs	6	7	4	7	10	0	6	40
0200 - 0259 Hrs	7	4	9	10	5	5	5	45
0300 - 0359 Hrs	3	1	3	3	3	3	4	20
0400 - 0459 Hrs	10	5	3	7	8	3	6	42
0500 - 0559 Hrs	7	2	5	7	9	6	6	42
0600 - 0659 Hrs	3	5	3	5	3	4	2	25
0700 - 0759 Hrs	3	4	4	8	2	3	4	28
0800 - 0859 Hrs	4	8	4	9	8	6	6	45
0900 - 0959 Hrs	6	13	10	19	6	16	10	80
1000 - 1059 Hrs	3	14	10	9	10	10	11	67
1100 - 1159 Hrs	10	13	14	14	10	12	8	81
1200 - 1259 Hrs	7	7	7	10	8	11	4	54
1300 - 1359 Hrs	6	5	7	14	9	12	8	61
1400 - 1459 Hrs	8	6	14	11	10	8	3	60
1500 - 1559 Hrs	2	17	12	16	11	11	9	78
1600 - 1659 Hrs	9	10	11	13	15	8	10	76
1700 - 1759 Hrs	21	10	8	10	20	15	12	96
1800 - 1859 Hrs	7	12	9	9	16	10	5	68
1900 - 1959 Hrs	3	4	8	15	13	22	13	78
2000 - 2059 Hrs	5	8	9	10	3	9	11	55
2100 - 2159 Hrs	8	6	9	21	12	25	16	97
2200 - 2259 Hrs	11	1	9	12	7	8	10	58
2300 - 2359 Hrs	4	3	3	7	6	4	4	31
Total	160	167	181	250	216	216	181	1,371

Printed: 07-Dec-2017 07:44


Keweenaw PD

Page 1 of 4




# November 2017

## Total Calls by Day

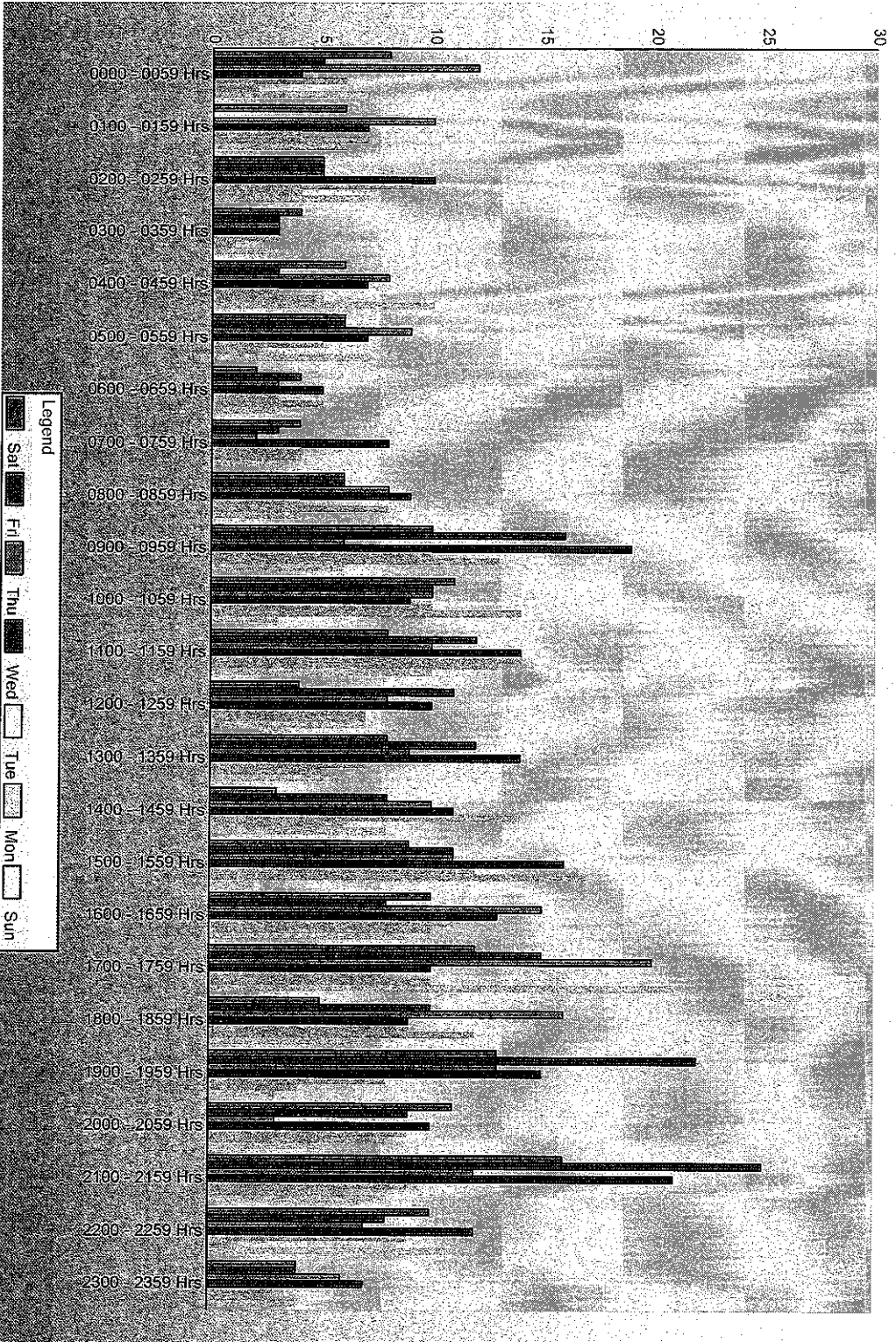


# November 2017

## Total Calls by Hour



# November 2017 Total Calls by Hour and Day





Community Development Department  
401 E Third St  
Kewanee, IL. 61443

---

*Everything You Need!*

Phone 309-852-2611, Ext. 222  
Fax 309-856-6001

November 30, 2017

To: Gary Bradley, City Manager  
From: Keith Edwards, Director of Community Development  
Subject: November ESDA Report

November 7: Siren Tests. All tested OK.

No other activity to report.



## Health - Building - Zoning

### Building Permits November 2017

Date	Bldg. Permit#	Permit Issued To	Job Address	Job Descrip	Est Cost	Permit Fee
11/7/2017	B-17-118	Jorge Morales	124 N Adams	Building 10' x 11' sunroom addition w/ 4' x 4' porch, 126 sq ft total.	\$3,000.00	\$10.00
11/9/2017	B-17-119	Robert Miller	826 Sunset	Closing in existing porch, 10' x 12' (120 sq ft total), adding outlets from existing electric.	\$12,500.00	(\$10.00)
11/14/2017	B-17-120	John Beaman	601 E 1st	Construction of 8' x 6' (48 sq ft total) deck off of E side of house.	\$600.00	\$10.00
11/16/2017	B-17-121	Manuel Pinon	510 Willow	Building 21' x 24' (540 sq ft total) garage W of house. Building on concrete pillars, 8' apart on	\$3,000.00	\$89.00
11/16/2017	B-17-122	James Martin	1134 W South St	General remodel for Rhino Tool's industrial building.	\$100,000.00	(\$640.00)
11/20/2017	B-17-123	Midwest Reconstruction	613 Midland	Basement waterproofing, foundation wall straightening and support by installation of carbon a	\$36,202.85	\$264.00
11/20/2017	B-17-124	Larry Neels	307 E 2nd	Installing 12' x 20' (240 sq ft total) American Steel shed.	\$400.00	(\$69.50)
11/30/2017	B-17-125	Shannon Frampton	1321 W 4th	Construction of 24' x 30' (720 sq ft total) garage.	\$4,200.00	\$102.00

Date	Bldg. Permit#	Permit Issued To	Job Address
Job Descrip	Est Cost	Permit Fee	

<i>Value of improvements in Enterprise Zone</i>	<b>\$112,900.00</b>
---	---------------------

<i>Value of improvements outside the Enterprise Zone</i>	<b>\$47,002.85</b>
--	--------------------

<i>Total Value of Improvements</i>	<b>\$159,902.85</b>
------------------------------------	---------------------

<i>Total Value of Permit Fees waived for Enterprise Zone</i>	<b>(\$719.50)</b>
--	-------------------

<i>Total Value of other Permit Fees</i>	<b>\$475.00</b>
---	-----------------

Prepared by: Elizabeth A. Kelley



## Health - Building - Zoning

### Electrical Permits November 2017

Date	Elec Permit#	Permit Issued To	Job Address		
Job Descrip			Est Cost	Permit Fee	
11/3/2017	E-17-100	Jerry Westefer	510 E 7th		
Service upgrade to a 100 amp main breaker.			\$1,925.00	(\$10.00)	
11/7/2017	E-17-101	Jorge Morales	124 N Adams		
Building 10' x 11' sunroom addition w/ 4' x 4' porch, 126 sq ft total.			\$100.00	\$6.40	
11/9/2017	E-17-102	Robert Miller	826 Sunset		
Closing in existing porch, 10' x 12' (120 sq ft total), adding outlets from existing electric.			\$1,000.00	(\$6.40)	
11/28/2017	E-17-103	Motley's Electric	234 E South		
Replace meter base mast through roof.			\$800.00	\$10.00	
11/30/2017	E-17-104	Shannon Frampton	1321 W 4th		
Construction of 24' x 30' (720 sq ft total) garage.			\$800.00	\$25.60	

*Value of improvements in Enterprise Zone* **\$2,925.00**

*Value of improvements outside the Enterprise Zone* **\$1,700.00**

*Total Value of Improvements* **\$4,625.00**

*Total Value of Permit Fees waived for Enterprise Zone* **(\$16.40)**

*Total Value of other Permit Fees* **\$42.00**

Prepared by:

Elizabeth A. Kelley





## Health - Building - Zoning

### Plumbing Permits November 2017

Date	Plumb Permit	Permit Issued To	Job Address		
Job Descrip				Est Cost	Permit Fee
11/16/2017 P-17-096	Patrick Dooley	709 E Prospect			
Replace one 40 gallon water heater.				\$500.00	\$16.30
11/17/2017 P-17-097	Ed's Htg, AC, Plmbg & Elec., Inc.	220 E Church			
Install one new A.O. Smith 40 gallon natural gas water heater.				\$994.63	\$16.30
11/27/2017 P-17-098	Ed's Htg, AC, Plmbg & Elec., Inc.	1031 Knox			
Install one new A.O. Smith 40 gallon natural gas power vent water heater.				\$1,938.62	(\$16.30)
11/29/2017 P-17-099	Ed's Htg, AC, Plmbg & Elec., Inc.	628 Edwards			
Install one new A.O. Smith 40 gallon natural gas water heater.				\$906.06	\$16.30
11/3/2017 P-17-095	Ed's Htg, AC, Plmbg & Elec., Inc.	302 Hillside			
Install one new A.O. Smith 40 gallon natural gas water heater.				\$939.16	\$16.30



Date	Plumb Permit	Permit Issued To	Job Address
Job Descrip	Est Cost	Permit Fee	

<i>Value of improvements in Enterprise Zone</i>	<b>\$1,938.62</b>
---	-------------------

<i>Value of improvements outside the Enterprise Zone</i>	<b>\$3,339.85</b>
--	-------------------

<i>Total Value of Improvements</i>	<b>\$5,278.47</b>
------------------------------------	-------------------

<i>Total Value of Permit Fees waived for Enterprise Zone</i>	<b>(\$16.30)</b>
--	------------------

<i>Total Value of other Permit Fees</i>	<b>\$65.20</b>
---	----------------

**Prepared by:** Rosalyn A. Kelley



## Health - Building - Zoning

### Miscellaneous Permits November 2017

Date	Misc Permit#	Permit Issued To	Job Address	Job Descrip	Est Cost	Permit Fee
------	--------------	------------------	-------------	-------------	----------	------------

11/14/2017	M-17-058	Ed's Htg, AC, Plmbg & Elec., Inc.	1325 W Prospect	Relocate washer/dryer hook ups, replace 220 volt breakers to HOV breakers for water heater, in	\$1,734.00	(\$36.00)
------------	----------	-----------------------------------	-----------------	--	------------	-----------

<i>Value of improvements in Enterprise Zone</i>	<b>\$1,734.00</b>
---	-------------------

<i>Value of improvements outside the Enterprise Zone</i>	<b>\$0.00</b>
--	---------------

<i>Total Value of Improvements</i>	<b>\$1,734.00</b>
------------------------------------	-------------------

<i>Total Value of Permit Fees waived for Enterprise Zone</i>	<b>(\$36.00)</b>
--	------------------

<i>Total Value of other Permit Fees</i>	<b>\$0.00</b>
---	---------------

**Prepared by:** Elizabeth A. Kelley

SYS DATE:12/08/17

CITY OF KEWANEE  
A / P W A R R A N T L I S T  
REGISTER # 129  
Friday December 08,2017

SYS TIME:10:03

[NW1]

DATE: 12/08/17

PAGE 1

PAYABLE TO INV NO	G/L NUMBER	DESCRIPTION	AMOUNT	DISTR
01 AEP ENERGY			19091.48	
D111817PND	01-21-539	ANIMAL POUND ELECTRIC	43.80	
D111817S&T	01-11-571	SOUTH & TENNEY TRAFFIC	41.08	
D112117S-E&D	01-11-571	SIREN-EMMONS & DWIGHT	.04	
D112117S-T&C	01-11-571	SIREN-TENNEY & COLLEGE	.14	
D112117SWTP	51-93-571	SWTP ELECTRIC	2601.16	
D112117T&MC	01-11-571	PROSPECT & MAIN TRAFFIC	30.10	
D112117W	51-93-571	WATER ELECTRIC	8.67	
D112217G&M	01-11-571	CENTRAL & MAIN TRAFFIC	7.83	
D112217F&M	01-11-571	FIRST & MAIN TRAFFIC	8.20	
D112217L-S&H	52-93-571	SOUTH & HOLLIS LIFT ST	22.59	
D112217P&M	01-11-571	PROSPECT & MAIN TRAFFIC	12.51	
D112217S&M	01-11-571	SECOND & MAIN TRAFFIC	7.70	
D112217WW5	51-93-571	WATER WELL 5 ELECTRIC	3158.35	
D112317FSB	62-45-571	FIRE STORAGE BLDG	.49	
D112317L-F&U	52-93-571	FIRST & UNION LIFT ST	13.02	
D112317L-H&T	52-93-571	HIGH & THIRD LIFT ST	4.20	
D112317L-MP	52-93-571	MIDLAND PLAZA LIFT ST	16.66	
D112317S-WC	01-11-571	SIREN-W CHURCH	.19	
D112517CH	62-45-571	CITY HALL ELECTRIC	1017.90	
D112517T&M	01-11-571	THIRD & MAIN TRAFFIC	7.53	
D112817CMW	58-36-571	CEM MAUSOLEUM ELECTRIC	26.32	
D112817PSR	62-45-571	SHOOTING RANGE ELECTRIC	1.56	
D112817PVC	58-36-571	PV CEMETERY ELECTRIC	12.60	
D112917F2	62-45-571	FIRE ST 2 ELECTRIC	205.23	
D112917L-CR	52-93-571	CAMBRIDGE RD LIFT ST	3.72	
D112917L-F	52-93-571	FISHER PUMP ST ELECTRIC	13.81	
D112917L-S	52-93-571	SIXTH ST LIFT ST	36.73	
D112917L-TOC	52-93-571	TOC LIFT ST ELECTRIC	3.41	
D112917NWTP	51-93-571	NWTP ELECTRIC	3141.29	
D112917PWB	62-45-571	PW BLDG ELECTRIC	142.09	
D112917S&M	01-11-571	SIXTH & MAIN TRAFFIC	34.43	
D112917S-F&P	01-11-571	SIREN-FIFTH & PARK	.13	
D112917WW3	51-93-571	WATER WELL 3 ELECTRIC	113.86	
D112917WWTP	52-93-571	WWTP ELECTRIC	7890.24	
D112917XFER	62-45-571	XFER ST ELECTRIC	160.56	
D113017D	52-93-571	DISPOSAL ELECTRIC	38.52	
D113017L-K	52-93-571	KENTVILLE LIFT ST	2.14	
D113017NE	01-11-571	N EAST ST SIGNALS	190.34	
D120117FP	54-54-571	FRANCIS PARK ELECTRIC	11.00	
D120117L-L	52-93-571	LAKE ST LIFT ST	61.34	
01 AIRGAS MID AMERICA			177.06	
9069952095	01-41-512	TORCH REPAIR	124.53	
9069952096	01-22-612	OXYGEN USP MEDICAL	52.53	
01 ALEXIS FIRE EQUIP CO			2265.84	
0060766-IN	01-22-513	ANNUAL PUMP TEST-AERIAL	1063.09	

SYS DATE:12/08/17

CITY OF KEWANEE  
A / P W A R R A N T L I S T  
REGISTER # 129  
Friday December 08,2017

SYS TIME:10:03  
[NW1]

DATE: 12/08/17

PAGE 2

PAYABLE TO INV NO	G/L NUMBER	DESCRIPTION	AMOUNT	DISTR
0060767-IN	01-22-513	ANNUAL PUMP TEST-ENG 2		1202.75
01 ALTORFER INC EPO5610	62-45-512	REPAIR SWING FRAME	6699.81	6699.81
01 AUCA CHICAGO MC LOCKBOX 1591190110	62-45-471	UNIFORM RENTAL	77.16	38.58
1591198948	62-45-471	UNIFORM RENTAL		38.58
01 AUTO ZONE 2644077693	51-42-612	IMPACT GUN & SWIVEL	378.37	378.37
01 B & B PRINTING 20956	01-11-651	WINDOW ENVELOPES	475.42	46.25
20956	01-41-651	WINDOW ENVELOPES		46.25
20956	51-42-651	WINDOW ENVELOPES		46.25
20956	52-43-651	WINDOW ENVELOPES		46.25
20975	51-42-651	WORK ORDERS		145.21
20975	52-43-651	WORK ORDERS		145.21
01 B & B LAWN EQUIPMENT & CYCLERY 183266	62-45-612	WATER PUMP PARTS	37.52	37.52
01 BARASH & EVERETT, LLC D120617	21-11-533	NOVEMBER RETAINER	6789.95	6250.00
D120617	21-11-533	REIMB EXPS & FEES		539.95
01 BREEDLOVE'S SPORTING GOODS 31371	01-22-159.7	RIBER/PRE-PAID EXPS	48.45	29.50
31371	01-22-471	RIBER-UNIFORM ALLOWANCE		18.95
01 CALHOUN, JACK D120417	52-43-473	CLOTHING/BOOT ALLOWANCE	88.86	88.86
01 CAMBRIDGE TELCOM SERVICES INC D120717	01-11-537	FIBER INTERNET-CITY HALL	1250.00	975.00
D120717PD	01-21-552	FIBER INTERNET-POLICE		275.00
01 CLIFTONLARSONALLEN LLP 1664347	11-13-531	FINAL BILLING-AUDIT FY17	900.00	900.00
01 CNA SURETY D012718	01-21-549	RENEW NOTARY BOND-AS	30.00	30.00
01 COLWELL, BRENT 47480	01-65-549	ELECTRICAL INSPECTION	25.00	25.00
01 IDOIT - COMMUNICATIONS REVOLVI T1810669	01-21-552	LEADS LINE	316.70	316.70
01 COMCAST CABLE D111517NWP	51-93-552	INTERNET VPN - NWTP	303.15	114.35
D111517SWP	51-93-552	INTERNET VPN - SWTP		94.40
D112617PW	51-42-537	INTERNET - PW BLDG		47.20
D112617PW	62-45-537	INTERNET - PW BLDG		47.20
01 CORE & MAIN LP I157444	51-42-615	METERS & WATER PARTS	1564.32	844.32
I157444	52-43-615	METERS		720.00
01 COUNTY LINE SERVICE INC 17310	31-71-813	HANDICAP RAMPS	25664.17	25664.17
01 EAGLE ENTERPRISES RECYCLING IN			2419.50	

SYS DATE:12/08/17

CITY OF KEWANEE  
A / P W A R R A N T L I S T  
REGISTER # 129  
Friday December 08,2017

SYS TIME:10:03  
[NW1]

DATE: 12/08/17

PAGE 3

PAYABLE TO INV NO	G/L NUMBER	DESCRIPTION	AMOUNT	DISTR
D113017	57-44-583	RECYCLING-NOV 2017		2419.50
01 FISHER SCIENTIFIC 1987041	52-93-652	WWTP-LAB OPER SUPS	655.94	655.94
01 FOSTER COACH SALES, INC 13126	62-45-613	INDRAWER SLIDES	246.90	246.90
01 FRONTIER COMMUNICATIONS CORPOR D111917	01-41-552	PW-LOCAL PHONE	1414.75	217.32
D111917	54-54-552	PARKS-LOCAL PHONE		34.75
D111917	01-11-552	F&A-LOCAL PHONE		335.38
D111917	01-22-552	FIRE-LOCAL PHONE		168.31
D111917	52-93-552	WWTP-LOCAL PHONE		113.82
D111917	57-44-552	SANIT-LOCAL PHONE		39.67
D111917	51-93-552	WTP-LOCAL PHONE		46.24
D111917	01-21-552	POLICE-LOCAL PHONE		62.11
D111917	58-36-552	CEMETERY-LOCAL PHONE		55.03
D111917PD	01-21-552	POLICE-LOCAL PHONE		342.12
01 GALVA IRON & METAL CO INC 33787	52-93-512	GALVANIZED PIPE	1430.55	1430.55
01 GASVODA & ASSOCIATES, INC INV1702279	52-93-512	LABOR-LASER FLOW METER	1590.80	1590.80
01 TRIZETTO PROVIDER SOLUTIONS 1XQ2121700	01-22-579	ELECTRONIC CLAIMS FILED	42.94	42.94
01 GENESIS OCCUPATIONAL HEALTH 264295	62-45-929	CDL RANDOM DRUG TEST	20.00	20.00
01 GETZ FIRE EQUIPMENT CO I1-731782	51-93-512	NWTP-ANNUAL SERVICE	527.00	57.00
I1-731783	51-93-512	SWTP-ANNUAL SERVICE		470.00
01 GUSTAFSON FORD 4787	62-45-613	SHAFT ASSEMBLY	238.99	238.99
01 HOLTON, FRANK N D111617	52-43-515	WATERJET & VAC SEWER	500.00	500.00
01 HACH COMPANY 10562958	51-93-656	WTP - LAB SUPS	665.78	89.45
10731186	52-93-652	WWTP - LAB SUPS		576.33
01 THOMPSON TRUCK & TRAILER, INC X203020075:01	62-45-613	RELAY	34.16	34.16
01 HENRY SCHEIN, INC 47560209	01-22-612	MEDICAL SUPPLIES	61.74	30.54
47632736	01-22-612	MEDICAL SUPPLIES		31.20
01 HODGE'S PHILLIPS 66 INC 47254	01-22-513	DOT SAFETY TEST 1K12	26.30	26.30
01 HOELS INC 01-80918	52-93-512	HOUSING IMPELLER & PARTS	1048.80	1048.80
01 HUBER TECHNOLOGY, INC CD10016234	52-93-512	BAGGER MAGAZINES	525.00	525.00
01 ILLINOIS ENVIRONMENTAL PROTECT MAIN-13	37-42-710	MAIN ST WATER/PRINCIPAL	28599.76	8403.42

SYS DATE:12/08/17

CITY OF KEWANEE  
A / P W A R R A N T L I S T  
REGISTER # 129  
Friday December 08,2017

SYS TIME:10:03  
[NW1]

DATE: 12/08/17

PAGE 4

PAYABLE TO INV NO	G/L NUMBER	DESCRIPTION	AMOUNT	DISTR
MAIN-13	37-42-720	MAIN ST WATER/INTEREST		1601.67
PARK-8	37-42-720	PARK ST WATER/INTEREST		5687.72
PARK-8	37-42-710	PARK ST WATER/PRINCIPAL		12906.95
01 INTERNATIONAL ASSOC OF FIRE CH 2018 DUES	01-22-561	2018 MEMBERSHIP DUES	234.00	234.00
01 KEWANEE VETERINARY CLINIC 321664	01-21-539	CITY POUND FEES	406.00	406.00
01 KIMBALL MIDWEST 5977035	62-45-652	UNION & STOCK SUPS	61.43	61.43
01 KINGDON, ANDREW D113017	14-11-591	REIMBURSE DAMAGED PHONE	119.99	119.99
01 LAWSON PRODUCTS, INC 9305385585	62-45-652	UNION & FITTINGS	142.32	142.32
01 LOCIS 39164	01-11-537	W2 & 1099 FORMS	386.50	55.21
39164	01-21-537	W2 & 1099 FORMS		55.22
39164	01-22-537	W2 & 1099 FORMS		55.22
39164	01-41-537	W2 & 1099 FORMS		55.21
39164	51-42-537	W2 & 1099 FORMS		55.22
39164	57-44-537	W2 & 1099 FORMS		55.21
39164	58-36-537	W2 & 1099 FORMS		55.21
01 MARTIN EQUIPMENT OF ILLINOIS I 307516	62-45-612	HYD HOSE & FITTINGS	256.96	256.96
01 MARTIN BROS COMPANIES INC 5777	51-42-615	CA-6 ROCK	7758.16	2073.02
5778	51-42-615	B-ROCK		789.92
5779	52-43-615	B-ROCK		4895.22
01 MATCO TOOLS 134605	62-45-830	POCKET SPOT LIGHT	22.84	22.84
01 MICHLIG ENERGY LTD			12171.32	
1019288	52-93-655	LAKE ST GENERATOR		45.52
1019289	52-93-655	WWTP - DIESEL		517.20
1019290	52-93-655	WWTP - DIESEL		601.60
104564	52-93-655	WWTP APPLICATOR - DIESEL		110.99
104682	01-21-655	POLICE GENERATOR		332.18
104683	01-22-655	FIRE ST 2 GENERATOR		24.65
104684	52-93-655	12TH ST GENERATOR		30.82
104685	52-93-655	6TH ST GENERATOR		80.61
11/17-DS	01-41-655	PW - DIESEL		1438.90
11/17-DS	51-42-655	WATER - DIESEL		241.76
11/17-DS	57-44-655	SANITATION - DIESEL		2057.07
11/17-DS	01-22-655	FIRE - DIESEL		902.18
11/17-GS	01-41-655	PW - GASOLINE		554.99
11/17-GS	51-42-655	WATER - GASOLINE		1080.99
11/17-GS	52-43-655	SEWER - GASOLINE		167.55
11/17-GS	52-93-655	WWTP - GASOLINE		123.78
11/17-GS	01-21-655	POLICE - GASOLINE		3589.34

SYS DATE:12/08/17

CITY OF KEWANEE  
A / P W A R R A N T L I S T  
REGISTER # 129  
Friday December 08,2017

SYS TIME:10:03  
[NW1]

DATE: 12/08/17

PAGE 5

PAYABLE TO INV NO	G/L NUMBER	DESCRIPTION	AMOUNT	DISTR
11/17-GS	52-43-655	ENGINEERING - GASOLINE		44.30
11/17-GS	01-22-655	FIRE - GASOLINE		226.89
01 MISSMAN, INC 41649	31-71-532	EAST ST FAU-ENGINEERING	5748.50	5748.50
01 MOORE TIRES KEWANEE			216.74	
K02790	62-45-513	TIRE REPAIR		19.50
K03129	62-45-513	TIRE REPAIR		18.50
K03130	62-45-613	POLICE UTILITY TIRES		138.24
K03140	62-45-513	TIRE REPAIR		19.50
K03223	62-45-513	TIRE REPAIR		21.00
01 MUNICIPAL CLERKS OF ILLINOIS 2018-DC	01-11-561	2018 MEMBERSHIP DUES	65.00	65.00
01 NEPONSET TRUCK & TRACTOR REPAI 1050	62-45-513	1992 ENGINE 3 REPAIRS	3941.33	3941.33
01 WALLEN, PETE D113017	38-71-549	JANITORIAL SERVICES	1250.00	1250.00
01 O'REILLY AUTOMOTIVE STORES, IN 1143-240624	51-93-512	AERATOR BELTS	238.53	46.44
1143-240741	51-93-512	AERATOR BELTS		116.10
1143-242533	52-93-655	ATF OIL - SLUDGE TRUCK		75.99
01 OFFICE SPECIALISTS INC 994506-1	01-11-651	OFFICE SUPPLIES	43.20	4.32
994939-0	52-93-652	WWTP-OFFICE SUPS		38.88
01 PANTHER UNIFORMS INC 20046	01-22-471	HOGUE-INITIAL UNIFORM	249.90	140.50
20050	01-22-471	HOGUE-UNIFORM ALLOWANCE		49.50
50093	01-21-471	POLICE HATS-RL & AP		59.90
01 PDC LABORATORIES INC 881781	51-93-542	WATER TESTING	622.20	414.00
881782	52-93-542	CHLORIDE TESTING		176.70
881783	52-93-542	NITROGEN TESTING		31.50
01 PEST DOCTOR 25446	01-22-580	FIRE ST 2 - PEST CONTROL	20.00	20.00
01 POWER PROCESS EQUIPMENT INC 1097976	51-93-512	PUMP GASKETS	16.00	16.00
01 RATLIFF BROS & CO 14681	52-43-515	SEW LATERAL 502 W FIRST	21962.50	8322.50
14696	52-43-515	SEW LATERAL 610 W FIRST		4507.50
14697	52-43-515	SEWER LATERAL 604 W FIRST		9132.50
01 REBUILDING TOGETHER HENRY COUN D112817	02-61-930.6	HOME REPAIRS-BOWERS	15000.00	7500.00
NEWMAN	02-61-930.6	HOME REPAIRS-NEWMAN		7500.00
01 SPETS BROTHERS INC 21916	51-93-512	WTP - PAINT	542.52	542.52
01 STAR-COURIER 36069	01-11-553	SALE OF LAND NOTICE	216.20	42.80
36070	01-11-553	SALE OF LAND NOTICE		42.80

SYS DATE:12/08/17

CITY OF KEWANEE  
A / P W A R R A N T L I S T  
REGISTER # 129  
Friday December 08,2017

SYS TIME:10:03  
[NW1]

DATE: 12/08/17

PAGE 6

PAYABLE TO INV NO	G/L NUMBER	DESCRIPTION	AMOUNT	DISTR
36075	01-11-541	ZONING BOARD NOTICE		68.00
36115	01-11-541	PLAN COMMISSION NOTICE		62.60
01 TRIANGLE CONCRETE INC			1743.00	
9236	51-42-615	HY EARLY MIX-S TREMONT		589.50
9236	52-43-615	HY EARLY MIX-4TH/CHESTNUT		125.00
9236	01-41-617	HY EARLY MIX-GROVE ST		406.25
9236	52-43-615	HY EARLY MIX-MADISON		622.25
01 TRUCK COUNTRY OF IOWA			23.76	
X106318375:01	62-45-613	HUB CAP & GASKET		23.76
01 U.S. CELLULAR			359.54	
221034840	01-41-552	PW-CELLULAR SERVICE		154.86
221034840	01-11-552	F&A-CELLULAR SERVICE		58.64
221034840	58-36-552	CEM-CELLULAR SERVICE		51.62
221034840	01-65-552	CD-CELLULAR SERVICE		94.42
01 VERIZON WIRELESS			834.66	
9796249192	01-21-552	POLICE-CELLULAR SERVICE		796.65
979627236	58-36-552	CEMETERY-INTERNET		38.01
01 WALMART COMMUNITY			211.23	
00921	01-11-929	CITY HALL-COFFEE		23.36
04051	38-71-611	JANITORIAL SUPS		91.02
06590	01-22-654	FIRE-JANITORIAL SUPS		37.94
06590	01-22-652	LED PUSH LIGHTS		7.92
06590	01-22-473	FIRE-PERS EQUIPMENT		18.36
09977	01-21-651	POLICE-OFFICE SUPS		32.63
** TOTAL CHECKS TO BE ISSUED			181096.50	



SYS DATE:12/08/17

CITY OF KEWANEE  
A / P W A R R A N T L I S T  
REGISTER # 129  
Friday December 08,2017

SYS TIME:10:03  
[NW1]

DATE: 12/08/17

PAGE 7

FUND INV NO	G/L NUMBER	DESCRIPTION	AMOUNT	DISTR
GENERAL FUND			15962.23	
ECONOMIC DEVELOPMENT			15000.00	
AUDIT FUND			900.00	
INSURANCE FUND			119.99	
PUBLIC BENEFITS FUND			6789.95	
NHR SALES TAX INFRASTRUCTURE IMP			31412.67	
IEPA WATER LOAN FUND			28599.76	
CAPITAL MAINTENANCE/MUN. BLDG.			1341.02	
WATER FUND			17321.59	
SEWER FUND			45198.35	
FRANCIS PARK			45.75	
SANITATION			4571.45	
CEMETERY FUND			238.79	
CENTRAL MAINTENANCE			13594.95	
*** GRAND TOTAL ***			181096.50	
TOTAL FOR REGULAR CHECKS:			181,096.50	

SYS DATE:12/08/17

CITY OF KEWANEE  
A / P W A R R A N T L I S T  
Friday December 08,2017

SYS TIME:10:03

[NW1]

DATE: 12/08/17

PAGE 8

=====

A/P MANUAL CHECK POSTING LIST  
POSTINGS FROM ALL CHECK REGISTRATION RUNS(NR) SINCE LAST CHECK VOUCHER RUN(NCR)

=====

PAYABLE TO REG# INV NO	CHECK DATE G/L NUMBER	CHECK NO DESCRIPTION	AMOUNT	DISTR
01 BROKEN CHIMNEY 296 D120117	12/01/17 02-61-930.2	53277 SM BUS INTEREST PYMNT	7079.44	7079.44
15 GALESBURG BUILDERS SUPPLY 296 12540	12/06/17 15-41-514	1035 MFT - COLD MIX	2281.65	2281.65
47 ICE MILLER LLP 295 1493103	11/28/17 47-84-730	BC037022 BOND COUNSEL FEE	5000.00	5000.00
74 MUTUAL OF OMAHA 295 000680150478	11/30/17 74-14-452	1181 LIFE/AD&D INS-11/17	336.00	336.00
74 SISCO 295 D111717	11/27/17 74-14-451	1179 DENTAL/VISION CLAIMS	403.25	403.25
74 SISCO 295 D112217	11/27/17 74-14-451	1180 DENTAL/VISION CLAIMS	143.52	143.52
74 SISCO 296 187956	12/01/17 74-14-451	1182 DENTAL/VISION ADMIN FEES	465.50	465.50
** TOTAL MANUAL CHECKS REGISTERED			15709.36	

=====

REPORT SUMMARY

=====

CASH FUND	CHECKS TO BE ISSUED	REGISTERED MANUAL	TOTAL
01	181096.50	7079.44	188175.94
15	.00	2281.65	2281.65
47	.00	5000.00	5000.00
74	.00	1348.27	1348.27
-----			
TOTAL CASH	181096.50	15709.36	196805.86

SYS DATE:12/08/17

CITY OF KEWANEE  
A / P W A R R A N T L I S T  
Friday December 08,2017

SYS TIME:10:03

[NW1]

DATE: 12/08/17

PAGE 9

=====

A/P MANUAL CHECK POSTING LIST

POSTINGS FROM ALL CHECK REGISTRATION RUNS(NR) SINCE LAST CHECK VOUCHER RUN(NCR)

=====

PAYABLE TO REG#	INV NO	CHECK DATE G/L NUMBER	CHECK NO DESCRIPTION	AMOUNT	DISTR
--------------------	--------	--------------------------	-------------------------	--------	-------

=====

DISTR FUND	CHECKS TO BE ISSUED	REGISTERED MANUAL	TOTAL
01	15962.23	.00	15962.23
02	15000.00	7079.44	22079.44
11	900.00	.00	900.00
14	119.99	.00	119.99
15	.00	2281.65	2281.65
21	6789.95	.00	6789.95
31	31412.67	.00	31412.67
37	28599.76	.00	28599.76
38	1341.02	.00	1341.02
47	.00	5000.00	5000.00
51	17321.59	.00	17321.59
52	45198.35	.00	45198.35
54	45.75	.00	45.75
57	4571.45	.00	4571.45
58	238.79	.00	238.79
62	13594.95	.00	13594.95
74	.00	1348.27	1348.27
<hr style="border-top: 1px dashed black;"/>			
TOTAL DISTR	181096.50	15709.36	196805.86

<b>CITY OF KEWANEE CITY COUNCIL AGENDA ITEM</b>		
<b>MEETING DATE</b>	December 11, 2017	
<b>RESOLUTION OR ORDINANCE NUMBER</b>	Ordinance # 3909	
<b>AGENDA TITLE</b>	AN ORDINANCE APPOINTING A COUNCILMEMBER FOR THE CITY OF KEWANEE, AND DECLARING THAT THIS ORDINANCE SHALL BE IN FULL FORCE IMMEDIATELY.	
<b>REQUESTING DEPARTMENT</b>	Administration	
<b>PRESENTER</b>	Gary Bradley, City Manager	
<b>FISCAL INFORMATION</b>	Cost as recommended:	N/A
	Budget Line Item:	N/A
	Balance Available	N/A
	New Appropriation Required:	<input type="checkbox"/> Yes <input checked="" type="checkbox"/> No
<b>PURPOSE</b>	Fills City Council vacancy for the balance of the unexpired term created by the resignation of Deann Schweitzer.	

<b>BACKGROUND</b>	<p>Councilmember Schweitzer resigned effective October 31, 2017 due to her change in residency to a location outside the City Limits. Illinois Statutes require the remainder of the City Council to fill the vacancy within sixty (60) days. The City Council determined a process for identifying qualified persons to fill the vacancy, then used the Newspaper, Radio Station, the City's website, and social media to solicit the interest of such qualified persons.</p> <p>Nine qualified individuals expressed an interest in filling the vacancy. The selection of a replacement from among those qualified individuals was discussed in a closed meeting on November 27, 2017. Consolation letters were sent to the 8 individuals not selected to fill the vacancy, and Mr. Colomer was informed of the City Council's intent to appoint him to fill the vacancy at this meeting.</p>
<b>SPECIAL NOTES</b>	N/A
<b>ANALYSIS</b>	N/A
<b>STAFF RECOMMENDATION</b>	Staff recommends approval

ORDINANCE NO. 3909

AN ORDINANCE APPOINTING A COUNCIL MEMBER FOR THE CITY OF KEWANEE,  
AND DECLARING THAT THIS ORDINANCE SHALL BE IN FULL FORCE  
IMMEDIATELY.

- WHEREAS, There is a vacancy in the position of Kewanee City Council Member for a term that expires in 2019, due to the resignation of former City Council Member Deann Schweitzer; and,
- WHEREAS, Pursuant to 65ILCS 5/5-2-12-g of the Illinois Compiled Statutes, a person is required to be appointed within 60 days of the vacancy to fill the unexpired portion of the term; and,
- WHEREAS, Chris Colomer has expressed a desire to serve in the capacity of Council Member for the City of Kewanee, Illinois; and
- WHEREAS, Chris Colomer meets the statutory requirements to hold the office of Council Member for the City of Kewanee, Illinois.

NOW THEREFORE BE IT ORDAINED, BY THE KEWANEE CITY COUNCIL, IN  
COUNCIL ASSEMBLED, AS FOLLOWS:

- Section 1** Chris Colomer is hereby appointed as a Council Member of the City of Kewanee, Illinois to fill the aforesaid vacancy.
- Section 2** Chris Colomer shall have all of the powers and duties assigned to him by State Statute and the City Code of the City of Kewanee, Illinois.
- Section 3** This appointment of Chris Colomer to the office of Council Member of the City of Kewanee, Illinois shall be in effect immediately and he shall enter into the duties of his office immediately upon his qualifying as provided by law.
- Section 4** This Ordinance shall be in full force and effect immediately upon its approval as provided by law.

Passed by the Council of the City of Kewanee, Illinois this 11<sup>th</sup> day of December, 2017.

ATTEST:

Melinda Edwards, City Clerk

Steve Looney, Mayor

RECORD OF THE VOTE	Yes	No	Abstain	Absent
Mayor Steve Looney				
Council Member Andy Koehler				
Council Member Mike Yaklich				
Council Member Steve Faber				
vacant				

CITY OF KEWANEE CITY COUNCIL AGENDA ITEM		
<b>MEETING DATE</b>	December 11, 2017	
<b>RESOLUTION OR ORDINANCE NUMBER</b>	Ordinance #3910	
<b>AGENDA TITLE</b>	AN ORDINANCE abating the tax heretofore levied for the year 2017 to pay the principal of, and the interest on, \$3,640,000 General obligation WATERWORKS AND SEWERAGE REFUNDING bonds (Alternate revenue source), Series 2015 of the City of Kewanee, Henry County, Illinois	
<b>REQUESTING DEPARTMENT</b>	Administration	
<b>PRESENTER</b>	Gary Bradley, City Manager	
<b>FISCAL INFORMATION</b>	Cost as recommended:	N/A
	Budget Line Item:	N/A
	Balance Available	N/A
	New Appropriation Required:	<input type="checkbox"/> Yes <input checked="" type="checkbox"/> No
<b>PURPOSE</b>	Abates the property tax levy for the 2015 Bond	
<b>BACKGROUND</b>	This bond was issued in 2015. We issued the rollover bond at the November 13 meeting. Therefore, the property tax levy is not needed.	
<b>SPECIAL NOTES</b>	N/A	
<b>ANALYSIS</b>	N/A	
<b>PUBLIC INFORMATION PROCESS</b>	N/A	
<b>STAFF RECOMMENDATION</b>	Staff recommends adoption	
<b>REFERENCE DOCUMENTS</b>	N/A	

ORDINANCE NO. 3910

AN ORDINANCE ABATING THE TAX HERETOFORE LEVIED FOR THE YEAR 2016 TO PAY THE PRINCIPAL OF, AND THE INTEREST ON, \$3,640,000 GENERAL OBLIGATION WATERWORKS AND SEWERAGE REFUNDING BONDS (ALTERNATE REVENUE SOURCE), SERIES 2015 OF THE CITY OF KEWANEE, HENRY COUNTY, ILLINOIS, AND DECLARING THAT THIS ORDINANCE SHALL BE IN FULL FORCE IMMEDIATELY IN ACCORDANCE WITH STATUTE.

WHEREAS, The Kewanee City Council (the "Corporate Authorities") of the City of Kewanee, Henry County, Illinois (the "City"), had previously, by Ordinance #3797 passed on the 8<sup>th</sup> day of June, 2015 (the "Ordinance"), provided for the issuance of \$3,640,000 General Obligation Waterworks and Sewerage Refunding Bonds (Alternate Revenue Source), Series 2015 (the "Bonds"), and the levy of a direct annual tax sufficient to pay the principal of, and the interest on, said Bonds; and

WHEREAS, the City will have Pledged Revenues (as defined in the Ordinance) available for the purpose of paying the principal of, and interest on, the Bonds up to and including December 15, 2017; and

WHEREAS, it is necessary and in the best interests of the City that the tax heretofore authorized to levy for the year 2017 to pay the principal and interest on the Bonds be abated.

**THEREFORE, BE IT ORDAINED BY THE CITY COUNCIL OF KEWANEE THAT:**

Section 1      Abatement of Tax. The tax heretofore authorized for levy for the year 2017 in the Ordinance is hereby abated in its entirety, which is scheduled to be in the amount of \$287,867.50.

Section 2      Filing of Ordinance. Forthwith upon the adoption of this ordinance, the City Clerk shall file a certified copy hereof along with Certificate of Abatement and Reduction of Taxes with the County Clerk of Henry County, Illinois, and it shall be the duty of said County Clerk to abate said authorized tax levy for the year 2017 in accordance with the provisions hereof.

Section 3      Effective Date. This Ordinance shall be in full force and effect immediately upon its passage by the Corporate Authorities as provided by law.

*Passed by the Council of the City of Kewanee, Illinois this 11<sup>th</sup> day of December, 2017.*

\_\_\_\_\_  
Steve Looney, Mayor

ATTEST: \_\_\_\_\_  
Melinda Edwards, City Clerk

RECORD OF THE VOTE	Yes	No	Abstain	Absent
Mayor Steve Looney				
Council Member Chris Colomer				
Council Member Andrew Koehler				
Council Member Steve Faber				
Council Member Michael Yaklich				



CITY OF KEWANEE CITY COUNCIL AGENDA ITEM		
<b>MEETING DATE</b>	December 11, 2017	
<b>RESOLUTION OR ORDINANCE NUMBER</b>	Ordinance # 3911	
<b>AGENDA TITLE</b>	AN ORDINANCE abating the tax heretofore levied for the year 2017 to pay the principal of, and the interest on \$3,755,000 General obligation bonds (Alternate revenue source), Series 2012 of the City of Kewanee, Henry County, Illinois	
<b>REQUESTING DEPARTMENT</b>	Administration	
<b>PRESENTER</b>	Gary Bradley, City Manager	
<b>FISCAL INFORMATION</b>	Cost as recommended:	N/A
	Budget Line Item:	N/A
	Balance Available	N/A
	New Appropriation Required:	<input type="checkbox"/> Yes <input checked="" type="checkbox"/> No
<b>PURPOSE</b>	Abates the property tax levy for the 2012 Bond	
<b>BACKGROUND</b>	This bond is for capital improvements to water, sewer, and streets. The alternate revenue source pledged to repay the bond is the Non-Home Rule sales tax. There is sufficient Non-Home Rule sales tax available and budgeted to repay the bond. Therefore, the property tax levy is not needed.	
<b>SPECIAL NOTES</b>	N/A	
<b>ANALYSIS</b>	N/A	
<b>STAFF RECOMMENDATION</b>	Staff recommends adoption	

ORDINANCE NO. 3911

AN ORDINANCE ABATING THE TAX HERETOFORE LEVIED FOR THE YEAR 2016 TO PAY THE PRINCIPAL OF, AND THE INTEREST ON \$3,755,000 GENERAL OBLIGATION BONDS (ALTERNATE REVENUE SOURCE), SERIES 2012 OF THE CITY OF KEWANEE, HENRY COUNTY, ILLINOIS, AND DECLARING THAT THIS ORDINANCE SHALL BE IN FULL FORCE IMMEDIATELY IN ACCORDANCE WITH STATUTE.

WHEREAS, The Kewanee City Council (the "Corporate Authorities") of the City of Kewanee, Henry County, Illinois (the "City"), had previously, by Ordinance #3695 passed on the 9<sup>th</sup> day of January, 2012 (the "Ordinance"), provided for the issuance of \$3,755,000 General Obligation Bonds (Alternate Revenue Source), Series 2012 (the "Bonds"), and the levy of a direct annual tax sufficient to pay the principal of, and the interest on, said Bonds; and

WHEREAS, the City will have Pledged Revenues (as defined in the Ordinance) available for the purpose of paying the principal of, and interest on, the Bonds up to and including December 15, 2018; and

WHEREAS, it is necessary and in the best interests of the City that the tax heretofore authorized to levy for the year 2017 to pay the principal and interest on the Bonds be abated.

**THEREFORE, BE IT ORDAINED BY THE CITY COUNCIL OF KEWANEE THAT:**

Section 1      Abatement of Tax. The tax heretofore authorized for levy for the year 2017 in the Ordinance is hereby abated in its entirety, which is scheduled to be in the amount of \$342,650.00.

Section 2      Filing of Ordinance. Forthwith upon the adoption of this ordinance, the City Clerk shall file a certified copy hereof along with Certificate of Abatement and Reduction of Taxes with the County Clerk of Henry County, Illinois, and it shall be the duty of said County Clerk to abate said authorized tax levy for the year 2017 in accordance with the provisions hereof.

Section 3      Effective Date. This Ordinance shall be in full force and effect immediately upon its passage by the Corporate Authorities as provided by law.

*Passed by the Council of the City of Kewanee, Illinois this 11<sup>th</sup> day of December, 2017.*

\_\_\_\_\_  
Steve Looney, Mayor

ATTEST: \_\_\_\_\_  
Melinda Edwards, City Clerk

RECORD OF THE VOTE	Yes	No	Abstain	Absent
Mayor Steve Looney				
Council Member Chris Colomer				
Council Member Andrew Koehler				
Council Member Steve Faber				
Council Member Michael Yaklich				

CITY OF KEWANEE CITY COUNCIL AGENDA ITEM		
MEETING DATE	December 11, 2017	
RESOLUTION OR ORDINANCE NUMBER	Ordinance #3912	
AGENDA TITLE	AN ORDINANCE abating the tax heretofore levied for the year 2017 to pay the principal of, and the interest on \$5,935,000 General obligation WATERWORKS AND SEWERAGE REFUNDING bonds (Alternate revenue source), Series 2013 of the City of Kewanee, Henry County, Illinois	
REQUESTING DEPARTMENT	Administration	
PRESENTER	Gary Bradley, City Manager	
FISCAL INFORMATION	Cost as recommended:	N/A
	Budget Line Item:	N/A
	Balance Available	N/A
	New Appropriation Required:	<input type="checkbox"/> Yes <input checked="" type="checkbox"/> No
PURPOSE	Abates the property tax levy for the 2013 Bond	
BACKGROUND	This bond is the refinance of the IEPA Loans for water and sewer projects. The alternate revenue source pledged to repay the bond is Water and Sewer revenues. There are sufficient water and sewer revenues available and budgeted to repay the bond. Therefore, the property tax levy is not needed.	
SPECIAL NOTES	N/A	
ANALYSIS	N/A	
STAFF RECOMMENDATION	Staff recommends adoption	

ORDINANCE NO. 3912

AN ORDINANCE ABATING THE TAX HERETOFORE LEVIED FOR THE YEAR 2017 TO PAY THE PRINCIPAL OF, AND THE INTEREST ON \$5,935,000 GENERAL OBLIGATION WATERWORKS AND SEWERAGE REFUNDING BONDS (ALTERNATE REVENUE SOURCE), SERIES 2013 OF THE CITY OF KEWANEE, HENRY COUNTY, ILLINOIS, AND DECLARING THAT THIS ORDINANCE SHALL BE IN FULL FORCE IMMEDIATELY IN ACCORDANCE WITH STATUTE.

WHEREAS, The Kewanee City Council (the "Corporate Authorities") of the City of Kewanee, Henry County, Illinois (the "City"), had previously, by Ordinance #3725 passed on the 25<sup>th</sup> day of February, 2013 (the "Ordinance"), provided for the issuance of \$5,935,000 General Obligation Waterworks and Sewerage Refunding Bonds (Alternate Revenue Source), Series 2013 (the "Bonds"), and the levy of a direct annual tax sufficient to pay the principal of, and the interest on, said Bonds; and

WHEREAS, the City will have Pledged Revenues (as defined in the Ordinance) available for the purpose of paying the principal of, and interest on, the Bonds up to and including December 15, 2018; and

WHEREAS, it is necessary and in the best interests of the City that the tax heretofore authorized to levy for the year 2017 to pay the principal and interest on the Bonds be abated.

**THEREFORE, BE IT ORDAINED BY THE CITY COUNCIL OF KEWANEE THAT:**

Section 1      Abatement of Tax. The tax heretofore authorized for levy for the year 2017 in the Ordinance is hereby abated in its entirety, which is scheduled to be in the amount of \$543,685.00.

Section 2      Filing of Ordinance. Forthwith upon the adoption of this ordinance, the City Clerk shall file a certified copy hereof along with Certificate of Abatement and Reduction of Taxes with the County Clerk of Henry County, Illinois, and it shall be the duty of said County Clerk to abate said authorized tax levy for the year 2017 in accordance with the provisions hereof.

Section 3      Effective Date. This Ordinance shall be in full force and effect immediately upon its passage by the Corporate Authorities as provided by law.

*Passed by the Council of the City of Kewanee, Illinois this 11<sup>th</sup> day of December, 2017.*

\_\_\_\_\_  
Steve Looney, Mayor

ATTEST: \_\_\_\_\_  
Melinda Edwards, City Clerk

RECORD OF THE VOTE	Yes	No	Abstain	Absent
Mayor Steve Looney				
Council Member Chris Colomer				
Council Member Andrew Koehler				
Council Member Steve Faber				
Council Member Michael Yaklich				

CITY OF KEWANEE CITY COUNCIL AGENDA ITEM		
<b>MEETING DATE</b>	December 11, 2017	
<b>RESOLUTION OR ORDINANCE NUMBER</b>	Ordinance #3913	
<b>AGENDA TITLE</b>	AN ORDINANCE ESTABLISHING THE ANNUAL TAX LEVY FOR 2017 PAYABLE IN 2018 FOR THE CITY OF KEWANEE, ILLINOIS	
<b>REQUESTING DEPARTMENT</b>	Administration	
<b>PRESENTER</b>	Gary Bradley, City Manager	
<b>FISCAL INFORMATION</b>	Cost as recommended:	N/A
	Budget Line Item:	N/A
	Balance Available	N/A
	New Appropriation Required:	<input type="checkbox"/> Yes <input checked="" type="checkbox"/> No
<b>PURPOSE</b>	Establishes the annual tax levy for 2017 payable in 2018.	

<b>BACKGROUND</b>	<p>Total EAV increased 1.14% from last year. Because market performance has exceeded projections for return, the Police Pension Fund does not have the same increase seen in recent years, while a slight increase in funding is required in the Fire Pension fund to provide funds that meet the future needs projected by an independent actuary. Overall, the proposed tax rate is down slightly from last year.</p> <p>You have the discretion, if you so choose, to raise the total amount levied by less than 5% and still remain in compliance with the Truth in Taxation Act. However, staff recommends holding the line on taxation again to help keep property taxes as low as possible. We suspect but have not yet confirmed that other taxing jurisdictions will be raising their levies, so any effort made by the City to keep taxes low would be appreciated by our stakeholders.</p> <p>You may recall that in 2015 we were higher in our tax rates than all but one of the comparison cities against which we benchmarked ourselves. Last year, we moved below another. This year, based on the anticipated raises of other communities, we are expected to fall below yet another of our comparison cities.</p>
<b>SPECIAL NOTES</b>	N/A
<b>ANALYSIS</b>	<p>In 2015, cuts were made to certain part of the levy because of principles, e.g. enterprise funds shouldn't be subsidized by property taxes, and because they were required in order to absorb significant increases to pension fund outlays. In 2016, cuts were made in other categories, because they were required in order to absorb increasing pension contributions. In 2017, cuts are being proposed to certain portions of the levy because they are possible. The amount being levied is lower than originally estimated, meaning there is more savings to the tax payers than anticipated.</p>
<b>PUBLIC INFORMATION PROCESS</b>	<p>The estimated amount to be levied was announced at the last City Council meeting, and was discussed in the Star Courier and on the radio. The amount proposed to be levied is lower than the estimate.</p>

<b>BOARD OR COMMISSION RECOMMENDATION</b>	N/A
<b>STAFF RECOMMENDATION</b>	Staff recommends adoption
<b>PROCUREMENT POLICY VERIFICATION</b>	N/A
<b>REFERENCE DOCUMENTS ATTACHED</b>	Property Tax Memo dated December 4, 2017

## Ordinance No. 3913

AN ORDINANCE ESTABLISHING THE ANNUAL TAX LEVY FOR 2017 PAYABLE IN 2018 FOR THE CITY OF KEWANEE, ILLINOIS, AND DECLARING THAT THIS ORDINANCE SHALL BE IN FULL FORCE IMMEDIATELY, AS PROVIDED BY LAW.

**WHEREAS,** it is necessary for the proper management and operation of the City of Kewanee to levy taxes on the property contained within the City; and

**WHEREAS,** the State of Illinois allows municipalities to levy for certain taxes; and,

**WHEREAS,** the aggregate levy for calendar year 2017 payable in 2018, as defined in the Illinois Truth in Taxation Law, is less than 5% greater than the aggregate levy in the preceding year.

### **THEREFORE, BE IT ORDAINED BY THE CITY COUNCIL OF KEWANEE THAT:**

Section 1      A tax for the following sums of money, or as much thereof as may be authorized by law to defray all expenses and liabilities of the City of Kewanee, and the same is hereby levied for the purposes specified against all taxable property in the City of Kewanee for the year 2017.

Section 2      The following summary of the total taxes to be levied is as follows:

<b>Levy Description &amp; Illinois Compiled Statute Reference</b>	<b>Amount</b>
Corporate Fund Property Tax (65 ILCS 5/8-3-1)	\$91,000
Pension (IMRF) (40 ILCS 5/7-171)	\$250,000
Fire Protection (65 ILCS 5/11-7-1 & 3)	\$35,000
Pension (Firefighters) (40 ILCS 5/4-118)	\$502,701
Police Protection (65 ILCS 5/11-1-3 & 5.1)	\$27,000
Pension (Police) (40 ILCS 5/3-125)	\$490,576
Refuse (65 ILCS 5/11-19-4)	\$0
Audit (65 ILCS 5/8-8-8)	\$35,000
Liability Insurance (745 ILCS 10/9-107)	\$340,000
Streets & Bridges (65 ILCS 5/11-81-1 & 2)	\$0
Street Lighting (65 ILCS 5/11-80-5)	\$40,000
Public Benefit (65 ILCS 5/9-2-39 & 49)	\$20,000
Emergency Service & Disaster (65 ILCS 5/8-3-16)	\$3,241
FICA & Medicare (40 ILCS 5/21-110)	\$200,000
Unemployment Insurance (745 ILCS 10/9-107)	\$33,000
Chlorinating of Sewage (65 ILCS 5/11-142-3)	\$0
<b>TOTAL</b>	<b>\$2,067,518</b>



- Section 3      The City Clerk shall make and file with the County Clerk of Henry County, Illinois, a duly certified copy of this Ordinance and that the amount levied by this Ordinance is the minimum required by the City of Kewanee for the proper management and operations of our municipal government. The amounts levied are reflective of the real cost associated with our previously recorded appropriation and debt service ordinances, and such levies should be extended upon the appropriate tax books for the calendar year beginning January 1, 2017 and ending December 31, 2017. Further, the County Clerk is hereby authorized to add an extra factor for the inevitable loss of some funds resulting from non-payment of taxes, as based on previous and historic tax collection in Kewanee, and in accordance with law.
- Section 4      The amounts contained herein have been found to be less than 105% of the amounts previously levied for calendar year 2016, and therefore are not subject to the requirements contained in the Truth in Taxation Act (35 ILCS 200/18-55, et seq.).
- Section 5      If any section, subsection, sentence, clause, or part of this Ordinance is for any reason held invalid or unconstitutional, such decision shall not affect the validity of the remaining portions of this Ordinance.
- Section 6      This Ordinance shall be in full force and effect immediately upon its passage and approval as provided by law.

*Passed by the Council of the City of Kewanee, Illinois this 11<sup>th</sup> day of December, 2017.*

\_\_\_\_\_  
Steve Looney, Mayor

ATTEST: \_\_\_\_\_  
Melinda Edwards, City Clerk

RECORD OF THE VOTE	Yes	No	Abstain	Absent
Mayor Steve Looney				
Council Member Chris Colomer				
Council Member Andrew Koehler				
Council Member Steve Faber				
Council Member Michael Yaklich				



Director of Finance & Administrative Services  
401 E Third St  
Kewanee, IL 61443  
Phone 309-852-2611, Ext. 227  
Fax 309-856-6001

December 4, 2017

MEMORANDUM

TO: CITY MANAGER  
FROM: DIRECTOR OF FINANCE & ADMINISTRATIVE SERVICES

RE: Proposed property tax levy

As requested, I have prepared the proposed property tax levy for 2017 taxes payable in 2018. The purpose of this memo is to provide information for review by yourself, the Mayor and City Council prior to action at the December 11th Council meeting. State law requires us to file a tax levy with the County Clerk by the fourth Tuesday of December.

First, some background information. Annually, the City Council establishes a dollar amount needed from the property tax extensions by the County Clerk. This amount is then aggregated with other taxing districts resulting in individual tax bills on individual property. The City should receive the majority of the money collected from this levy in June and September 2018.

Public Act 096-1495 requires Police and Fire Pension Funds to make annual contributions with a goal of attaining a 90% funding ratio by 2040. Eligible employees are required by law to contribute 9.91% and 9.455% of their base salary to the Police Pension Fund and Fire Pension Fund respectively. The City is required to contribute the remaining amounts necessary to fund the administrative costs and benefit payments of these funds as actuarially determined by an enrolled actuary. The City has financed its annual contributions to the pension funds with the property tax levy. Each year the City has hired an independent actuary to calculate the annual required contribution. This calculation is specific to the fund and is based on the demographics of all retired and current employees. Integral to the calculations are assumptions regarding investment rate of return, salary increases, retirement age, employee turnover, mortality rates and disability probabilities. The actuary gives the City options based on achieving a 90% funding ratio (as required by state law) or a 100% funding ratio (as recommended by GFOA's best practices).

The recommended property tax levy for the Fire Pension Fund and Police Pension Fund have been received from actuary Tim Sharpe. The funds did much better this year compared to last year. Investment returns were greater than assumed this year and the smoothed values exceeded straight market values. Salaries increased less than assumed for Police and they had no change in active members, causing the tax levy to decrease by 1.6%. Salaries increased by 12.3% for Fire and they have 2 more active members this year, causing the tax levy to increase by 3.5%. Historically the City has

treated its pension fund levies very conservatively, and thus, they are the first to be funded by the City's property tax levy. As these two obligations have consistently grown over the years, there is less and less property tax revenue available for general operating purposes. As a result of the City maintaining a static levy for property owners in recent years, both the percentage of the City's operating budget attributed to property tax and the dollars available to general operations has drastically been reduced. This approach was aimed at providing stability to residents and businesses as the community rebounded from the economic lows of the 2007-2009 recession. In deciding the appropriate property tax levy, the Council needs to consider balancing the needs of the community and those of City operations.

<b>Fund</b>	<b>2016 levy</b>	<b>2017 levy</b>	<b>Delta \$</b>	<b>Delta %</b>
Fire Pension	\$485,710	\$502,701	+\$16,991	+3.5%
Police Pension	\$498,525	\$490,576	-\$7,949	-1.6%
IMRF	\$250,000	\$250,000	+\$0	+0%
Social Security	\$250,000	\$200,000	-\$50,000	-20.0%

Next is a table showing the percent funded for Kewanee Fire Pension, Kewanee Police Pension and State-wide IMRF Funds. One can see since the recession that began in 2007, all three pension funds have been fairly static or decreasing in funding status despite respectable returns on investments. The only exception being IMRF in FY2013, when their funding status started to increase slightly each year. The Police Pension funding status increased slightly this year while the Fire Pension funding status was unchanged.

<b>Year</b>	<b>Fire Pension Percent Funded</b>	<b>Police Pension Percent Funded</b>	<b>IMRF Percent Funded</b>
FY 2008	83.6%	83.4%	96.1%
FY 2009	66.7%	75.1%	84.3%
FY 2010	77.4%	71.8%	83.2%
FY 2011	74.8%	75.8%	83.3%
FY 2012	78.1%	76.1%	83.0%
FY 2013	74.9%	74.6%	84.3%
FY 2014	73.3%	74.0%	87.6%
FY 2015	65.9%	67.7%	87.3%
FY2016	56.0%	57.1%	88.4%
FY2017	56.0%	59.7%	88.9%

The pension levies, (one could include the Social Security tax levy in the discussion too), shape the entire two million dollar non-bond property tax levy. With IMRF, the City has to contribute the specified amount, 11.18% of wages in calendar year 2018. In the case of Fire and Police, State of Illinois law requires a full levy as specified by an actuary. In Illinois, Fire and Police pension funding has plagued many municipalities. The funding shortfall is a combination of lower than expected

returns on investments, changes to pension provisions, greater frequency of disability pensions and other plan related factors. In addition, many municipalities fund an amount that is less than the actuarial required amount. Kewanee has historically funded its pensions at the actuarial requirement with property tax dollars. The combination of under-funding by many municipalities and the recessionary market losses against a 2033 amortization period posed a serious problem a few years ago. As a result, the State of Illinois passed Public Act 096-1495 to reset the amortization period to 2040 and establish 90% as the required funding target. These changes were designed to provide some relief, especially to municipalities such as Kewanee that honored the funding obligation. The best situation for any pension fund is to be fully funded, with 100% of accrued liabilities covered by assets because it means that the plan is doing a good job of maintaining intergenerational equity with current taxpayers appropriately paying the cost of current public employees' benefits. There is no official industry standard or best practice for an acceptable funded ratio other than 100%. Undercharging current taxpayers only means a need for higher taxes later. In an attempt to force municipalities to appropriately fund pensions, the Act stipulates that any City that does not levy the full actuarial amount, the Legislature has given the pension boards the ability to apply to the State and have shared income tax or sales tax revenue diverted from the municipality to the pension board to make up for any shortfall in the levy.

More information on the specific line item levies is shown in the line by line summary later in this memo. The table below shows the levy history, and what is proposed for tax year 2017 payable in 2018.

Tax Year	Specific Levies	Bond Debt Levy	Total	Increase
2005	\$1,628,124	\$297,807.50	\$1,925,931.50	
2006	\$1,668,768	\$300,202.50	\$1,968,970.50	\$43,039, +2.23%
2007	\$1,708,236	\$297,002.50	\$2,005,238.50	\$36,268, +1.84%
2008	\$1,708,236	\$298,392.50	\$2,006,628.50	\$1,390, +0.07%
2009	\$1,790,682	\$299,263.00	\$2,089,945.00	\$83,316, +4.83%
2010	\$1,844,920	\$299,488.00	\$2,144,408.00	\$54,463, +2.61%
2011	\$1,901,963	\$284,225.00	\$2,186,188.00	\$41,780, +1.95%
2012	\$1,951,530	\$282,850.00	\$2,234,379.82	\$48,192, +2.20%
2013	\$2,002,527	\$281,350.00	\$2,283,877.00	\$49,497, +2.20%
2014	\$2,033,303	\$288,400.00	\$2,321,703.00	\$37,826, +1.66%
2015	\$2,028,556	\$293,065.00	\$2,321,621.00	(\$82) +0.00%
2016	\$2,050,476	\$303,662.00	\$2,354,138.00	\$32,517, +1.40%
2017	\$2,067,518	\$296,356.00	\$2,363,874.00	\$9,736, +.41%

First step in preparation of the tax levy is the EAV projection from the Assessor's office (Item A). There are seven property types that contribute to the EAV. Residential, commercial and industrial are the three statistically significant property types.

- Residential EAV increased \$219,510, (+.39%) to \$56,698,382.
- Commercial EAV increased \$418,937, (+1.99%) to \$21,457,090.
- Industrial increased \$59,303, (+1.60%) to \$3,772,773.

Adding in a (.80%) increase in farm EAV and no change in State Railroad EAV, the total EAV is anticipated to increase \$700,401 (.85%) from \$82,596,724 to \$83,297,125.

By percent of EAV:

Residential parcels 68.1%

Commercial 25.8%

Industrial 4.5%

Railroad 1.2%

Farm 0.4%

Please recall that these EAV figures are not final until the Henry County Property Tax Board of Appeals makes the books final in March of 2018. Please refer to Chart B for a graphic depiction of EAV since the mid-1990's. This is the second year in a row that the EAV has increased slightly. Chart C shows the same information in a different format with year-to-year changes.

The EAV increased .85% for 2017 payable in 2018. One hopes that a second year of increases is a sign of EAV starting to regain some of the value lost in the last decade. A declining EAV contributes to a higher property tax rate. The property tax levy amounts were intentionally set to keep the increased payment by the property owner to as little as possible. The aggregate levy of all taxes increased 0.41% from last year. Factoring in the small increase in EAV, yields a decrease in the property tax rate of -0.46%. With this being the proposed rate, it is well under the 5% threshold of the Truth in Taxation Act, thus a hearing will not be required and no special notice will have to be published. Based on the current EAV information for the 2017 tax levy, the estimated property tax rate for the City will be approximately \$2.8377 or .01 cent lower than the 2016 tax levy rate.

Items labeled A through F are attached with details on the proposed property tax levy. The table below provides comments on the proposed levy for each of the specific line items in the levy. Please remember this is a first draft, and can be changed before the December 11<sup>th</sup> Council meeting at which it will be an action item.

Levy Area		2016 Payable 2017 Amounts	Levy Request 2017 Payable 2018	Diff. from Last Yrs
001	Corporate	91,000	91,000	0
	The Corporate levy is the only levy with no specified use. The Corporate levy goes into the General Fund. It has been intentionally unchanged this year to allow the needed increase in the Fire Pension levy and increases to Fire & Police Protection levies. Since about 75% of all pension obligations arise from employees paid from the GF, it is logical to keep this levy at the same amount. It results in a de facto transfer of funds from GF to the pension funds.			

Levy Area		2016 Payable 2017 Amounts	Levy Request 2017 Payable 2018	Diff. from Last Yrs
003	Bonds	303,662	296,356	-7,306
	Ordinance 3903 was passed November 13, 2017 issuing the General Obligation Limited Tax Bonds, Series 2017 and for the levy of a direct annual tax to pay the principal and interest on said bonds. Unlike other GO bonds the City has in which the property taxes are abated annually, this bond leaves the property tax levy in place.			

	Levy Area	2016 Payable 2017 Amounts	Levy Request 2017 Payable 2018	Diff. from Last Yrs
	Retirement (IMRF)	250,000	250,000	0
	The FY2017 audit shows the balance in IMRF fund at \$40,859 or 18.77% when compared to annual expenses for FY2017 of \$217,678. To ease the burden on the property tax payers, I recommend keeping the levy at the same level as last year to cover payroll costs, but also committing to transferring funds from all funds with IMRF employees into the IMRF Fund to start gaining ground on increasing the balance to a more reasonable level. I would suggest raising 10% of estimated expenses with transfers in the FY2019 budget as we have done in previous years. The transfers would be apportioned across the funds related to departmental payroll costs. What this action does, is transfer a small part of the IMRF costs from property owners to the rate payers for the three Enterprise Funds.			

	Levy Area	2016 Payable 2017 Amounts	Levy Request 2017 Payable 2018	Diff. from Last Yrs
007	Road & Bridge Transfer	0	0	0

	Levy Area	2016 Payable 2017 Amounts	Levy Request 2017 Payable 2018	Diff. from Last Yrs
012	Fire Protection	30,000	35,000	+5,000
	This is a levy that goes toward Fire Dept. expenses. The maximum statutory levy is 20 cents per hundred EAV. This levy could be raised up to 30 cents per hundred EAV by a backdoor referendum. Up to maximum of 60 cents per hundred EAV by standard referendum.			

	Levy Area	2016 Payable 2017 Amounts	Levy Request 2017 Payable 2018	Diff. from Last Yrs
013	Fire Pension	485,710	502,701	+16,991
	3.5% increase from last year. The levy report from actuary Tim Sharpe is attached.			

	Levy Area	2016 Payable 2017 Amounts	Levy Request 2017 Payable 2018	Diff. from Last Yrs
014	Police Protection	17,000	27,000	+10,000
	This tax goes into the General Fund for Police Dept. expenses. Maximum for this tax of 7.5 cents per \$100 EAV. Can be increased to as much as 60 cents per \$100 EAV by referendum.			

	Levy Area	2016 Payable 2017 Amounts	Levy Request 2017 Payable 2018	Diff. from Last Yrs
015	Police Pension	498,525	490,576	-7,949
	1.6% decrease from last year. The levy report from actuary Tim Sharpe is attached.			

Levy Area		2016 Payable 2017 Amounts	Levy Request 2017 Payable 2018	Diff. from Last Yrs
023	Special Service Area	0	0	0
	No levy as this downtown trees & planters levy expired several years ago.			

Levy Area		2016 Payable 2017 Amounts	Levy Request 2017 Payable 2018	Diff. from Last Yrs
025	Garbage Disposal	0	0	0
	No levy again this year. Concerns were raised two years ago as to whether property tax should be used to defray Sanitation Fund expenses, since none of the commercial or industrial property owners are eligible for garbage collection. What this does is shift the costs from property owners to the rate payers for the Sanitation Fund.			

Levy Area		2016 Payable 2017 Amounts	Levy Request 2017 Payable 2018	Diff. from Last Yrs
027	Audit	35,000	35,000	0
	Levy remains the same to eliminate negative balance in Audit Fund.			

Levy Area		2016 Payable 2017 Amounts	Levy Request 2017 Payable 2018	Diff. from Last Yrs
035	Liability Insurance	335,000	340,000	+5,000
	A slight increase in the levy is recommended due to increasing expenses in FY18. There may still have to be dollars transferred in the FY2019 budget from other funds to cover the difference between the levy and actual costs if the premium increases drastically as no transfers were made the last two years.			

Levy Area		2016 Payable 2017 Amounts	Levy Request 2017 Payable 2018	Diff. from Last Yrs
	Playground & Recreation	0	0	0

Levy Area		2016 Payable 2017 Amounts	Levy Request 2017 Payable 2018	Diff. from Last Yrs
040	Street & Bridge	0	0	0

	Levy Area	2016 Payable 2017 Amounts	Levy Request 2017 Payable 2018	Diff. from Last Yrs
041	Street Lighting	40,000	40,000	0
	Payment for the lights along public streets comes from the General Fund. This is close to the maximum levy with the current EAV.			

	Levy Area	2016 Payable 2017 Amounts	Levy Request 2017 Payable 2018	Diff. from Last Yrs
045	Public Benefit	15,000	20,000	+5,000
	Increased to avoid a projected negative balance at the end of FY2018. The interfund transfers made historically may also need to be increased.			

	Levy Area	2016 Payable 2017 Amounts	Levy Request 2017 Payable 2018	Diff. from Last Yrs
046	Emerg Serv & Disaster	3,241	3,241	0
	Levying near the statutory maximum.			

	Levy Area	2016 Payable 2017 Amounts	Levy Request 2017 Payable 2018	Diff. from Last Yrs
047	Social Security	250,000	200,000	-50,000
	Drawdown of the fund balance allows for a decrease in the levy. Depending on how balances look at budget time, there could be a chance that transferring monies from the three primary Enterprise Funds may occur with Social Security Fund too.			

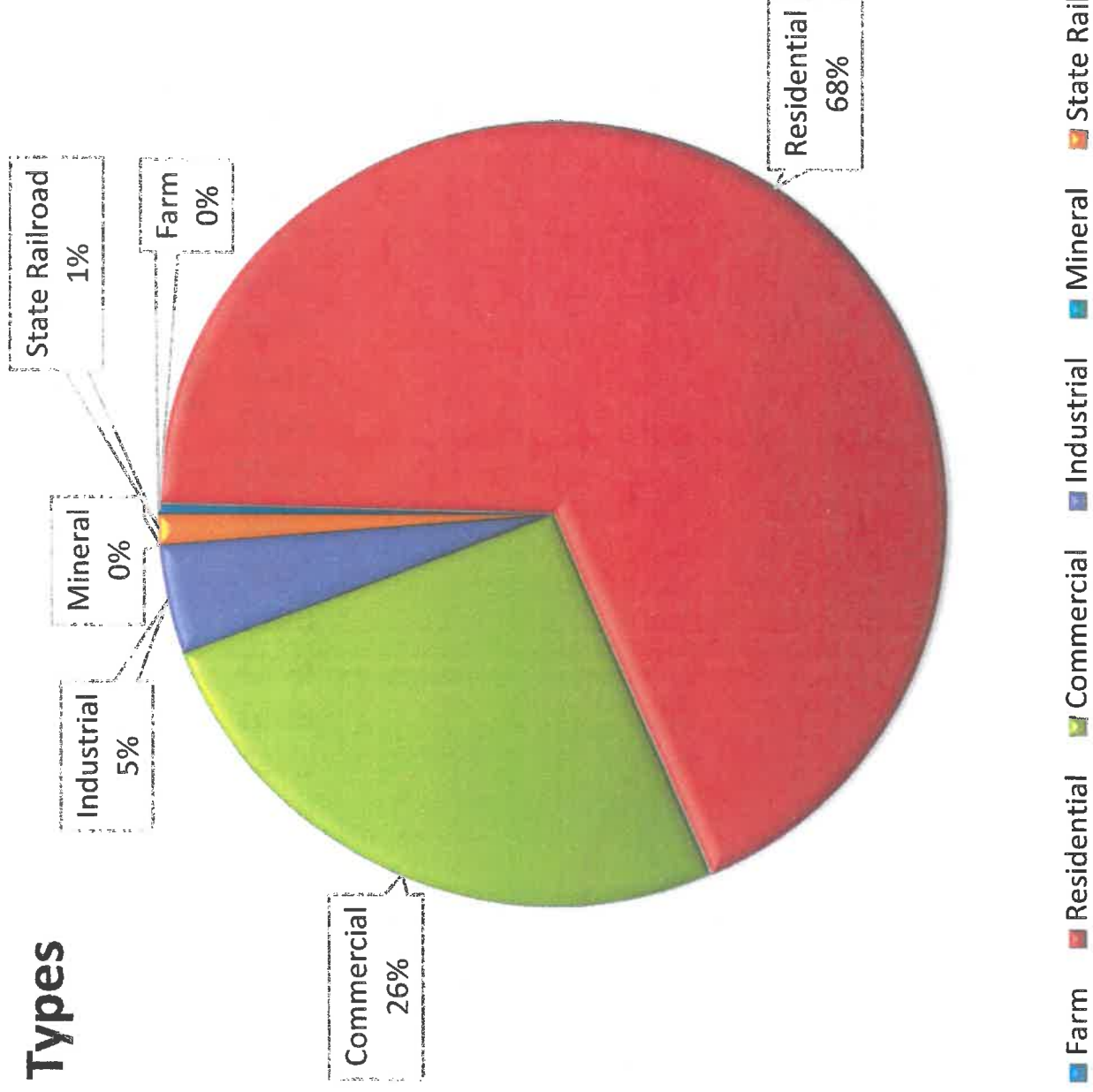
	Levy Area	2016 Payable 2017 Amounts	Levy Request 2017 Payable 2018	Diff. from Last Yrs
060	Unemployment Insurance	0	33,000	+33,000
	Drawdown of the fund balance in recent years requires an increase in the levy to avoid a projected negative balance at the end of FY2018.			

	Levy Area	2016 Payable 2017 Amounts	Levy Request 2017 Payable 2018	Diff. from Last Yrs
073	Chlorination of Sewage	0	0	0
	No levy again this year. Concerns as to whether property tax should be used to defray Sewer Fund expenses or addressed as part of rate calculation for users of the Sewer system. What this does is shift the costs from property owners to the rate payers for the Sewer Fund.			



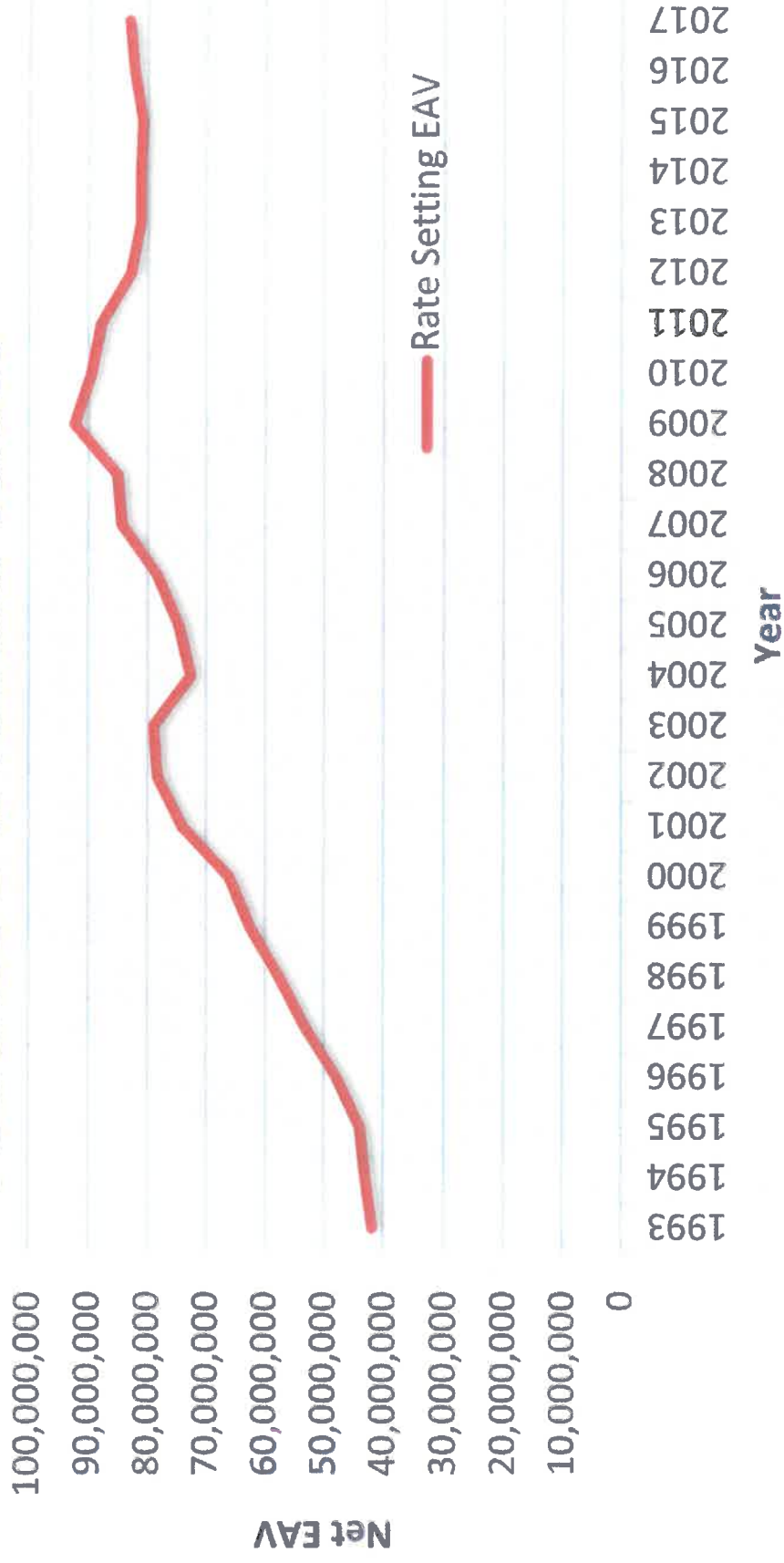


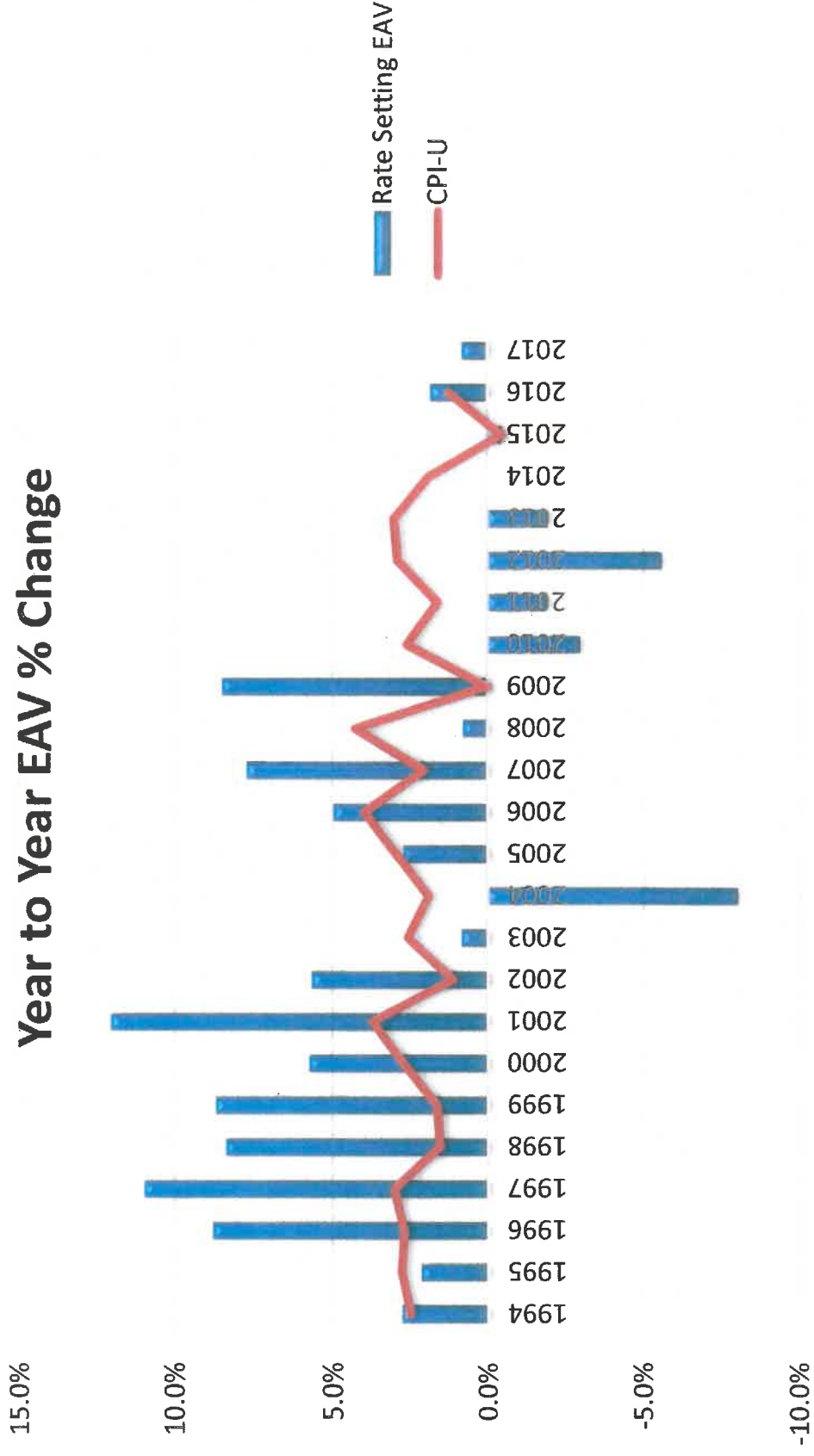
# Parcel Types



ITEM A

## Kewanee EAV Annual Values





Tax District: 42 City of Kewanee  
 Tax Year: 2017  
 Payable: 2018  
 Population: 12,916  
 Equalization Factor: 1.0000

Rate Setting		TEAV less RS	
Property Type	Total EAV	EAV	
Farm	342,016	332,489	9,527
Residential	58,694,817	56,698,382	1,996,435
Commercial	23,883,261	21,457,090	2,426,171
Industrial	5,439,403	3,772,773	1,666,630
Mineral	0	0	0
State Railroad	1,036,391	1,036,391	0
Local Railroad	0	0	0
County Total	88,395,888	83,297,125	6,098,763

Other Values	
EZ Value Abated	2,673,125
EZ Tax Abated	75,860
New Property	156,559
TIF Increment	3,425,638
Total Abated	6,098,763

Road & Bridge Transfer		Amount Est.
Kewanee		35,685
Wethersfield		26,132
Total Ext.:		61,797
65 ILCS 5/11-81-2 & 605 ILCS 9/6-501, 507		

2016 RS EAV		RS/Taxable Est.		EAV Change	
82,596,724		EAV		\$	
Tax Rate Last Year		83,297,125		700,401	
0.028507				0.85%	

\*\*\* = Excluded in 105%

Levy Area	2016/2017 Pay Amounts	Levy Request 2017 payable 2018	Diff. from Last Yrs	Maximum	Calculated Rate	Actual Rate	Certified Rate	Total Extension (Co. Flg.)	Total Extension After TIF & EZ	% of Total	Max. Possible
001 Corporate	91,000	91,000	0	0.002640	0.00109247	0.001092	0.001092	97,620.31	90,960.46	3.9482%	219,904.41
003 ***Bonds	303,662	296,356	(7,306)	0.000000	0.00355782	0.003558	0.003558	318,070.57	296,371.17	12.5383%	0.00
005 Retirement (IMRF)	250,000	250,000	0	0.000000	0.00300130	0.003001	0.003001	268,277.06	249,974.67	10.5755%	0.00
007 Road & Bridge Transfer	0	0	0	0.000000	0.00000000	0.000000	0.000000	0.00	0.00	0.0000%	0.00
012 Fire Protection	30,000	35,000	5,000	0.002000	0.0042018	0.00420	0.00420	37,546.27	34,984.79	1.4801%	166,594.25
013 Fire Pension	485,710	502,701	16,991	0.000000	0.00603503	0.006035	0.006035	539,504.18	502,698.15	21.2672%	0.00
014 Police Protection	17,000	27,000	10,000	0.000750	0.0032414	0.00324	0.00324	28,964.27	26,988.27	1.1418%	62,472.84
015 Police Pension	498,525	490,576	(7,949)	0.000000	0.00598947	0.005989	0.005989	526,452.38	490,536.77	20.7527%	0.00
023 Special Service Area	0	0	0	0.000000	0.00000000	0.000000	0.000000	0.00	0.00	0.0000%	0.00
025 Garbage Disposal	0	0	0	0.002000	0.00000000	0.000000	0.000000	0.00	0.00	0.0000%	166,594.25
027 Audit	35,000	35,000	0	0.000000	0.0042018	0.00420	0.00420	37,546.27	34,984.79	1.4801%	0.00
035 Liability Insurance	335,000	340,000	5,000	0.000000	0.00408177	0.004082	0.004082	364,914.01	340,018.86	14.3849%	0.00
039 Playground & Recreation	0	0	0	0.000000	0.00000000	0.000000	0.000000	0.00	0.00	0.0000%	0.00
040 Street & Bridge	0	0	0	0.001000	0.00000000	0.000000	0.000000	0.00	0.00	0.0000%	83,297.13
041 Street Lighting	40,000	40,000	0	0.000500	0.00448021	0.004480	0.004480	42,910.03	39,982.62	1.6815%	41,648.56
045 Public Benefit	15,000	20,000	5,000	0.000500	0.0024010	0.00240	0.00240	21,455.01	19,991.31	0.8456%	41,648.56
046 Emerg Serv & Disaster	3,241	3,241	0	0.000500	0.0003891	0.00039	0.00039	3,486.44	3,248.59	0.1374%	0.00
047 Social Security	250,000	200,000	(50,000)	0.000000	0.00240704	0.002401	0.002401	214,639.53	199,996.40	8.4611%	0.00
060 Unemployment Insurance	0	33,000	33,000	0.000000	0.00039617	0.000396	0.000396	35,400.77	32,985.66	1.3955%	0.00
073 Chlorination of Sewage	0	0	0	0.000200	0.00000000	0.000000	0.000000	0.00	0.00	0.0000%	16,659.43

TOTAL 2,354,138 2,363,874 9,736 0.028377 0.028377 2,536,787.11 2,363,722.52 100.0000%

Not Excluded in 105% - This year's levy => 2,067,518  
 Not Excl 105% - Last years extension => 2,050,476  
 17,042

This Year's Actual Levy = 0.028377  
 Last Year Actual Levy = 0.028507  
 Net Change -0.000130

Difference of 100.83%  
 If this is >= 105% truth in taxation needed

Per \$100= \$2,837,700  
 Per \$100= \$2,850,700  
 (\$0.013000)

Not Excluded in 105% - This year's levy => 2,067,518  
 Not Excl 105% - Last years extension => 2,050,476  
 17,042

This Year's Actual Levy = 0.028377  
 Last Year Actual Levy = 0.028507  
**Net Change** -0.000130

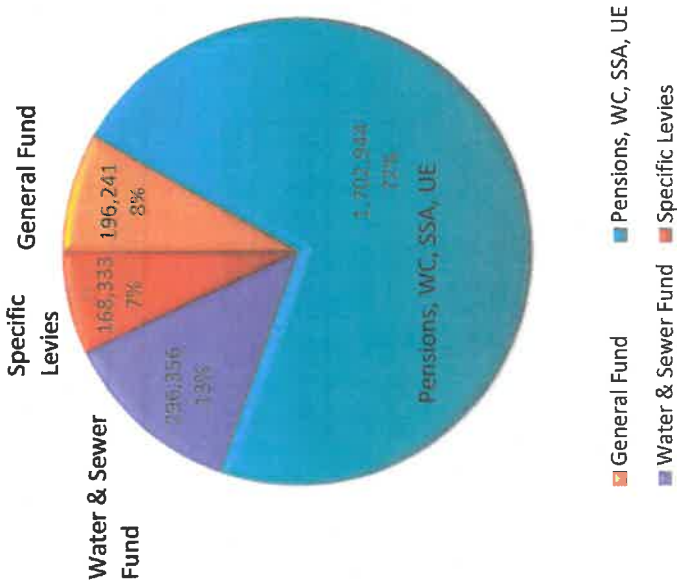
Difference of 100.83%  
 If this is >= 105% truth in taxation needed

Per \$100= \$2.837700  
 Per \$100= \$2.850700  
 (\$0.013000)

	2016 payable 2017	2017 payable 2018	\$ per \$100 EAV	\$ Difference 2016 vs 2017	% Difference 2016 vs. 2017
Tax Levy Excluding Bonds	\$2,050,476	\$2,067,518	\$2.482100	\$17,042	0.83%
Bond Levy	\$303,662	\$296,356	\$0.355782	(\$7,306)	-2.41%
TOTAL Property Tax Levy	\$2,354,138	\$2,363,874	\$2.837882	\$9,736	0.41%

	2017 City Taxes	2018 City Taxes	\$ Difference	% Difference
\$40,000 House	\$380	\$378	(\$1.73)	-0.46%
\$60,000 House	\$570	\$568	(\$2.60)	-0.46%
\$80,000 House	\$760	\$757	(\$3.47)	-0.46%

Property Tax Categories



Total	2,363,874
General Fund	196,241
Corporate	91,000
Police Protection	27,000
Emerg Serv & Disaster	3,241
Fire Protection	35,000
Playground & Recreation	0
Street & Bridge	0
Street Lighting	40,000
Road & Bridge Transfer	0
Pensions, WC, SSA, UE	1,702,944
Retirement (IMRF)	250,000
Fire Pension	502,701
Police Pension	490,576
Social Security	200,000
Unemployment Insurance	33,000
Liability/ WC	226,667
Water & Sewer Fund	296,356
***Bonds	296,356
Chlorination of Sewage	0
Specific Levies	168,333
Special Service Area	0
Garbage Disposal	0
Audit	35,000
Liability/Other	113,333
Public Benefit	20,000
	8%
	3.8%
	1.1%
	0.1%
	1.5%
	0.0%
	0.0%
	1.7%
	0.0%
	72%
	10.6%
	21.3%
	20.8%
	8.5%
	1.4%
	9.6%
	13%
	12.5%
	0.0%
	7%
	0.0%
	0.0%
	1.5%
	4.8%
	0.8%



Actuary

To: Ms. Debbie Johnson

Re: Police & Firefighter Pension Funds

Debbie:

The Retirement Plans Experience Committee of the Society of Actuaries (RPEC) recently released an updated "Mortality Improvement Scale," named MP-2016. This new version of the model reflects three additional years (2012-2014) of historical U.S. population mortality data and modification of two input values designed to improve the model's year-over-year financial stability. The average mortality improvement during the most recent years of data is less than one-third of the average mortality improvement for the prior 10 years. This means the MP-2016 rates are lower than the MP-2015 rates, which were lower than the original rates in MP-2014.

Thus, this year in conjunction with the RPEC update, we will revise the mortality assumption to reflect MP-2016. The investment returns were greater than assumed this year and the smoothed values exceed the straight market values (\$352K Police; \$441K Fire). Salaries increased less than assumed for Police and more than assumed for Fire. Police had no change in active members and the annual pension payments now exceed \$796K. Fire has 2 more active members, the annual payroll increased 12.3% and the annual pension payments now exceed \$915K. Thus, the Tax Levy has decreased for Police and increased for Fire. The Percent Funded has increased for Police and is unchanged for Fire.

#### Highlights:

1. Investment returns: Police 8.12%, Fire 8.94%.
2. Annual payroll increases: Police 3.4%, Fire 12.3%;  
Average salary increases: Police 3.4%, Fire 7.3%.
3. New members: Police 0, Fire 3; Terminations: Police 0, Fire 0;  
Retirements: Police 0, Fire 1; Incidents of Disability: Police 0, Fire 0
4. Percent Funded: Police increased from 57.1% to 59.7%;  
Fire is unchanged from 56.0%.
5. Tax Levy: Police decreased slightly from \$498,525 to \$490,576 (1.6%);  
Fire increased from \$485,710 to \$502,701 (3.5%).

*Timothy W. Sharpe, Actuary, Geneva, IL (630) 262-0600*



November 29, 2017

**CITY OF KEWANEE**  
**Actuarial Valuation Results**

<b>POLICE</b>	<u>5/1/16</u>	<u>5/1/17</u>		
	Int: 7.50%	Int: 6.85%	Int: 6.85%	Int: 6.85%
	<u>Sal: 4.00%</u>	<u>Sal: 4.00%<sup>1</sup></u>	<u>Sal: 4.00%<sup>2</sup></u>	<u>Sal: 4.00%<sup>3</sup></u>
1. City Normal Cost	168,756	187,645	179,284	162,243
2. Accrued Liability	16,684,710	17,038,569	16,503,395	16,874,076
3. Assets	9,530,872	9,844,889	9,844,889	9,844,889
4. Unfunded Liability/(Surplus)	7,153,838	7,193,680	6,658,506	7,029,187
5. Amortization of UL	297,809	306,755	279,842	392,771
6. Interest for One Year	31,960	33,866	31,450	38,018
7. Tax Levy Requirement (1+5+6)	<u>498,525</u>	<u>528,266</u>	<u>490,576</u>	<u>593,032</u>
8. Payroll	1,284,588	1,328,054	1,328,054	1,328,054
9. Percent Funded (3/2)	57.1%	57.8%	59.7%	58.3%

<sup>1</sup> Reflects PA 096-1495, PUC, 24-year, 90% Amortization, Smoothed Market, RP 2014 mortality w/ MP-2015 update.

<sup>2</sup> Reflects PA 096-1495, PUC, 24-year, 90% Amortization, Smoothed Market, RP 2014 mortality w/ MP-2016 update.

<sup>3</sup> Reflects Entry Age, 24-year, 100% Amortization, Smoothed Market, RP 2014 mortality w/ MP-2016 update.

*Timothy W. Sharpe, Actuary, Geneva, IL (630) 262-0600*

November 29, 2017

**CITY OF KEWANEE**  
**Actuarial Valuation Results**

<b>FIRE</b>	<u>5/1/15</u>	<u>5/1/16</u>		
	Int: 6.85%	Int: 6.85%	Int: 6.85%	Int: 6.85%
	<u>Sal: 4.00%</u>	<u>Sal: 4.00%<sup>1</sup></u>	<u>Sal: 4.00%<sup>2</sup></u>	<u>Sal: 4.00%<sup>3</sup></u>
1. City Normal Cost	173,767	190,072	182,688	114,508
2. Accrued Liability	15,196,112	15,699,337	15,140,021	15,191,809
3. Assets	8,504,337	8,475,690	8,475,690	8,475,690
4. Unfunded Liability/(Surplus)	6,691,775	7,223,647	6,664,331	6,716,119
5. Amortization of UL	280,805	315,913	287,786	375,277
6. Interest for One Year	31,138	34,660	32,227	33,550
7. Tax Levy Requirement (1+5+6)	<u>485,710</u>	<u>540,645</u>	<u>502,701</u>	<u>523,335</u>
8. Payroll	871,603	978,747	978,747	978,747
9. Percent Funded (3/2)	56.0%	54.0%	56.0%	55.8%

<sup>1</sup> Reflects PA 096-1495, PUC, 24-year, 90% Amortization, Smoothed Market, RP 2014 mortality w/ MP-2015 update.

<sup>2</sup> Reflects PA 096-1495, PUC, 24-year, 90% Amortization, Smoothed Market, RP 2014 mortality w/ MP-2016 update.

<sup>3</sup> Reflects Entry Age, 24-year, 100% Amortization, Smoothed Market, RP 2014 mortality w/ MP-2016 update.

*Timothy W. Sharpe, Actuary, Geneva, IL (630) 262-0600*

November 29, 2017

**CITY OF KEWANEE  
Firefighters Pension Fund**

**Investment Performance 2009-2017**

	FYE 09	FYE 10	FYE 11	FYE 12	FYE 13	FYE 14	FYE 15	FYE 16	FYE 17
BOY Assets	7,521,629	6,370,635	7,316,313	7,951,008	7,755,595	8,154,598	8,344,608	8,280,159	7,754,850
City Contribution	178,460	178,831	310,031	277,250	288,834	214,782	293,503	315,307	442,547
Firefighter Contribution	83,666	87,074	88,023	86,607	81,861	83,219	91,552	130,596	85,486
Pension Payments	503,463	514,207	522,816	551,149	651,561	702,503	758,949	809,206	915,196
Expenses	32,306	28,350	29,702	10,023	7,237	27,680	9,178	9,364	8,841
Income	(877,352)	1,222,330	789,159	1,902	687,106	622,193	318,623	(152,642)	675,699
EOY Assets	6,370,635	7,316,313	7,951,008	7,755,595	8,154,598	8,344,608	8,280,159	7,754,850	8,034,545
Annual Yield	-11.88%	19.61%	10.90%	0.02%	9.03%	7.84%	3.91%	-1.89%	8.94%
5-Year Yield (2013-17)	5.57%								
9-Year Yield (2009-17)	5.17%								

*Timothy W. Sharpe, Actuary, Geneva, IL (630) 262-0600*

November 29, 2017

**CITY OF KEWANEE  
Police Pension Fund**

**Investment Performance 2009-2017**

	FYE 09	FYE 10	FYE 11	FYE 12	FYE 13	FYE 14	FYE 15	FYE 16	FYE 17
BOY Assets	7,840,040	6,550,936	7,421,464	7,903,379	8,160,640	8,744,198	8,932,882	9,331,811	8,974,394
City Contribution	153,721	154,011	227,933	309,129	277,650	238,247	319,649	339,843	474,485
Officer Contribution	124,396	115,515	116,844	127,233	119,580	122,352	125,350	126,669	131,530
Pension Payments	517,757	552,447	552,384	583,099	642,522	671,546	740,863	768,827	796,085
Expenses	8,478	8,577	9,705	11,631	12,304	15,830	12,278	15,340	12,657
Income	(1,040,987)	1,162,026	699,229	415,628	841,155	515,462	707,072	(39,762)	720,920
EOY Assets	6,550,936	7,421,464	7,903,383	8,160,640	8,744,198	8,932,882	9,331,811	8,974,394	9,492,587
Annual Yield	-13.49%	18.14%	9.56%	5.31%	10.47%	6.01%	8.05%	-0.43%	8.12%
5-Year Yield (2013-17)	6.45%								
9-Year Yield (2009-17)	5.75%								

*Timothy W. Sharpe, Actuary, Geneva, IL (630) 262-0600*

## CITY OF KEWANEE POLICE PENSION FUND SALARY HISTORY

Name	2013 Salary	Increase	2014 Salary	Increase	2015 Salary	Increase	2016 Salary	Increase	2017 Salary
Ainley, Troy	54,286	6.8%	57,985	4.1%	60,341	0.4%	60,606	3.3%	62,584
Carpenter, Roy	53,123	2.7%	54,563	3.1%	56,266	0.3%	56,441	2.5%	57,827
Clapper, Patrick	60,202	2.7%	61,803	3.4%	63,918	2.4%	65,453	2.4%	67,027
DeValkenaere, Gene	51,638	6.9%	55,204	2.7%	56,675	2.9%	58,323	2.5%	59,756
Dison, James	73,375	3.1%	75,614	8.1%	81,723	3.0%	84,206	3.7%	87,350
Gearhart, John	51,638	2.7%	53,038	7.7%	57,147	0.4%	57,351	0.8%	57,827
Hamilton, Eric	51,638	2.7%	53,038	3.4%	54,839	2.5%	56,191	5.0%	59,016
Kijanowski, Stephen	51,638	11.4%	57,541	2.7%	59,075	0.8%	59,577	4.5%	62,230
Lay, Shawn	54,195	2.7%	56,664	-1.0%	55,089	2.5%	56,441	2.5%	57,827
Minx, Michael	51,596	5.7%	54,519	2.7%	55,971	2.9%	57,601	2.5%	59,016
Pence, Timothy	54,858	1.6%	55,738	2.6%	57,202	2.4%	58,595	3.9%	60,895
Reed, Justin	51,638	4.8%	54,139	5.6%	57,147	0.4%	57,351	6.4%	61,041
Rivord, William	57,049	3.4%	58,971	3.1%	60,793	0.5%	61,082	2.5%	62,584
Underwood, Harold	57,172	3.5%	59,189	2.6%	60,720	2.4%	62,175	2.4%	63,667
Welgal, Nicholas	52,711	9.2%	57,541	2.7%	59,075	0.8%	59,577	2.5%	61,041
Woods, Chris	57,800	2.7%	59,362	3.5%	61,438	1.9%	62,629	-4.2%	60,022
Kingdon, Andrew J	49,643	4.8%	52,013	4.7%	54,450	0.3%	54,586	5.5%	57,577
Bryner, Timothy L	49,643	4.8%	52,013	4.7%	54,450	0.3%	54,586	5.5%	57,577
Peed, Eric			47,162	4.9%	49,489	6.1%	52,508	6.8%	56,097
Gibbs, Jason			47,162	4.9%	49,489	3.8%	51,349	4.6%	53,720
Gruszczyk, Shaun P					48,436	2.2%	49,520	6.2%	52,614
Boehm, Jason							48,441	4.8%	50,758
Average Increase		4.5%		3.8%		1.8%		3.4%	

## CITY OF KEWANEE FIREFIGHTERS PENSION FUND SALARY HISTORY

Name	2013 Salary	Increase	2014 Salary	Increase	2015 Salary	Increase	2016 Salary	Increase	2017 Salary
Finn, Anthony	45,420	2.6%	46,607	22.1%	56,917	-14.0%	48,930	6.1%	51,932
Gillespie, Duane	51,182	2.5%	52,452	20.0%	62,933	-14.4%	53,851	6.0%	57,056
Hornie, Landon G	48,917	3.3%	50,526	25.1%	63,225	-13.3%	54,837	6.5%	58,378
Lane, Jefferey E	48,067	2.5%	49,276	0.0%	48,276	2.8%	50,636	6.0%	53,672
Moon, Steven M	47,638	2.5%	48,841	16.0%	56,644	-11.0%	50,440	11.4%	56,192
Shook, Kevin	47,971	5.1%	50,430	21.4%	61,230	-8.0%	56,330	25.1%	70,448
Wall, Phillip W	47,542	2.5%	48,745	28.2%	62,485	-14.5%	53,449	1.3%	54,128
Welgat, Stephen E	47,218	2.5%	48,421	20.8%	58,474	-14.4%	50,048	5.8%	52,984
Stout, Jeremy	44,040	3.3%	45,491	24.5%	56,623	-14.5%	48,399	7.3%	51,908
Mols, Matthew	44,400	2.5%	45,491	24.9%	56,815	-13.6%	49,070	6.6%	52,328
Riber, Bennett			34,912	43.9%	50,233	-5.6%	47,420	6.0%	50,246
Powell, Adam					49,678	-6.0%	46,721	7.5%	50,246
Anderson, Grant					35,975	29.9%	46,721	7.5%	50,246
Doubeck, Timothy					19,142	137.4%	45,435	11.7%	50,761
Deutscher, William							49,871	0.0%	49,871
Forney, Jacob							49,511	0.0%	49,511
Blair, Kyle P									38,021
Clark, Zachary									42,816
Horn, Robert									38,021
Average Increase		2.9%		21.8%		-5.1%		7.3%	



CITY OF KEWANEE CITY COUNCIL AGENDA ITEM		
MEETING DATE	December 11, 2017	
RESOLUTION OR ORDINANCE NUMBER	Resolution #5083	
AGENDA TITLE	Consideration of a Resolution appointing Matthew Douglas to the Kewanee Municipal Airport Authority Board	
REQUESTING DEPARTMENT	Administration	
PRESENTER	Melinda Edwards, City Clerk	
FISCAL INFORMATION	Cost as recommended:	N/A
	Budget Line Item:	N/A
	Balance Available	N/A
	New Appropriation Required:	<input type="checkbox"/> Yes <input checked="" type="checkbox"/> No
PURPOSE	Appoints Matthew Douglas to fill a vacancy on the Kewanee Municipal Airport Authority Board	
BACKGROUND	A vacancy was created on the Kewanee Municipal Airport Authority Board when Deann Schweitzer resigned.	
SPECIAL NOTES	N/A	
ANALYSIS	Matthew Douglas has indicated his willingness to serve on the board	
PUBLIC INFORMATION PROCESS	N/A	
BOARD OR COMMISSION RECOMMENDATION	N/A	
STAFF RECOMMENDATION	Staff recommends approval.	





**Item**

## RESOLUTION NO. 5083

**A RESOLUTION TO AFFIRM THE MAYOR'S RECOMMENDATION FOR APPOINTMENTS TO THE BOARD OF COMMISSIONERS OF KEWANEE MUNICIPAL AIRPORT, AND DECLARING THAT THIS RESOLUTION SHALL BE IN FULL FORCE IMMEDIATELY.**

**WHEREAS,** The Mayor is responsible for the appointment of individuals to serve on various boards and commissions that serve the Council, and the community; and

**WHEREAS,** The Mayor hereby recommends the following individuals for appointment to serve on the Board of Commissioners of the Kewanee Municipal Airport for a term as indicated.

### **BE IT RESOLVED, BY THE CITY COUNCIL OF KEWANEE:**

**Section 1** The following citizens of the City of Kewanee are appointed to the Board of Commissioners of the Kewanee Municipal Airport for the term, indicated:

<b>Name</b>	<b>Expires</b>	<b>Explanation</b>
Matthew Douglas	April 30, 2019	Appointment to fill the unexpired term of Deann Schweitzer

**Section 2** This Resolution shall be in full force and effect immediately upon its passage and approval as provided by law.

Adopted by the Council of the City of Kewanee, Illinois this 11<sup>th</sup> day of December 2017

ATTEST:

\_\_\_\_\_  
Melinda Edwards, City Clerk

\_\_\_\_\_  
Steve Looney, Mayor

<b>RECORD OF THE VOTE</b>	<b>Yes</b>	<b>No</b>	<b>Abstain</b>	<b>Absent</b>
Mayor Steve Looney				
Council Member Andy Koehler				
Council Member Mike Yaklich				
Council Member Steve Faber				
Council Member Chris Colomer				

CITY OF KEWANEE CITY COUNCIL AGENDA ITEM		
MEETING DATE	December 11, 2017	
RESOLUTION OR ORDINANCE NUMBER	Resolution #	
AGENDA TITLE	A RESOLUTION TO SET THE DATES FOR COUNCIL MEETINGS FOR THE 2018 CALENDAR YEAR	
REQUESTING DEPARTMENT	Administration	
PRESENTER	Melinda Edwards, City Clerk	
FISCAL INFORMATION	Cost as recommended:	N/A
	Budget Line Item:	N/A
	Balance Available	N/A
	New Appropriation Required:	<input type="checkbox"/> Yes <input checked="" type="checkbox"/> No
PURPOSE	Sets the dates for the upcoming Calendar year for all Council Meetings as required by 5 ILCS 120/2.02	
BACKGROUND	N/A	
SPECIAL NOTES	There are two meetings that will fall on Tuesday, May 29 to allow for Memorial Day and Tuesday, October 9 to allow for Columbus Day and one meeting that will fall on a Wednesday, December 26, as Christmas Eve and Christmas fall on Monday and Tuesday.	
ANALYSIS	N/A	
PUBLIC INFORMATION PROCESS	N/A	
STAFF RECOMMENDATION	Staff recommends adoption	

RESOLUTION NO. 5084

A RESOLUTION TO SET THE DATES FOR COUNCIL MEETINGS FOR THE 2018 CALENDAR YEAR, AND DECLARING THAT THIS RESOLUTION SHALL BE IN FULL FORCE IMMEDIATELY.

**WHEREAS,** it is necessary for the City Council to set the time and dates for its meetings for 2018.

**BE IT RESOLVED BY THE COUNCIL OF THE CITY OF KEWANEE THAT:**

**Section 1** The following dates are when the City Council will regularly meet, with such public meetings to begin at 7:00 p.m. in the Council Chambers 401 E Third Street, Kewanee, IL.

Date	Day
January 8, 2018	Mon
January 22, 2018	Mon
February 12, 2018	Mon.
February 26, 2018	Mon
March 12, 2018	Mon
March 26, 2018	Mon
April 9, 2018	Mon
April 23, 2018	Mon
May 14, 2018	Mon
May 29, 2018	Tues
June 11, 2018	Mon
June 25, 2018	Mon

Date	Day
July 9, 2018	Mon
July 23, 2018	Mon
August 13, 2018	Mon
August 27, 2018	Mon
September 10, 2018	Mon
September 24, 2018	Mon
October 9, 2018	Tues
October 22, 2018	Mon
November 13, 2018	Tues
November 26, 2018	Mon
December 10, 2018	Mon
December 26, 2018	Wed

**Section 2** This resolution shall be in full force and effect immediately upon its passage and approval as provided by law.

Adopted by the Council of the City of Kewanee, Illinois this 11<sup>th</sup> day of December, 2017.

ATTEST:

Melinda Edwards, City Clerk

Steve Looney, Mayor

RECORD OF THE VOTE	Yes	No	Abstain	Absent
Mayor Steve Looney				
Council Member Steve Faber				
Council Member Chris Colomer				
Council Member Michael Yaklich				
Council Member Andrew Koehler				

CITY OF KEWANEE CITY COUNCIL AGENDA ITEM		
<b>MEETING DATE</b>	December 11, 2017	
<b>RESOLUTION OR ORDINANCE NUMBER</b>	Resolution #5085	
<b>AGENDA TITLE</b>	Consideration of a Resolution for the purchase of a 2018 Ford F550 Dump Truck to be utilized in the Street Department.	
<b>REQUESTING DEPARTMENT</b>	Public Works Department/Fleet Department	
<b>PRESENTER</b>	Kevin Newton, Grounds Maintenance Manager	
<b>FISCAL INFORMATION</b>	Cost as recommended:	\$67256.40
	Budget Line Item:	39-73-840
	Balance Available	\$78000.00
	New Appropriation Required:	<input type="checkbox"/> Yes <input checked="" type="checkbox"/> No
<b>PURPOSE</b>	The truck will be used as a front line service vehicle within the Street Dept. With duties such as snow removal, cold patch street maintenance and towing.	
<b>BACKGROUND</b>	Staff researched different manufacturer and vehicle options and configurations. We compared the vehicle currently used as the ¾ ton light duty dump truck to help ensure the vehicle will be right sized for its tasks. We also considered vehicle options and sizing that will enable the Street Department to operate more efficiently and safely, as well as perform a variety of tasks to help the department fulfill its responsibilities.	
<b>SPECIAL NOTES</b>	Often N/A, but sometimes there is something noteworthy to add	

<b>ANALYSIS</b>	Currently the Street Department is using a 1999 Chevrolet 3500 4X2 Dump Truck with approximately 110000 miles. While structurally and mechanically the truck is sound it is apparent after 18 years of service it is not fit for frontline duty. Daily operations continue to keep maintenance and repair costs above average. It has been determined this vehicle is no longer adequately sized for its tasks. For example towing greater than 13000 pounds. Upgrading to a 550 series chassis increases service durability and ensures we can safely and legally tow all of the City's equipment. Four wheel drive will enable a safer and more efficient snow removal process. The 550 series chassis with stainless steel dump body ensures another 15 year plus service life as well as room for added vehicle tasks our current vehicle is unable to perform. The acquisition of a 550 series truck would relegate the current truck to position 2 and would declare the Street Dept. 1990 GMC excess.
<b>PUBLIC INFORMATION PROCESS</b>	An RFP titled "Public Works Dump Truck" was posted on the City of Kewanee's website as well as direct mailed to local dealerships. Sealed bids were due and read allowed on November 30, 2017.
<b>BOARD OR COMMISSION RECOMMENDATION</b>	Often N/A, but sometimes a board, committee, task force, etc. has provided a recommendation.
<b>STAFF RECOMMENDATION</b>	Staff recommends the purchase of a 2018 Ford F550 truck from Gustafson Ford with Bonnell Industries Stainless Steel Dump Body.
<b>PROCUREMENT POLICY VERIFICATION</b>	
<b>REFERENCE DOCUMENTS ATTACHED</b>	Please reference attached document titled "Dump Body Comparison" for justification on why Bonnell Industries was selected over Monroe Truck Equipment for the purchase and install of the stainless steel dump body to be utilized.

RESOLUTION NO. 5085

A RESOLUTION AUTHORIZING PURCHASE OF A 2018 FORD F550 SUPER DUTY WITH BONNELL INDUSTRIES STAINLESS STEEL DUMP BODY VEHICLE FROM GUSTAFSON FORD OF KEWANEE AND DECLARING THAT THIS RESOLUTION SHALL BE IN FULL FORCE IMMEDIATELY.

WHEREAS, The City needs to replace an dump truck used by the Kewanee Public Works Street Department; and,

WHEREAS, The purchase of the vehicle was budgeted from capital project set aside in the acquisition funds and budgeted from 39-73-840 in fiscal year 2018; and,

WHEREAS, Proposals were solicited by City staff for a new medium duty truck with stainless steel dump body, from three vendors, with proposals received from three vendors, with the results shown in the table below:

2018 Ford F550 Super Crew Dump Truck	Vehicle & title	Stainless Steel Dump Body	Four Wheel Drive	Ext. Warr. 7yr/100k/4000 hr	Total
Gustafson Ford/Bonnell	\$36,055.00	\$24,986.40	\$3,100.00	\$3,115.00	\$67,256.00
Gustafson Ford/Monroe	\$36,055.00	\$22,204.00	\$3,100.00	\$3,115.00	\$64,474.00
Uftring Ford/Bonnell	\$37,932.60	\$24,986.40	\$3,262.00	\$3,440.00	\$69,621.00
Crowe Ford/Bonnell	\$36,857.60	\$24,986.40	\$3,100.00	\$2,510.00	\$67,454.00

WHEREAS, City staff has recommended the purchase of the 2018 Ford F550 Super Crew 4WD with Bonnell Industries Stainless Steel Dump Body with 7 year/100,000 mile/4000 hour extended warranty for \$67,256.00 from Gustafson Ford as the best value.

**THEREFORE, BE IT RESOLVED, BY THE CITY COUNCIL OF KEWANEE THAT:**

**Section 1** The City Manager, or his designee, is hereby authorized to execute the documents necessary to order and purchase the 2018 Ford F550 Super Crew 4WD with Bonnell Industries Stainless Steel Dump Body from Gustafson Ford in compliance with the proposal submitted.

**Section 2** This Resolution shall be in full force and effect immediately upon its passage and approval as provided by law.

Adopted by the Council of the City of Kewanee, Illinois this 11th day of December 2017. \_\_\_\_\_

ATTEST:

\_\_\_\_\_  
Melinda Edwards, City Clerk

\_\_\_\_\_  
Steve Looney, Mayor

RECORD OF THE VOTE	Yes	No	Abstain	Absent
Mayor Steve Looney				
Council Member Steve Faber				
Council Member Andrew Koehler				
Council Member Chris Colomer				
Council Member Michael Yaklich				



## Dump Body Comparison

### Body-

Monroe Sides are 16" sides – Bonnell's are 13" sides. We did this for application and ease of filling fuel for the Hot Patch Unit.

Monroe sides are 12 ga sides – Bonnell's are 10 ga (stronger gauge of stainless)

Monroe stainless in 201 2b finish - Bonnell's 304 4b high shine finish.

Monroe floor is 3/16" AR400 – Bonnell's is ¼" AR400 steel

### Body Hardware –

Monroe regular stainless steel fingers and **MILD STEEL** linkage – Bonnell's have **ALL** stainless steel cast linkage and hardware.

**Hitch** – Bonnell hitch includes the following over the Monroe rear hitch:

6" oval back up light

5/8" plate over Monroe 1/2" plate

License plate bracket and light

3 LED light cluster on top of hitch

Heavy duty D- rings

### MISC-

Bonnell is adding a remote dump switch at the rear, allowing for a single person operation.

**Monroe will not supply remote mount hoist switch in driver side corner post**

Without this option the operator will not be able to view the material in the hot box as they are raising the box to get the material to slide to the shoveling platform.

### Aux. Battery–

Monroe is mounting auxiliary battery in the aluminum tool box (this will reduce storage capacity) – Bonnell will supply separate water proof box mounted between frame rails.

### Lighting –

Monroe does not have rear strobes in cab shield. Bonnell to flush mount.

Monroe to install (Button) flashers in rear posts. – Bonnell to flush mount.

Bonnell to install flashers in front body corners behind cab – Not listed in Monroe Specs.

### Plow –

There is no flap deflector kit listed in Monroe Spec. Bonnell quoted (Listed at \$257.40)

Bonnell quoted Hand Held Control – Monroe Cab command control??

### Warranty–

Past Monroe purchases required the City to make multiple warranty trips to Monroe, WI. (2 employees 7 hours to drive up for repairs and the same back)

Bonnell will pick up and deliver the truck at no cost to the City for covered repairs.

With the expected 15-20 year lifecycle the staff went to great lengths to spec a HD unit that would meet this threshold. When the differences are compared between both upfitters, the differences are product material, longevity and quality which in turn results to final cost.

*"Deviations from these requirements in efforts to obtain extremely low prices will not be acceptable."*

I recommend the purchase of the Bonnell upfit.

**Four Wheel Drive Option**

The truck is going to be used for snow plowing of the dead end streets, parking lots etc. and on occasion towing the jetter trailer or heavy utility trailer therefore the 4 wheel drive option would improve efficiency and safety in adverse weather conditions.

**Warranty**

My recommendation, if the extended warranty is purchased, would be to purchase the 4000 hr package. I estimate that this unit will encounter over 900 hrs per year.

Thank you,  
Rod Johnson  
Public Works Operations Manager  
Phone 309/852-2611 ext 229  
[rjohnson@cityofkewanee.net](mailto:rjohnson@cityofkewanee.net)

CITY OF KEWANEE CITY COUNCIL AGENDA ITEM		
<b>MEETING DATE</b>	December 11, 2017	
<b>RESOLUTION OR ORDINANCE NUMBER</b>	Resolution #5086	
<b>AGENDA TITLE</b>	Consideration of a Resolution for the purchase of a 2018 Ford F550 Truck with Utility Body to be utilized in the Water Department.	
<b>REQUESTING DEPARTMENT</b>	Public Works Department/Fleet Department	
<b>PRESENTER</b>	Kevin Newton, Grounds Maintenance Manager	
<b>FISCAL INFORMATION</b>	Cost as recommended:	\$66,420.00
	Budget Line Item:	39-73-840
	Balance Available	\$75,000.00
	New Appropriation Required:	<input type="checkbox"/> Yes <input checked="" type="checkbox"/> No
<b>PURPOSE</b>	The truck will be used as a front line service vehicle within the Water Dept. Replacing the current Water Department Utility Truck due to operation past its service life cycle.	
<b>BACKGROUND</b>	Staff researched different manufacturer and vehicle options and configurations. We compared the vehicle currently used as the Water Dept. Utility Truck to help ensure the vehicle will be right sized for its tasks. We also considered vehicle options and sizing that will enable the Water Department to operate more efficiently and safely, as well as perform a variety of tasks to help the department fulfill its responsibilities.	
<b>SPECIAL NOTES</b>	N/A	

<b>ANALYSIS</b>	<p>Currently the Water Department is using a 2008 Ford F350 Super Crew 4X2 Utility Truck with approximately 82000 miles and 9200 hours. Structurally the truck is sound but with 9200 service hours, it has operated well past its service life. National Association of Fleet Administrators show an industry standard of 10 years or 7000 hours max service life of a truck in this classification. Within this past year, our current truck has started to consume approximately 2 quarts of oil a month, which is a good indication it has reached its powertrain service life. We have also spent approximately \$2000.00 in repairs. Outlook for our current truck would indicate more costly repairs and reliability concerns making it unfit for front line service especially during emergency service calls such as water main breaks. Being able to provide reliable, safe and properly fitted vehicles will enable the Water Department to maintain its responsibilities at a high level.</p>
<b>PUBLIC INFORMATION PROCESS</b>	<p>An RFP titled "Public Works Truck" was posted on the City of Kewanee's website as well as direct mailed to local dealerships. Sealed bids were due and read allowed on November 30, 2017.</p>
<b>BOARD OR COMMISSION RECOMMENDATION</b>	<p>N/A</p>
<b>STAFF RECOMMENDATION</b>	<p>Staff recommends the purchase of a 2018 Ford F550 truck from Gustafson Ford with Bonnell Industries Utility Body.</p>
<b>PROCUREMENT POLICY VERIFICATION</b>	<p>RFP Issued as required.</p>
<b>REFERENCE DOCUMENTS ATTACHED</b>	<p>Please reference attached document titled "Utility Body Comparison" for justification on why Bonnell Industries was selected over Monroe Truck Equipment for the purchase and install of the utility body to be utilized.</p>

RESOLUTION NO. 5086

A RESOLUTION AUTHORIZING PURCHASE OF A 2018 FORD F550 SUPER DUTY WITH BONNELL INDUSTRIES KNAPHEIDE SERVICE BODY VEHICLE FROM GUSTAFSON FORD OF KEWANEE AND DECLARING THAT THIS RESOLUTION SHALL BE IN FULL FORCE IMMEDIATELY.

WHEREAS, The City needs to replace an Utility truck used by the Kewanee Public Works Water Department; and,

WHEREAS, City staff has recommended purchase of a new medium duty truck for this purpose; and,

WHEREAS, The purchase of the vehicle was budgeted from capital project set aside in the acquisition funds and budgeted from 39-73-840 in fiscal year 2018; and,

WHEREAS, Proposals were solicited by City staff for a new medium duty truck with utility style body, from three vendors, with proposals received from three vendors, with the results shown in the table below:

2018 Ford F550 Super Duty Utility Truck	Vehicle & title	Utility Body	Ext. Warr. 7yr/100k/4000 hr	Total
Gustafson Ford/Bonnell	\$34,055.00	\$29,250.00	\$3,115.00	\$66,420.00
Gustafson Ford/Monroe	\$34,055.00	\$25,825.00	\$3,115.00	\$62,995.00
Uftring Ford/Bonnell	\$35,827.00	\$29,250.00	\$2,745.00	\$67,822.00
Crowe Ford/Bonnell	\$34,844.00	\$29,250.00	\$2,510.00	\$66,604.00

WHEREAS, City staff has recommended the purchase of the 2018 Ford F550 Super Duty Truck with Bonnell Industries Knapheide Utility Body with 7 year/100,000 mile/4000 hour extended warranty for \$66,420.00 from Gustafson Ford as the best value.

**THEREFORE, BE IT RESOLVED, BY THE CITY COUNCIL OF KEWANEE THAT:**

**Section 1** The City Manager, or his designee, is hereby authorized to execute the documents necessary to order and purchase the 2018 Ford F550 Super Duty with Bonnell Industries Knapheide Body from Gustafson Ford in compliance with the proposal submitted.

**Section 2**        This Resolution shall be in full force and effect immediately upon its passage and approval as provided by law.

Adopted by the Council of the City of Kewanee, Illinois this 11<sup>th</sup> day of December 2017

---

ATTEST:

---

Melinda Edwards, City Clerk

---

Steve Looney, Mayor

RECORD OF THE VOTE	Yes	No	Abstain	Absent
Mayor Steve Looney				
Council Member Chris Colomer				
Council Member Andrew Koehler				
Council Member Steve Faber				
Council Member Michael Yaklich				

## Utility Body Comparables

### Transverse compartment drawers –

I do not see these listed anywhere in the Monroe quote. The drawers themselves were \$3000 installed and we had to order a custom body for them to be able to pull out from either side as well.

### Custom Water Key Holder –

I have seen examples of what Bonnell is offering to meet our needs. What is Monroe offering?

### Rhino Liner –

Monroe only offering liner on bottom of inside the compartments – Bonnell covering the entire compartment areas and drawer bottoms.

### Compressor/generator-

Honda over Kohler engine- The spec was for a Honda engine, the Kohler is \$500 less.

Bonnell is 19CFM @ 175 PSI max pressure – Monroe 150 psi max

Bonnell is 5,500 watt – Monroe only 5,000 watt

Cord Real – Is Monroe's commercial grade?

### Mud Flap Kit – Not in Monroe quote

Bonnell spec'd Knapheide body is painted same as chassis cab – Monroe proposed Reading body is powder coated making it difficult to repair.

With the expected 10-15 year lifecycle, the staff went to great lengths to spec a purpose built HD unit that would meet this threshold. When the differences are compared between both upfitters, the differences are product material, longevity and quality which in turn results to final cost.

*"Deviations from these requirements in efforts to obtain extremely low prices will not be acceptable."*

I recommend the purchase of the Bonnell upfit.

### Warranty

My recommendation, if the extended warranty is purchased, would be to purchase the 4000 hr package.

I estimate that this unit will encounter over 900 hrs per year.

Thank you,  
Rod Johnson  
Public Works Operations Manager  
Phone 309/852-2611 ext 229

CITY OF KEWANEE CITY COUNCIL AGENDA ITEM		
MEETING DATE	December 11, 2017	
RESOLUTION OR ORDINANCE NUMBER	Resolution #5087	
AGENDA TITLE	A RESOLUTION TO AUTHORIZE AN AGREEMENT WITH AEP ENERGY FOR THE PURCHASE OF ELECTRICAL ENERGY FOR CITY OF KEWANEE FACILITIES	
REQUESTING DEPARTMENT	Grounds Maintenance	
PRESENTER	Kevin Newton, Grounds Maintenance Manager	
FISCAL INFORMATION	Cost as recommended:	Depends on usage
	Budget Line Item:	Multiple depts. Utility line
	Balance Available	N/A
	New Appropriation Required:	<input type="checkbox"/> Yes <input checked="" type="checkbox"/> No
PURPOSE	To enter into an agreement with AEP Energy at a rate of 4.208 cents per kilowatt-hour for a term of 36 months	
BACKGROUND	The Illinois Commerce Commission allows the electrical energy users to select the source of supply for electrical energy from the Illinois-registered Retail Energy Suppliers and Alternative Retail Energy Suppliers. The City of Kewanee has an existing agreement expiring January 2018, with AEP Energy at a cost of 4.208 cents per kilowatt-hour. Proposals were solicited from interested parties, including Aspen Energy, Homefield Energy, MidAmerican Energy, and AEP Energy.	
SPECIAL NOTES	N/A	



<b>ANALYSIS</b>	After reviewing the submitted responses to the RFP, it is my recommendation to enter an agreement with AEP Energy at a rate of 4.208 cents per kilowatt-hour at a term of 36 months. It is a decrease in energy cost of 4.35% compared to our current 4.485 cents per kilowatt-hour. When combined with Ameren Illinois's 4.08 cents per kilowatt-hour for delivery the total price per kilowatt-hour the City will pay is 8.296 cents. This is well below the nation average of 12 cents per kilowatt-hour. Further research has shown being able to lock into a price under 10 cents for an extended period is an excellent opportunity to provide budget stability and save money since electricity rates are dictated by market speculation and supply and demand. For the 2017 calendar year electricity cost the City approximately \$202,000.00 not including the delivery at an additional cost of approximately \$250,000.00 for an approximate total of \$457,000.00. With the new proposed rate the City would save on average \$10,000.00 annually for the next three years.
<b>PUBLIC INFORMATION PROCESS</b>	The request for sealed bids was solicited from area suppliers via email, as well as published on the City website.
<b>BOARD OR COMMISSION RECOMMENDATION</b>	N/A
<b>STAFF RECOMMENDATION</b>	Staff recommends adoption
<b>PROCUREMENT POLICY VERIFICATION</b>	This is RFP was issued in accordance with the procurement policy.
<b>REFERENCE DOCUMENTS ATTACHED</b>	Resolution 5087, RFP Responses

RESOLUTION NO. 5087

A RESOLUTION TO AUTHORIZE AN AGREEMENT WITH AEP ENERGY FOR THE PURCHASE OF ELECTRICAL ENERGY FOR CITY OF KEWANEE FACILITIES, AND DECLARING THAT THIS RESOLUTION SHALL BE IN FULL FORCE IMMEDIATELY.

**WHEREAS,** The Illinois Commerce Commission allows electrical energy users to select the source of supply for the electrical energy from Illinois-registered Retail Energy Suppliers and Alternative Retail Energy Suppliers; and,

**WHEREAS,** The City of Kewanee has an existing agreement, expiring in January 2018, with AEP Energy for the purchase of electrical energy for various City facilities at a cost of 4.408 cents per kilowatt-hour; and,

**WHEREAS,** Proposals were solicited from interested parties Aspen Energy, Homefield Energy and AEP Energy and MidAmerican Energy for provision of electrical energy for various City facilities, with the results of the proposals tabulated in the table below:

Company/Energy Provider	Total Energy Price (¢/kWh)	Delivery Term Begins	Delivery Term Ends
AEP Energy			
	4.016	January 2018	January 2019
	4.109	January 2018	January 2020
	4.216	January 2018	January 2021
MidAmerican Energy			
	4.227	January 2018	January 2019
	4.294	January 2018	January 2020
	4.385	January 2018	January 2021
Aspen Energy			
	4.549	January 2018	January 2019
	4.679	January 2018	January 2020
	4.769	January 2018	January 2021
Homefield Energy			
	4.336	January 2018	January 2019
	4.467	January 2018	January 2020
	4.571	January 2018	January 2021

**WHEREAS,** City staff has recommended entering a new agreement for 36 months with AEP Energy, decreasing the energy cost 4.35% when compared to the current rate of 4.408 ¢/kWh.

**NOW THEREFORE BE IT RESOLVED, BY THE KEWANEE CITY COUNCIL, IN COUNCIL ASSEMBLED, AS FOLLOWS:**

**Section 1** The preambles to this Resolution are considered a part of the Resolution as if fully re-written below.

**Section 2** The City Manager is hereby authorized to enter a new agreement with AEP Energy for the period of January 2018 to January 2021.

**Section 3** This Resolution shall be in full force and effect immediately upon its passage and approval as provided by law.

Adopted by the Council of the City of Kewanee, Illinois this 11<sup>th</sup> day of December 2017

ATTEST:

\_\_\_\_\_  
Melinda Edwards, City Clerk

\_\_\_\_\_  
Steve Looney, Mayor

RECORD OF THE VOTE	Yes	No	Abstain	Absent
Mayor Steve Looney				
Council Member Chris Colomer				
Council Member Andrew Koehler				
Council Member Steve Faber				
Council Member Michael Yaklich				