



## 2023 TRASH PICKUP & LANDSCAPE WASTE SCHEDULE

Dec 19 – Dec 23, 2022 Dec 26 – Dec 30, 2022	<b>Christmas Eve &amp; Christmas Day, New Year's Day:</b> No change in trash collection, Friday 12/23 recycling to Thursday 12/22 (Closed 12/23, 12/26) (2) 32-gallon overflow bags will be allowed <b>ONLY</b> on the dates of 12/27, 12/28 & 12/29
Jan 16 – Jan 20, 2023	<b>Martin Luther King Jr. Day:</b> No change in trash collection (Closed 1/16)
Feb 20 – Feb 24, 2023	<b>Presidents' Day:</b> No change in trash collection (Closed 2/20)
March 20, 2023	<b>Landscape pickup begins</b>
April 3 – April 7, 2023	<b>Good Friday:</b> No change in trash collection. Friday recycling route to Thursday (Closed 4/7)
May 29 – June 2, 2023	<b>Memorial Day:</b> No change in trash collection – No landscape pickup on May 29 <sup>th</sup> (Closed 5/29)
June 19 – June 23, 2023	<b>Juneteenth:</b> No change in trash collection - No landscape pickup on June 19 <sup>th</sup> (Closed 6/19)
July 3 – July 7, 2023	<b>Independence Day:</b> Tuesday collection will be moved to Friday 7/7. No change to Wednesday and Thursday – (Closed 7/4)
Sept 4 – Sept 8, 2023	<b>Labor Day:</b> No change in trash collection – No landscape pickup on Sept 4 <sup>th</sup> (Closed 9/4)
Oct 9 – Oct 13, 2023	<b>Columbus Day:</b> No change in trash collection – No landscape pickup on Oct 9 <sup>th</sup> (Closed 10/9)
Nov 6 – Nov 10, 2023	<b>Veterans Day:</b> No change in trash collection. Friday recycling to Thursday (Closed 11/10)
Nov 20 – Nov 24, 2023	<b>Thanksgiving:</b> No change in trash collection on Tuesday and Wednesday, no change to Friday recycling. Thursday collection to <u>Friday</u> – (Closed 11/23 & 11/24)
Dec 4, 2023	<b>Last day for landscape pickup</b>
Dec 18 – Dec 22, 2023 Dec 26 – Dec 30, 2023	<b>Christmas Eve &amp; Christmas Day, New Year's Day:</b> No change in trash collection, Friday recycling to Thursday 12/21 (Closed 12/22, 12/25) (2) 32-gallon overflow bags will be allowed <b>ONLY</b> on the dates of 12/26, 12/27 & 12/28
Jan 1 – Jan 5, 2024	<b>New Year's Day:</b> No change in trash collection (Closed 1/1)

**OVERFLOW IS NOT PERMITTED, All trash must be bagged and fit inside of the closed trash cart.** 32 gallon trash bags weighing less than 50 pounds may be taken to the Transfer Station with an attached Excess Bags sticker at no extra cost.

**Landscape waste collection** uses biodegradable, 2-ply paper bags. One \$1.00 Excess Bag sticker must be attached to each landscape waste bag. Landscape is picked up city-wide on Mondays 3/20/23 – 12/4/23.

**Excess Bag stickers** can be purchased at: Beck Oil (East 2<sup>nd</sup> & Tenney St), Farm King, JoJo's, CVS, Shell Express, Sullivan Foods, Wal-Mart, Casey's, and City Hall. Stickers are \$1.00 each.

**Burn days** are in April, May, June, September, October, and November. Burn days are Wednesdays and Saturdays (weather permitting). Check our website at [www.cityofkewanee.com](http://www.cityofkewanee.com) or call 852-2611 ext 6, after 8:00 a.m. to confirm if the conditions are right for burning that day.

**Transfer Station** hours are Monday through Friday 7:00 a.m.-11:00 a.m. and 11:30 a.m.-3:00 p.m. (closed on scheduled holidays),

**Saturday Transfer Station** hours will be from 9:00 a.m.-12:00 p.m. on the following Saturdays: 4/22/23, 5/13/23, 5/27/23, 6/10/23, 6/24/23, 7/8/23, 7/22/23, 8/12/23, 8/26/23, 9/9/23, 9/23/23












**City of Kewanee Recycling Program**  
*Your participation will make this program a success!*  
*Place recyclables at the curb on your normal trash collection day.*



**Place in Transparent Blue or Clear Bag - Glass, Cans/Metals, Plastics, Newsprint, White Paper, Chipboard**  
**(All recyclable items can be bagged together)**

Recyclable	What Can be Recycled	What Can't be Recycled	Preparation
<b>Glass</b> 	<ul style="list-style-type: none"> <li>♻ Glass Containers: Clear, brown, green or blue</li> <li>♻ Juice bottles</li> <li>♻ Beer, wine, or liquor bottles</li> <li>♻ Food jars</li> </ul>	<ul style="list-style-type: none"> <li>⊗ Light bulbs</li> <li>⊗ Crystal or mirrors</li> <li>⊗ Coffee mugs, plates, Pyrex glass, ceramics</li> <li>⊗ Drinking or canning glassware</li> <li>⊗ Window glass</li> </ul>	Rinse well Remove lids Labels may remain Only glass from food containers allowed.  <b>⊗ NO BROKEN GLASS!</b>
<b>Cans/Metals</b> 	<ul style="list-style-type: none"> <li>♻ Aluminum, steel, tin cans of all types</li> <li>♻ Beverage, soup, fruit &amp; vegetable cans</li> <li>♻ Aluminum foil &amp; pie pans</li> </ul>	<ul style="list-style-type: none"> <li>⊗ Needles or other sharps or hazardous material containers</li> </ul>	Rinse well Bend metal lids if sharp edges are exposed Labels may remain
<b>Plastics #1— #5 &amp; #7</b> 	<ul style="list-style-type: none"> <li>♻ #1, #2, #3, #4, #5, #7 plastic containers.</li> <li>♻ Includes most milk, juice &amp; most other beverage containers.</li> </ul>	<ul style="list-style-type: none"> <li>⊗ Plastic bags or wrap</li> <li>⊗ Styrofoam</li> <li>⊗ Oil, chemical, or other hazardous material containers</li> <li>⊗ Plastic tableware</li> <li>⊗ Melmac-type plastic</li> </ul>	Rinse well Remove caps Flatten after rinsing
<b>Newsprint</b> 	<ul style="list-style-type: none"> <li>♻ Newspapers &amp; inserts</li> </ul>	<ul style="list-style-type: none"> <li>⊗ Paper towels and napkins</li> </ul>	Keep paper dry
<b>White Paper &amp; other products</b> 	<ul style="list-style-type: none"> <li>♻ Magazines &amp; catalogs</li> <li>♻ Phone books</li> <li>♻ Junk mail</li> <li>♻ Office paper</li> <li>♻ Envelopes, copy paper &amp; mixed paper</li> </ul>	<ul style="list-style-type: none"> <li>⊗ Construction paper or bright colored paper</li> <li>⊗ Photographs</li> </ul>	Remove paper clips, binder clips and other non-paper items Keep products dry
<b>Chipboard</b> 	<ul style="list-style-type: none"> <li>♻ Cereal &amp; tissue boxes</li> <li>♻ Shoe boxes</li> <li>♻ Paper egg cartons</li> <li>♻ Toilet &amp; paper towel tubes</li> <li>♻ Beer and soda boxes</li> </ul>	<ul style="list-style-type: none"> <li>⊗ Wax covered chipboard including milk cartons and beverage boxes</li> </ul>	Flatten & tie with string or tape

**Cardboard boxes must be flattened and separated**

<b>Cardboard</b> 	<ul style="list-style-type: none"> <li>♻ Corrugated cardboard Includes almost any larger box corrugated material</li> </ul>	<ul style="list-style-type: none"> <li>⊗ Wax covered boxes</li> </ul>	In a transparent blue bag <b>OR</b> Flattened and secured in the flattened position with string, paper tape or secured inside a larger corrugated cardboard box. <b>Maximum size of bundle or box is <u>3 x 3 x 1 ft</u></b>
---	---	---	---