

Village of Great Neck

BUILDING DEPARTMENT

DR. PEDRAM BRAL, Mayor
RAYMOND PLAKSTIS, JR., Deputy Mayor
ANNE MENDELSON, Trustee
NORMAN NAMDAR, Trustee
BARTON SOBEL, Trustee

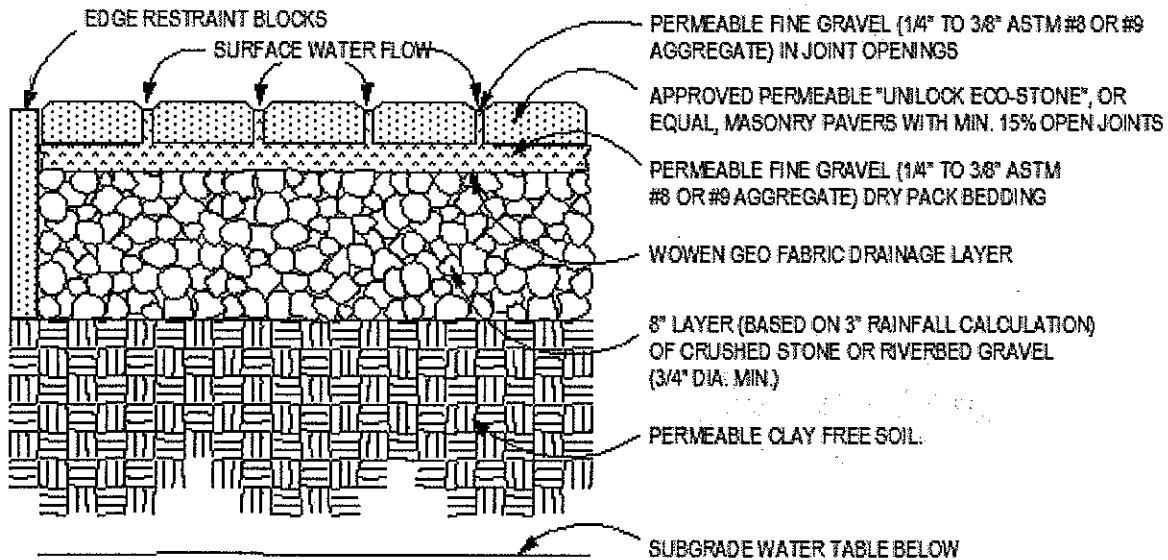


ROBERT BARBACH, Superintendent
DENNIS FROMIGIA, Building Inspector
ROBERT MORDECAI, Building Inspector

OWNER / CONTRACTOR CONSENT FOR THE INSTALLATION OF A WATER PERMEABLE PAVER SYSTEM

Property Address: _____

Permit #: _____ Section: _____ Block: _____ Lot(s): _____



Important Note: This installation requires 3 inspections by the Building Department:

- (1) Excavation and permeable substrate soil condition.
- (2) Installation of gravel base to the required depth.
- (3) Final installation of pavers.

I, the undersigned, understand the requirements for the installation of this water permeable paver system and will contact the Building Department for the designated inspections. I understand that if I do not arrange for the required inspections or do not follow the approved drawings, removal of the pavers and substrate may be required to confirm the proper installation.

Property Owner :

Licensed Contractor:

Print Name: _____

Print Name: _____

Owner Signature: _____

Contractor Signature: _____

Date: _____


Date: _____

How do permeable pavements work?




1

Permeable pavements have many small openings that allow rainwater and snowmelt to pass through it.



2

The filtered water collects in a gravel storage layer below the pavement until it soaks into the underlying soil.



3

The water continues to be cleaned as it filters through the soil until it replenishes the groundwater supply.



4

The clean water eventually flows into our rivers, lakes and wetlands.

Humber River and Lake Ontario