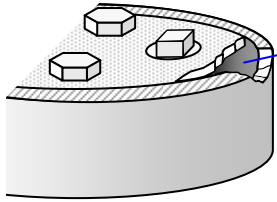



Drinking Water Tech Tips

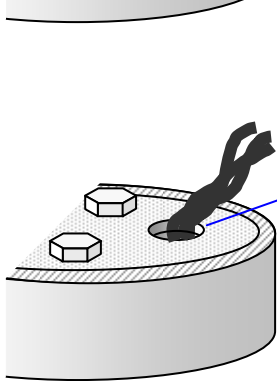
Simple Fixes for Wellhead Openings



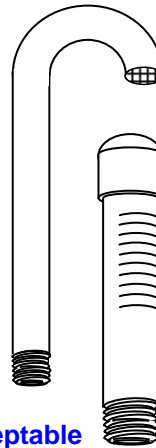
Replace damaged seal and repair well casing. Repairs must be durable and watertight.



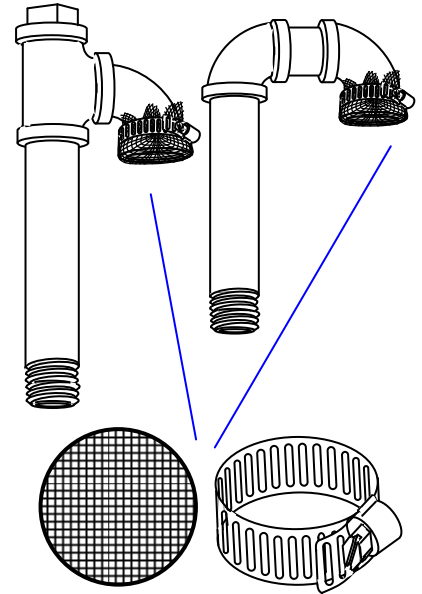
Replace straight, open well vents with inverted screened vents such as those below. Use non-corrodible 24-mesh screen to exclude insects, rodents and other small animals.



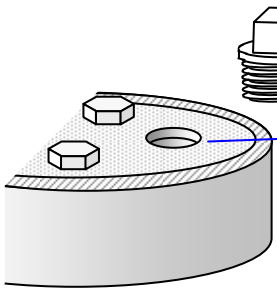
Install an electrical conduit to seal the opening around the wires on a submersible pump. For a temporary fix, use clear silicone sealer around the opening.



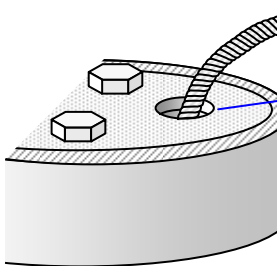
Acceptable commercially available vent designs



1/2-inch galvanized pipe with non-corrodible 24-mesh screen and a #12 stainless steel adjustable clamp



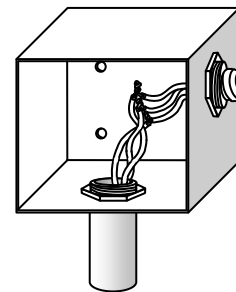
Replace access plug or install an inverted, screened well vent if one is not present.



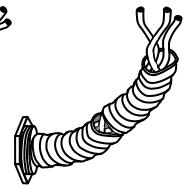
To seal the opening, remove the rope or attach it to an eyebolt on the sanitary seal bottom or drop pipe and use a square-head access plug. For a temporary fix, use clear silicone sealer around the opening.



Eliminate rodents from the well house and area around the wellhead. Airborne fecal material can contaminate the well or coliform samples. To keep rodents out, seal all entry points. Consider replacing fiberglass with solid insulation.



Replace the missing front panel of the electrical box and seal the small holes in the back.



Replace damaged flexible conduit.

Avoid Hantavirus: When removing rodent nests and waste, use these precautions:

- Air out building for 1 hour before entering.
- Wear disposable gloves and a dust mask.
- Mix solution of disinfectant (1 cup bleach to 10 cups water).
- Thoroughly spray or soak dead mice or droppings with disinfectant before you remove them or clean nesting areas.
- Use rags or sponges soaked in the disinfectant solution.

For more information

We offer many publications online at <https://fortress.wa.gov/doh/eh/dw/publications/publications.cfm>

Pest Control (331-363) is a 6-page document explaining how to keep pests out, inspect for signs of infestation, remove favorable habitat and clean up.

Contact our nearest regional office from 8 a.m. to 5 p.m. Monday through Friday. If you have an after-hours emergency, call (877) 481-4901.

Eastern Region, Spokane Valley (509) 329-2100

Adams, Asotin, Benton, Chelan, Columbia, Douglas, Ferry, Franklin, Garfield, Grant, Kittitas, Klickitat, Lincoln, Okanogan, Pend Oreille, Spokane, Stevens, Walla Walla, Whitman, and Yakima counties.

Northwest Region, Kent (253) 395-6750

Island, King, Pierce, San Juan, Skagit, Snohomish, and Whatcom counties.

Southwest Region, Tumwater (360) 236-3030

Clallam, Clark, Cowlitz, Grays Harbor, Jefferson, Kitsap, Lewis, Mason, Pacific, Skamania, Thurston, and Wahkiakum counties.



If you need this publication in alternate format, call (800) 825-0127. For TTY/TDD, call (800) 833-6388.