



















Alpine Township - Performance Dashboard

	2021	2022	Progress
Fiscal Stability			
Annual General Fund expenditures per capita	\$164	\$134	
Fund Balance as % of annual General Fund expenditures	148%	201%	
Unfunded pension & OPEB liability vs % of annual General Fund revenue	0%	0%	
Direct debt burden per capita	\$0	\$0	
Percentage of road funding provided by the General Fund	50%	50%	
Ratio of pensioners to employees	n/a	n/a	
Number of services delivered via cooperative venture	5	5	
Economic Strength			
% of community with access to high speed broadband	95%	95%	
% of community age 25+ with bachelor's degree or higher	26%	23%	
Public Safety			
Violent crimes per thousand	3.4	4.8	
Property crimes per thousand	26.8	28.4	
Traffic injuries or fatalities	84	104	
Quality of Life			
Miles of sidewalks and non-motorized trails as a factor of total road miles	0.20	0.20	
% of General Fund expenditures committed to arts, culture and recreation	1.7%	3.1%	
Acres of park per thousand residents	25.8	25.8	
Percent of community being provided with curbside recycling	100%	100%	

Performance Improving	
Performance staying about the same	
Performance declining	